



US00D329008S

United States Patent [19]
Marques

[11] **Patent Number: Des. 329,008**
[45] **Date of Patent: ** Sep. 1, 1992**

[54] **DOOR LEVER**

[75] **Inventor: A. Ludgero Marques, Feira Codex, Portugal**
[73] **Assignee: Broadway Industries, Inc., Kansas City, Mo.**
[**] **Term: 14 Years**
[21] **Appl. No.: 483,420**
[22] **Filed: Feb. 22, 1990**
[52] **U.S. Cl. D8/308**
[58] **Field of Search D8/300-302, D8/307, 308; 16/110 R, 111 R, DIG. 30; 292/347, DIG. 31, 357**

[56] **References Cited**

U.S. PATENT DOCUMENTS

D. 80,332	1/1930	Schnell et al.	D8/308
D. 85,770	12/1931	Ruppel	D8/308
D. 085,844	12/1931	Schnell	D8/308
D. 314,129	1/1991	Zanini	D8/308
4,877,278	10/1989	Valley	292/357

OTHER PUBLICATIONS

General Lock, Inc.; ©1965; Cat. 66 Sec. 1; pp. 1-6; lever 70.
General Lock Inc.; ©1965; Cat. 66 Sec.1; pp. 1-7; lever 87.
Smedbo Gård AB Cat; p. 13; Villa lever (lower right).
Baldwin Hardware Cat.; Sec. f; p. 12, lever 5108 (upper right).
Primary Examiner—B. J. Bullock
Attorney, Agent, or Firm—Hovey, Williams, Timmons & Collins

[57] **CLAIM**

The ornamental design for a door lever, as shown and described.

DESCRIPTION

FIG. 1 is a front elevation of a door lever showing my new design;
FIG. 2 is a rear elevation view thereof;
FIG. 3 is a top plan view thereof;
FIG. 4 is a bottom plan view thereof;
FIG. 5 is an end elevation view thereof;
FIG. 6 is an elevation view of the opposite end thereof; and,
FIG. 7 is an elevation view similar to that shown in FIG. 1 with the design shown in a different orientation.






FIG. 7



FIG. 2

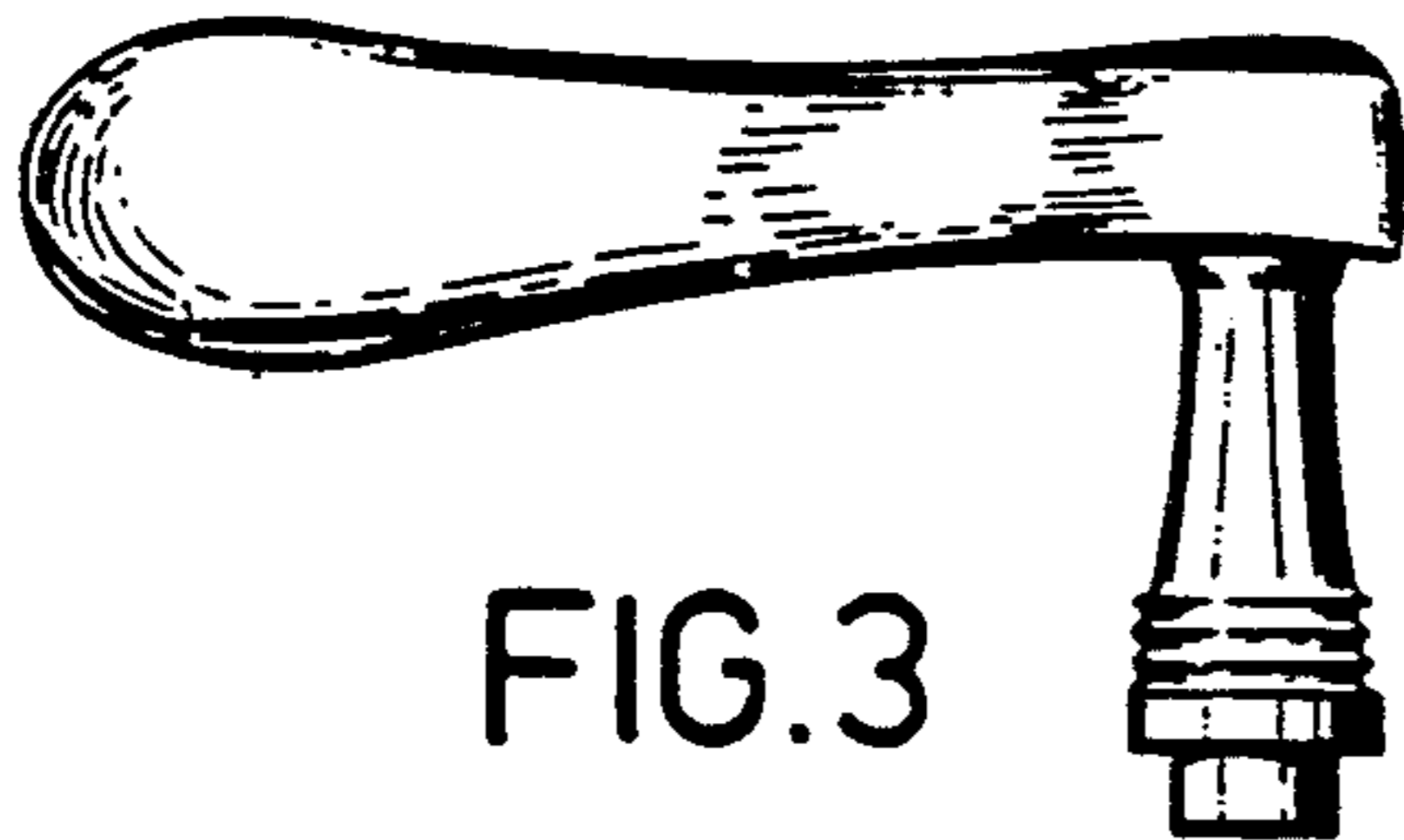


FIG. 3

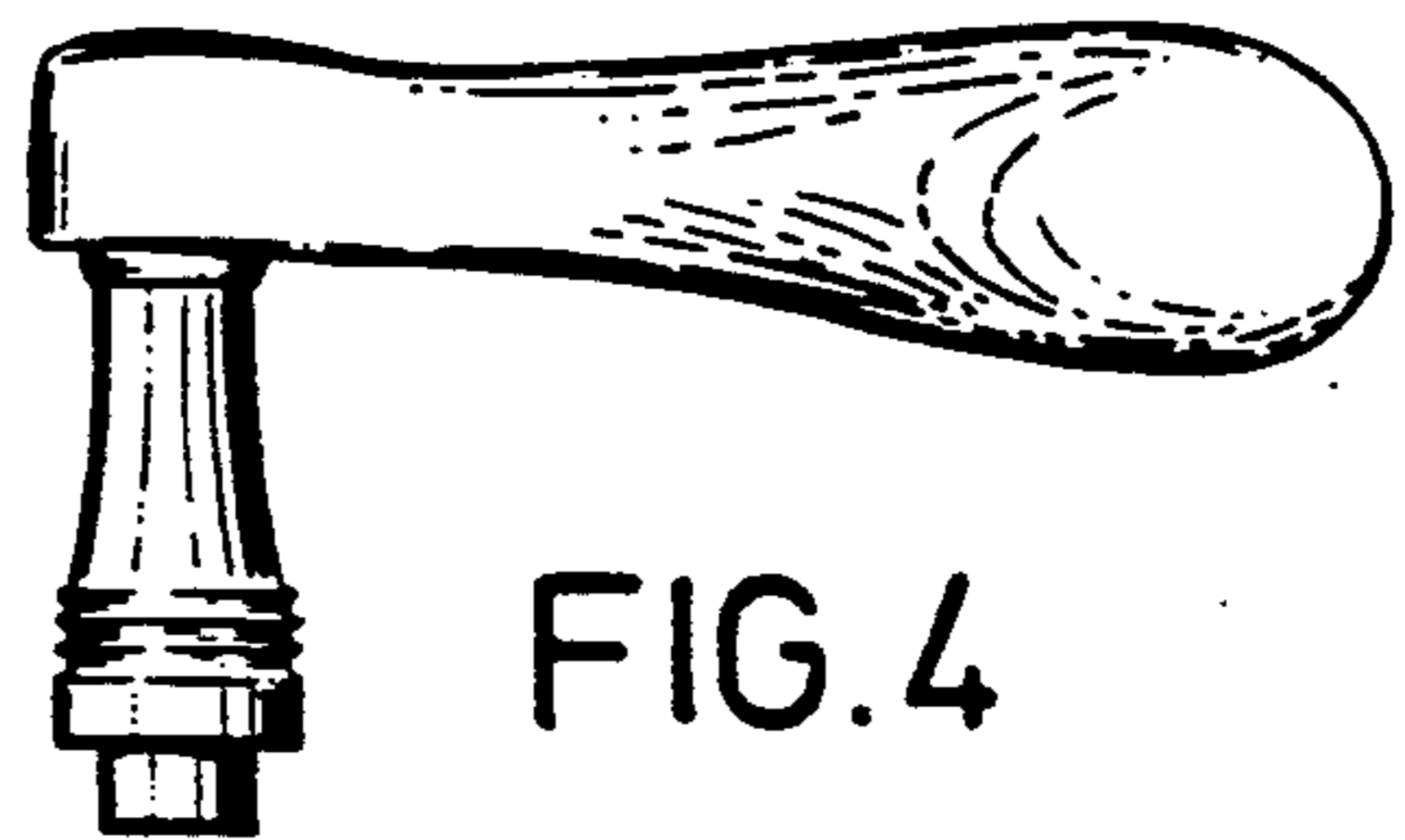


FIG. 4



FIG. 5



FIG. 6



FIG. 1