



US00D329000S

United States Patent [19]

[11] Patent Number: **Des. 329,000**

Minuti

[45] Date of Patent: **** Sep. 1, 1992**

[54] **COMBINED CRUETS AND STAND THEREFOR**

[56] **References Cited**

[75] Inventor: **Furio Minuti, Macerata, Italy**

U.S. PATENT DOCUMENTS

[73] Assignee: **Fratelli Guzzini S.p.A., Recanati, Italy**

- D. 191,591 10/1961 Wolf et al. D7/591
- D. 233,584 11/1974 Salviato D7/592
- D. 306,388 3/1990 Pozzi D7/591
- D. 310,316 9/1990 Rossari D7/590
- 1,878,302 9/1932 Tourtoios 211/77

[**] Term: **14 Years**

Primary Examiner—Terry A. Pfeffer
Attorney, Agent, or Firm—Hedman, Gibson & Costigan

[21] Appl. No.: **471,806**

[57] CLAIM

[22] Filed: **Jan. 29, 1990**

The ornamental design for a combined cruets and stand therefor, as shown and described.

[30] Foreign Application Priority Data

DESCRIPTION

- Aug. 23, 1989 [IT] Italy 21622/89[U]
- [52] U.S. Cl. D7/592
- [58] Field of Search D7/590-600;
D6/457, 469; D9/359, 366-367, 455;
206/562-564; 211/74, 77, 78; 222/142.1-142.9

FIG. 1 is a top perspective view of a combined cruets and stand therefor showing my new design;
 FIG. 2 is a front elevational view thereof, as well as a rear elevational view thereof;
 FIG. 3 is a right side elevational view thereof, as well as a left side elevational view thereof; and,
 FIG. 4 is a top plan view thereof the undisclosed bottom view is flat and ornamental.

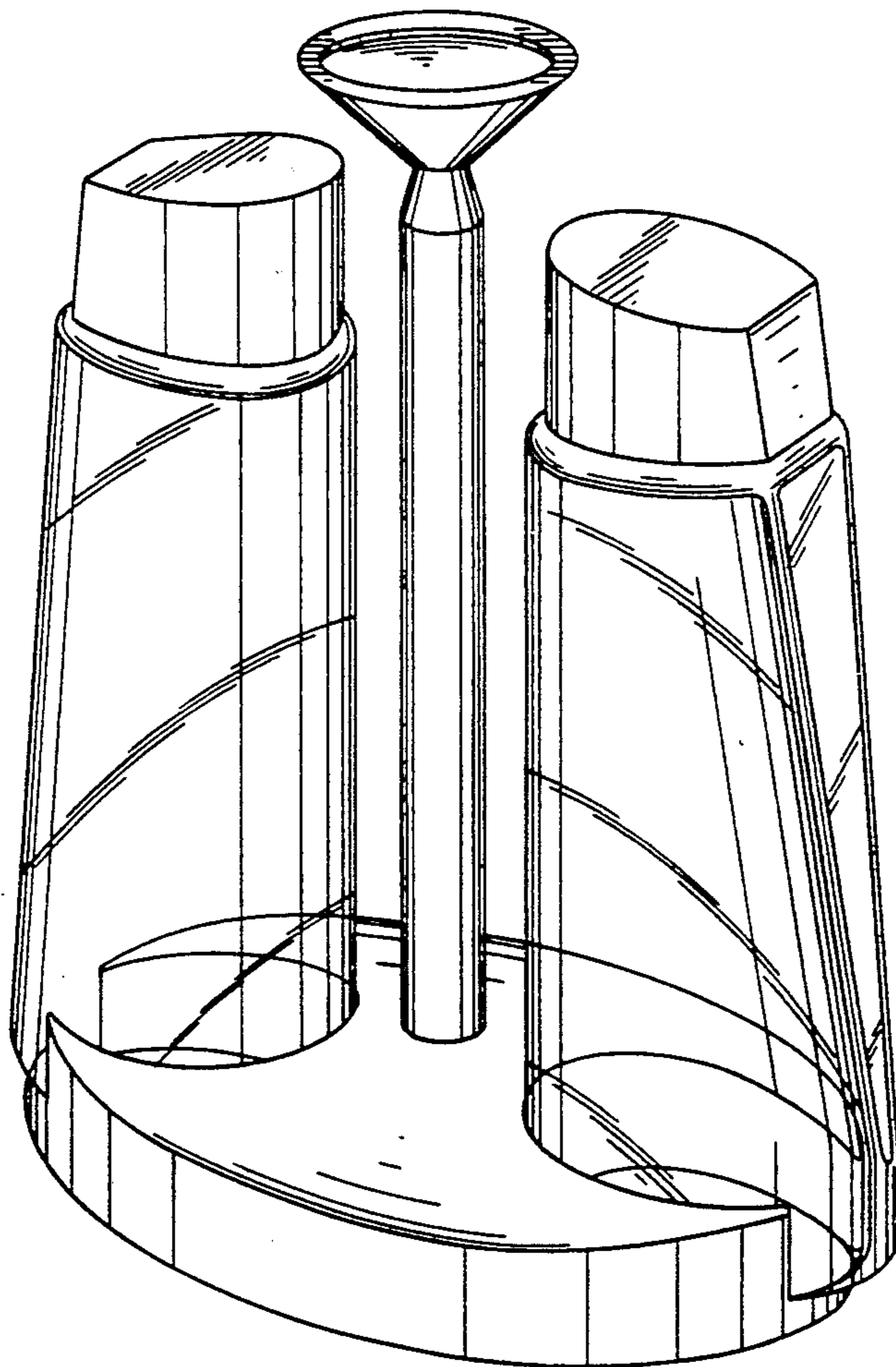


FIG. 1

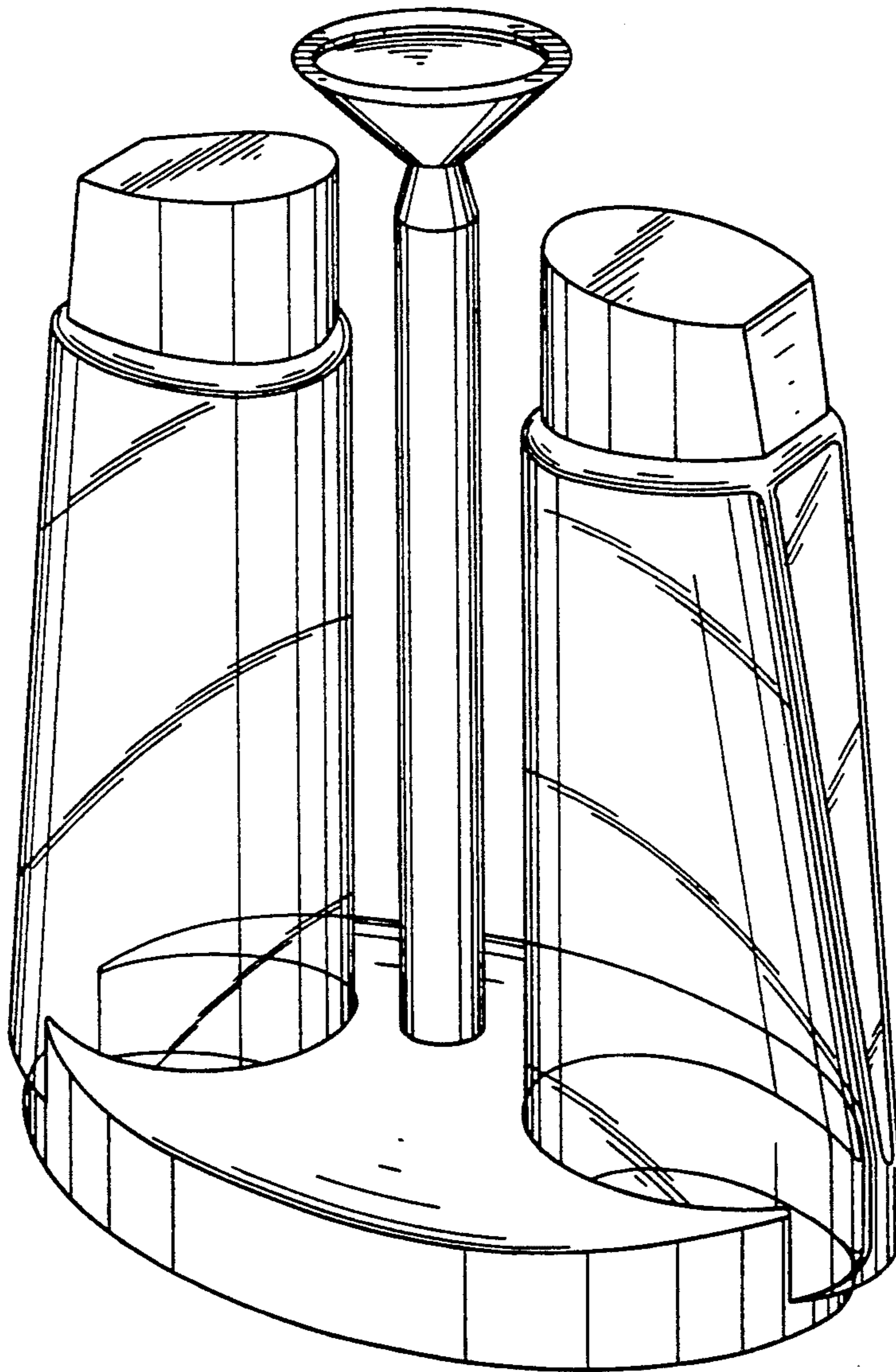


FIG. 2

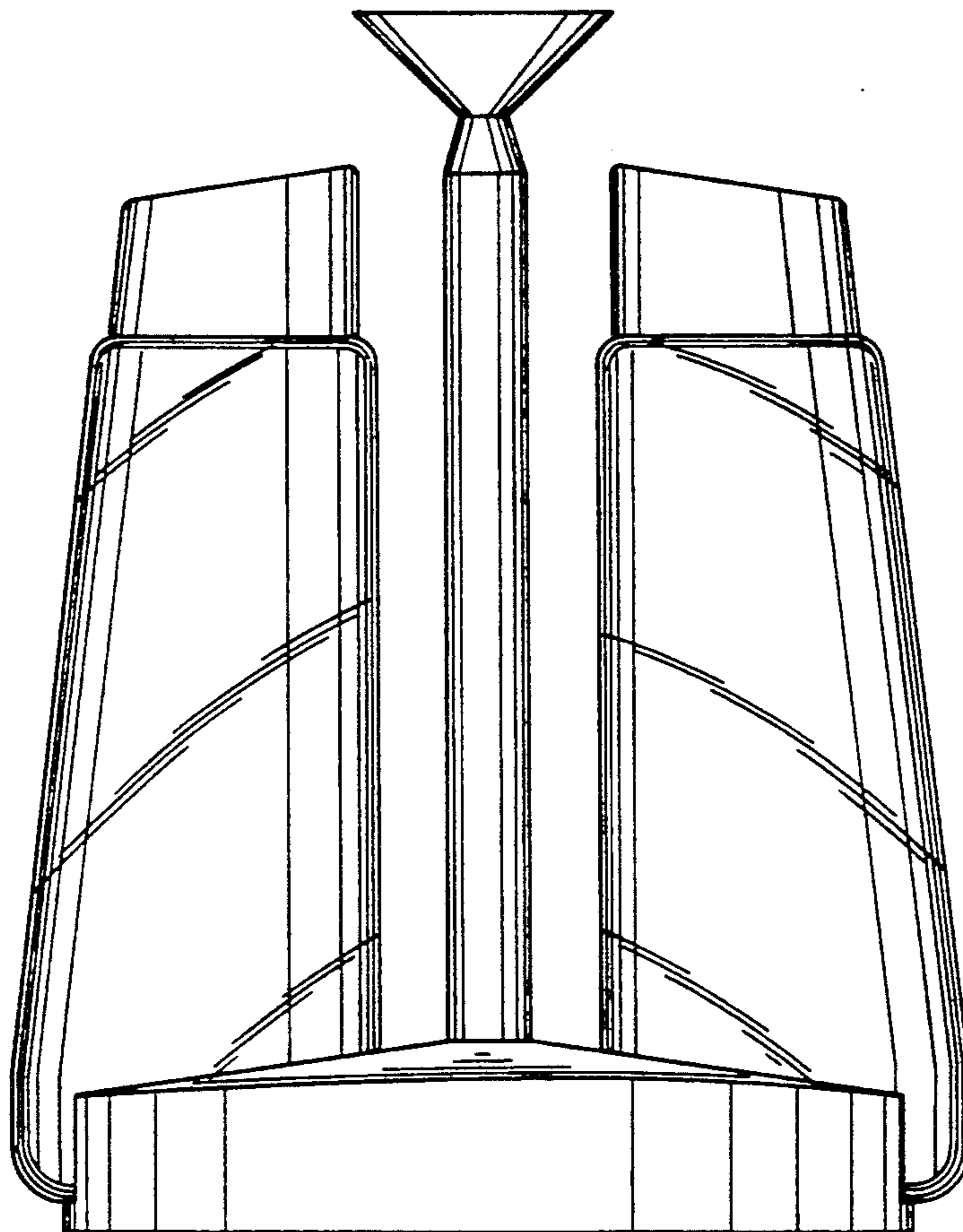


FIG. 4




FIG. 3

