



US00D328978S

# United States Patent [19]

[11] Patent Number: **Des. 328,978**

Hainline

[45] Date of Patent: **\*\* Sep. 1, 1992**

## [54] COMBINED TOOTHBRUSH AND HOLDER WITH INTEGRAL DENTAL FLOSS DISPENSER

*Primary Examiner*—Wallace R. Burke  
*Assistant Examiner*—Lavone D. Tabor  
*Attorney, Agent, or Firm*—Terry M. Gernstein

[76] Inventor: **Addie A. Hainline**, 604 Spring St., Cahokia, Ill. 62206

### [57] CLAIM

[\*\*] Term: **14 Years**

The ornamental design for a combined toothbrush and holder with integral dental floss dispenser, as shown and described.

[21] Appl. No.: **448,579**

### DESCRIPTION

[22] Filed: **Dec. 11, 1989**

[52] U.S. Cl. .... **D4/108; D28/64**

[58] Field of Search ..... **D4/104-114, D4/116, 130, 132, 134, 136, 138, 199; D28/64; 15/22.1-22.2, 23-28, 159 R, 159 A, 160, 167.1-167.3; 132/308-311, 312-315, 223-324**

FIG. 1 is an exploded top perspective view of a combined toothbrush and holder with integral dental floss dispenser showing my new design, with the right end cap and toothbrush being removed from the holder and the left end cap in open position;

### [56] References Cited

#### U.S. PATENT DOCUMENTS

D. 311,259	10/1990	Smith	.....	D28/64
1,361,842	12/1920	Evslin	.....	132/308 X
3,782,397	1/1974	McCord	.....	132/309
3,842,851	10/1974	Pipitone	.....	132/311
3,847,168	11/1974	Schlegel	.....	132/309
3,853,134	12/1974	McCord	.....	132/309
3,890,986	6/1975	Gerlich	.....	132/309
4,821,752	4/1989	Widlak	.....	132/324 X

FIG. 2 is a side elevational view of the toothbrush only, shown separately for clarity of illustration, with the opposite side being a mirror image and the bottom being unornamented;

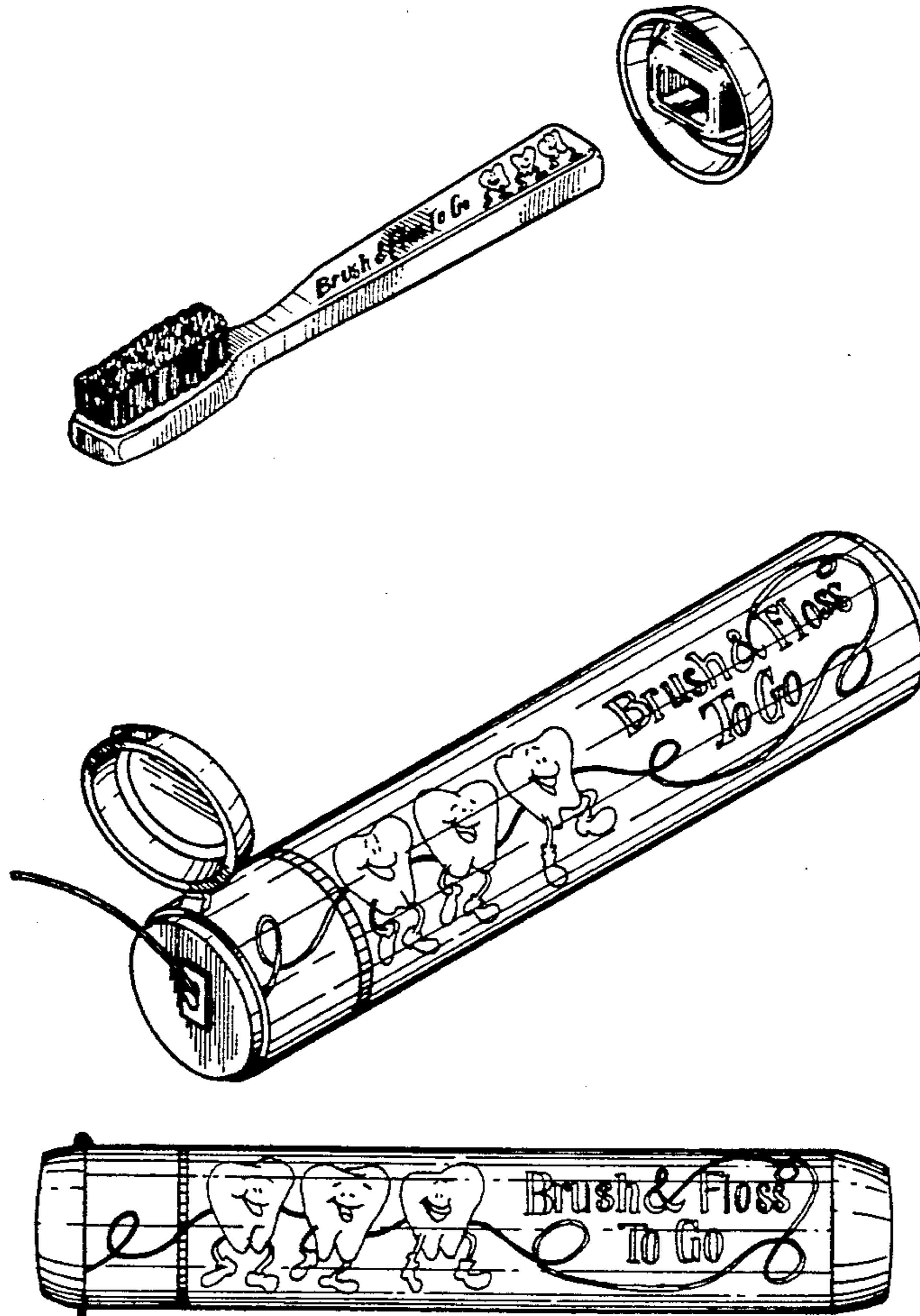
FIG. 3 is a front end elevational view thereof;

FIG. 4 is a rear end elevational view thereof;

FIG. 5 is a side elevational view of FIG. 1 with the toothbrush and dental floss being enclosed in the holder, the opposite side thereof being a mirror image;

FIG. 6 is a left end elevational view thereof; and,

FIG. 7 is a right end elevational view thereof.



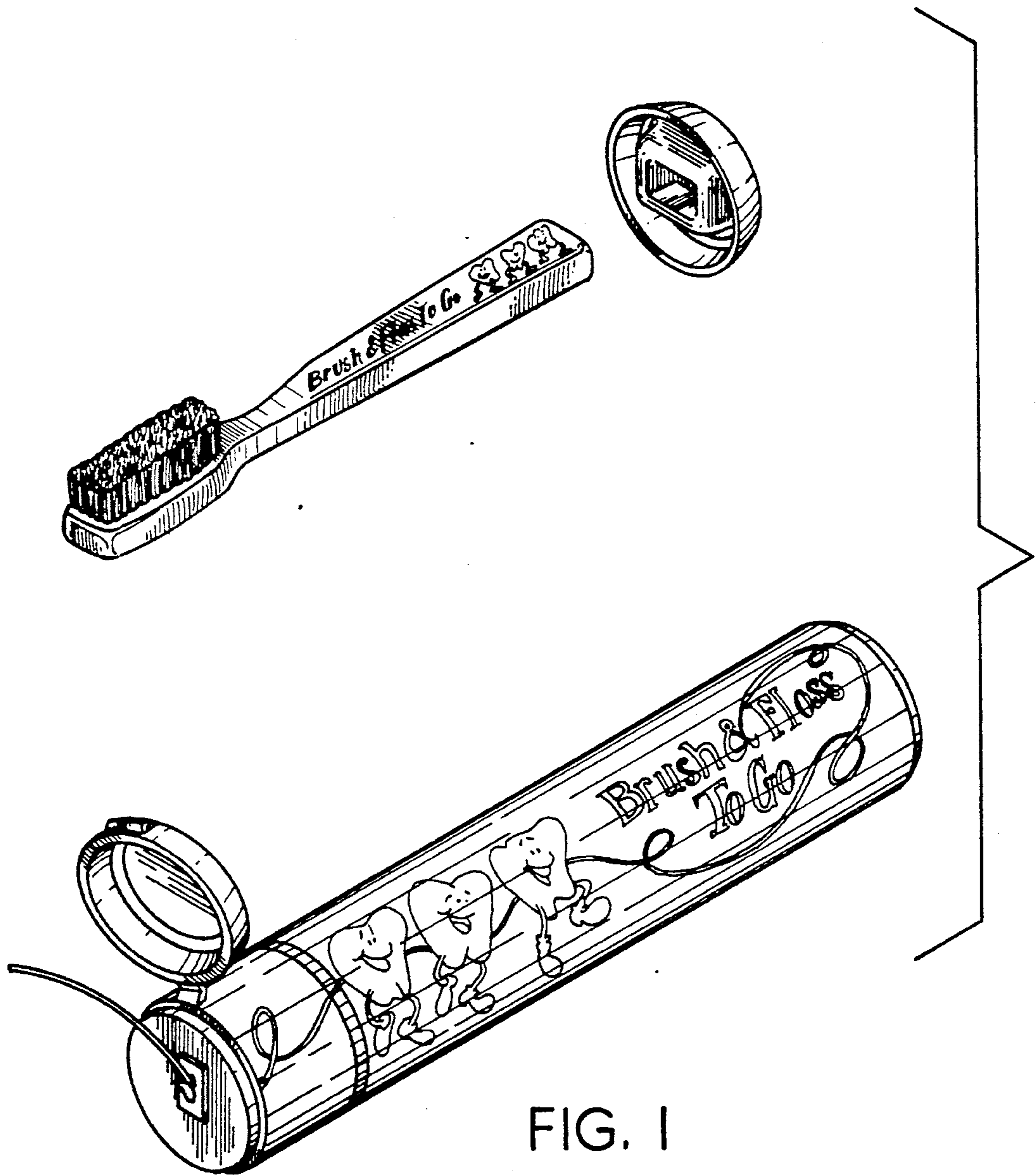


FIG. 1

FIG. 3



FIG. 4



FIG. 2

FIG. 6



FIG. 7


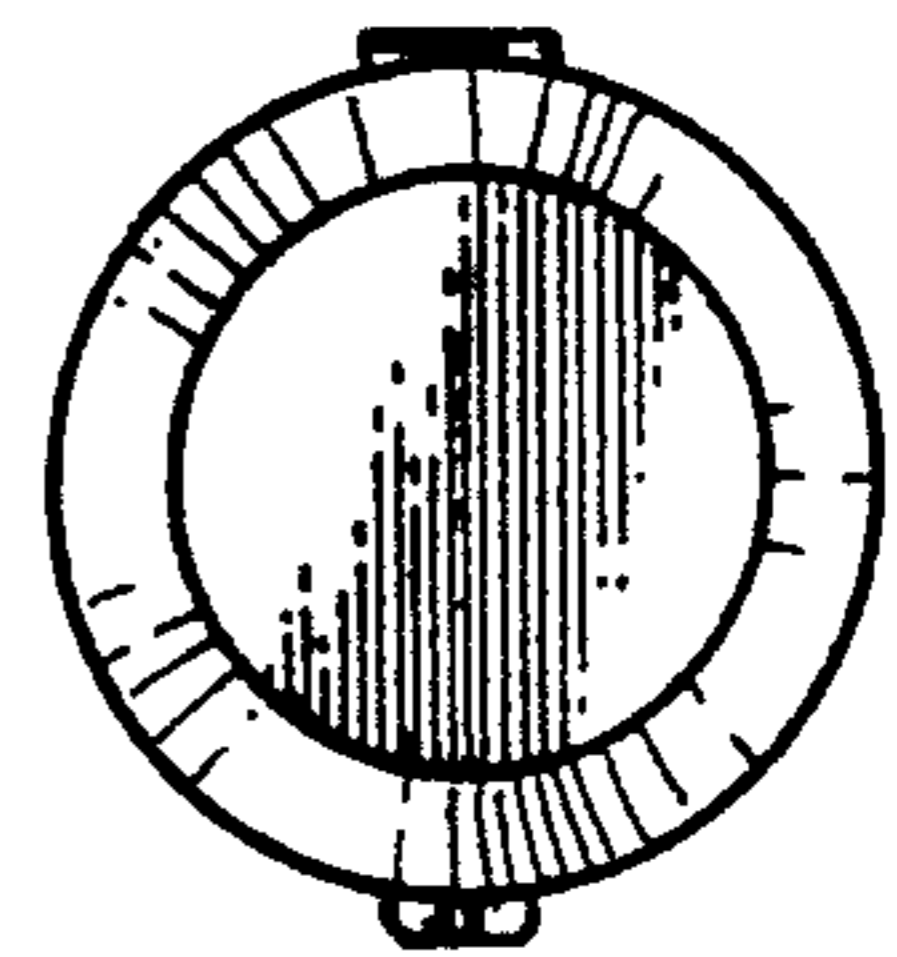


FIG. 5