



US00D328977S

United States Patent [19]

[11] Patent Number: **Des. 328,977**

Halm

[45] Date of Patent: **** Sep. 1, 1992**

[54] HANDLE FOR TOOTHBRUSHES

- [75] Inventor: **Hans Halm, Herne, Fed. Rep. of Germany**
- [73] Assignee: **Lingner & Fischer, GmbH, Fed. Rep. of Germany**
- [**] Term: **14 Years**
- [21] Appl. No.: **251,683**
- [22] Filed: **Sep. 29, 1988**

[30] Foreign Application Priority Data

- Mar. 31, 1988 [GB] United Kingdom 1049662
- Mar. 31, 1988 [GB] United Kingdom 1049663
- Mar. 31, 1988 [GB] United Kingdom 1049664

[52] U.S. Cl. **D4/104; D4/138**

[58] Field of Search **D4/100-114, D4/130-138, 199; D8/DIG. 4, DIG. 8, 80-84; 15/105-106, 143 R, 159 R, 159 A, 160, 167.1-167.3, 176.1-176.6; 128/62 R, 62 A; 132/308-311**

[56] References Cited

U.S. PATENT DOCUMENTS

- D. 190,792 6/1961 Murray et al. D8/82
- D. 306,522 3/1990 Stiller D4/104
- 525,189 8/1894 Devore 16/110 R
- 2,360,745 10/1944 Vogel 15/167.1
- 3,972,528 8/1976 McCracken et al. 15/143 R X
- 4,520,526 6/1985 Peters 15/167.1
- 4,667,659 5/1987 Hayday 128/62 R
- 4,712,266 12/1987 Yamaki 15/167.1
- 4,721,021 1/1988 Kuszniir 81/489 X
- 4,757,570 7/1988 Haeusser et al. 15/167.2

FOREIGN PATENT DOCUMENTS

- 3612108 10/1987 Fed. Rep. of Germany .
- 3640898 1/1988 Fed. Rep. of Germany .
- 1005685 4/1952 France 15/167.1
- 485723 10/1953 Italy 15/143 R
- 155730 9/1932 Switzerland 15/167.1
- 187667 2/1937 Switzerland 15/167.1
- 447279 5/1936 United Kingdom 15/143 R

Primary Examiner—Wallace R. Burke
Assistant Examiner—Lavone D. Tabor
Attorney, Agent, or Firm—Rosenman & Colin

[57] CLAIM

The ornamental design for a handle for toothbrushes, as shown and described.

DESCRIPTION

FIG. 1 is a top plan view of a handle for toothbrushes showing my new design;
 FIG. 2 is a left side elevational view thereof;
 FIG. 3 is a bottom plan view thereof;
 FIG. 4 is a right side elevational view thereof;
 FIG. 5 is an enlarged sectional view taken along line 5-5 of FIG. 4;
 FIG. 6 is a rear end elevational view thereof;
 FIG. 7 is a top plan view of a second embodiment of the design shown in FIG. 1;
 FIG. 8 is a left side elevational view thereof;
 FIG. 9 is a bottom plan view thereof;
 FIG. 10 is a right side elevational view thereof;
 FIG. 11 is an enlarged sectional view taken along line 11-11 of FIG. 10; and,
 FIG. 12 is a rear end elevational view thereof.
 The broken lines showing of a toothbrush head and neck and bristles in FIGS. 1-4 and 7-10 are for illustrative purposes only and form no part of the claimed design.

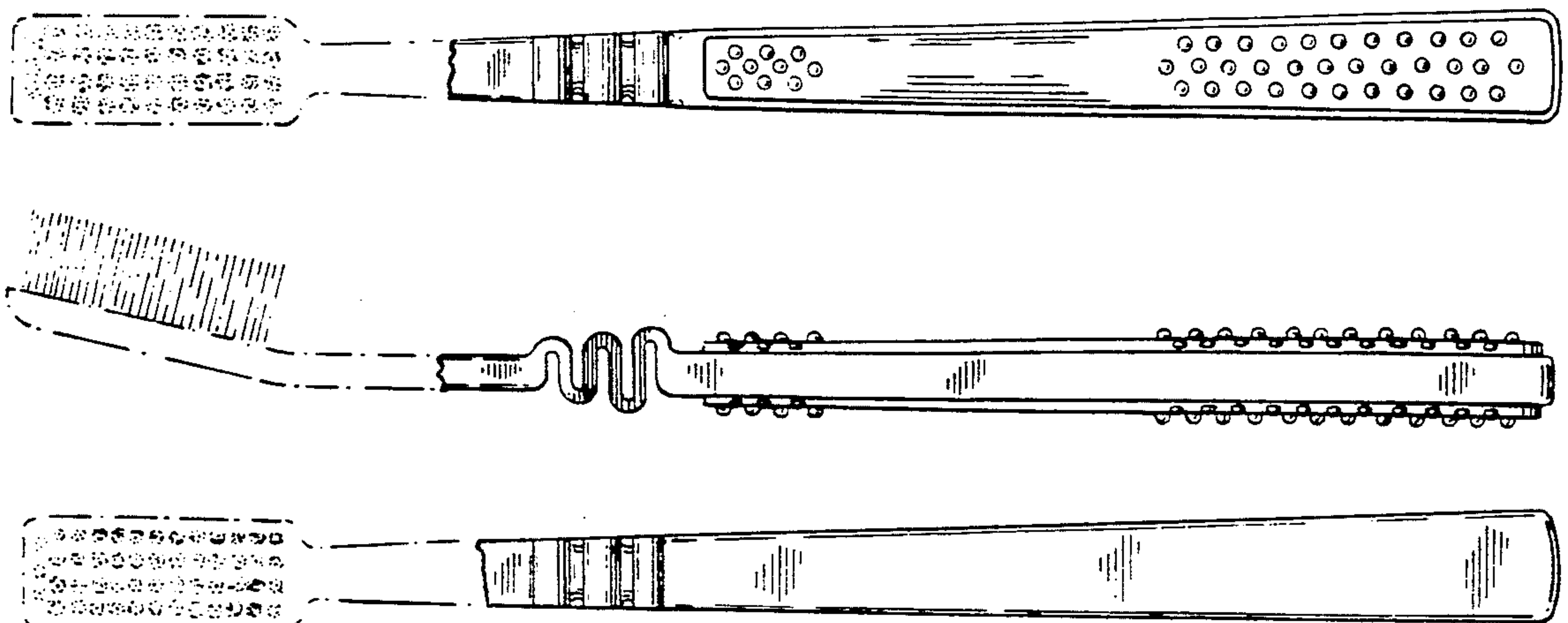


FIG. 1

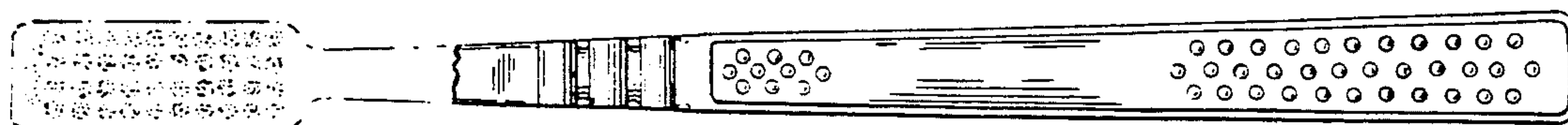


FIG. 2

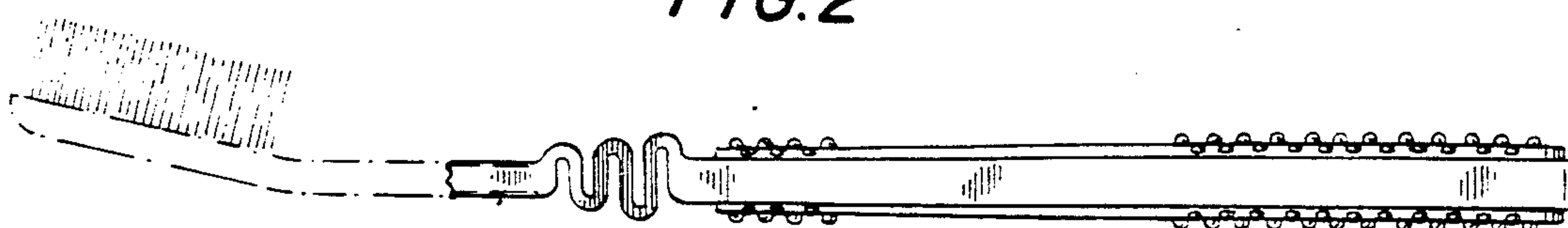


FIG. 3

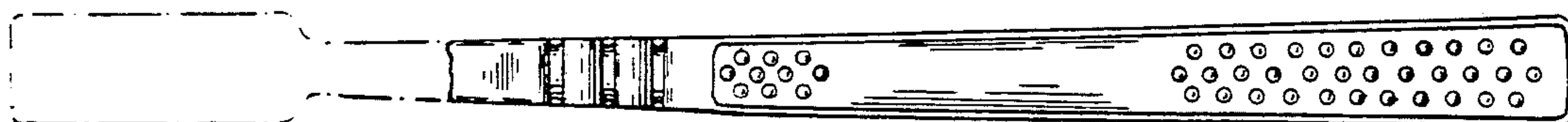


FIG. 4

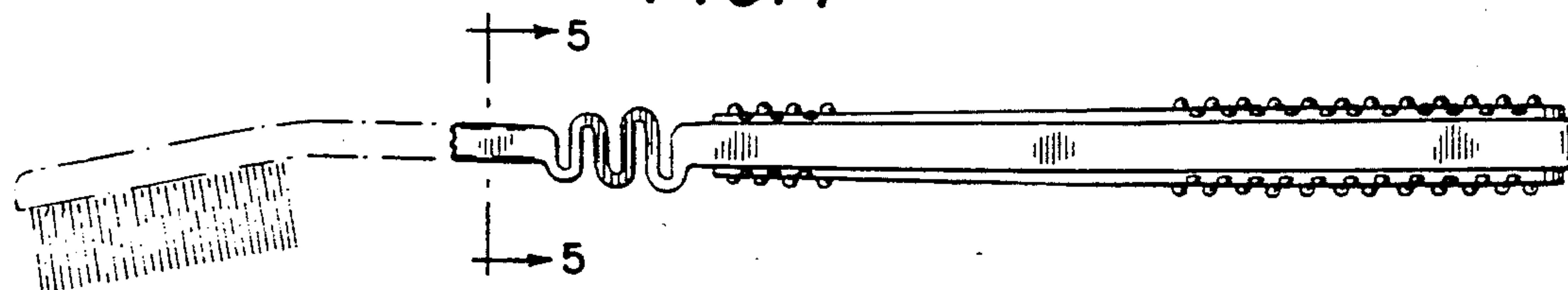


FIG.5

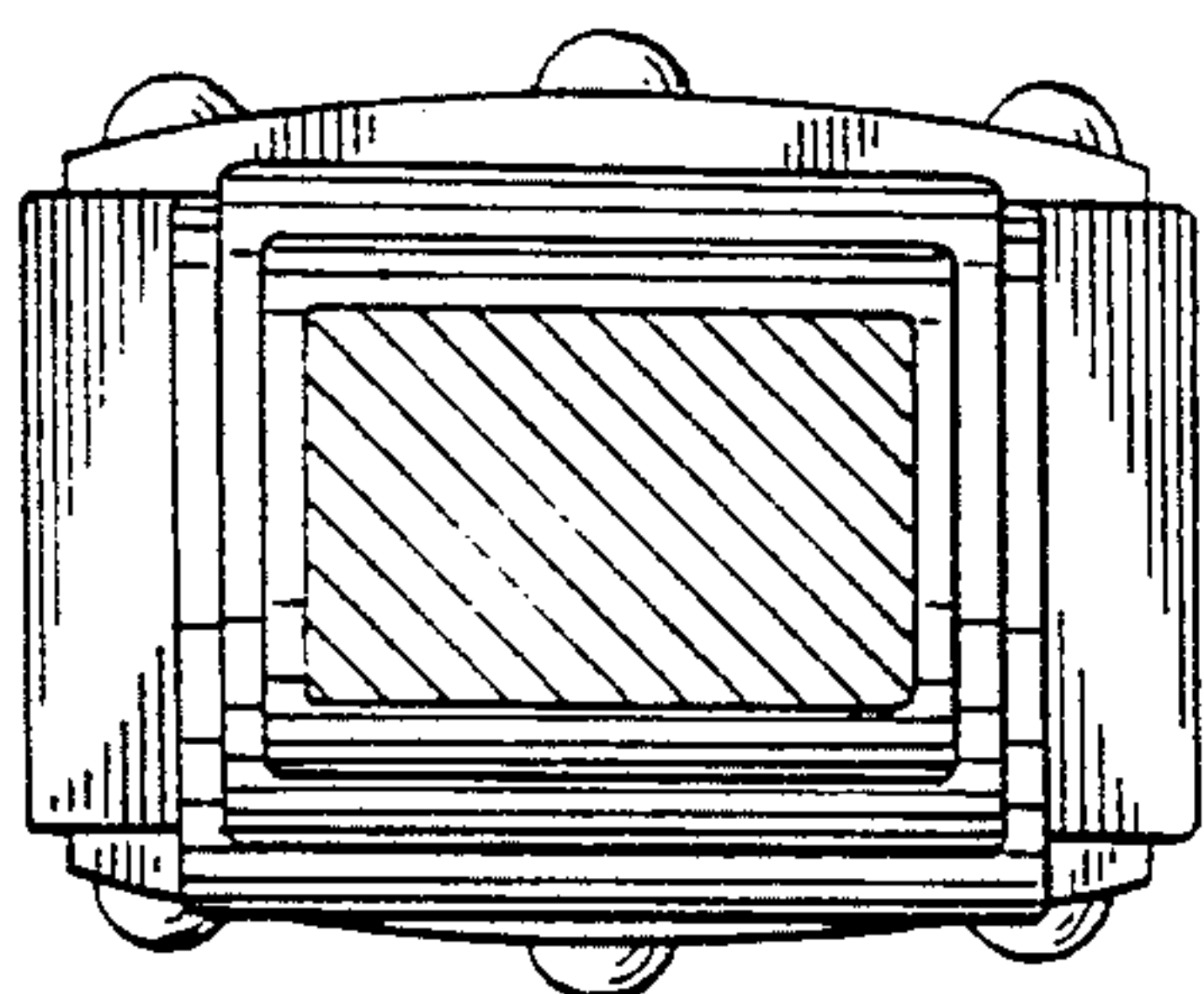


FIG.6

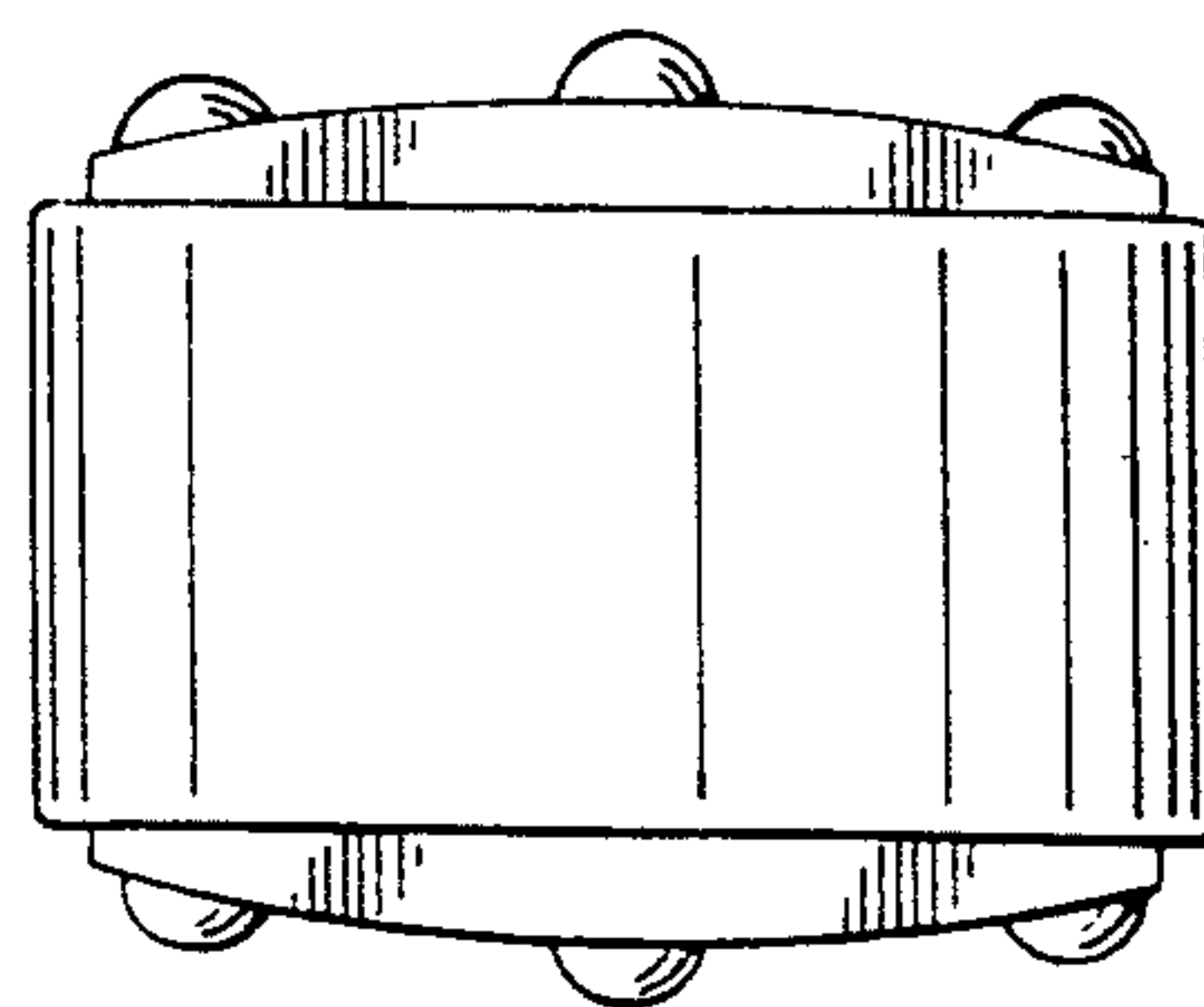


Fig. 11




Fig. 12




Fig. 7




Fig. 8




Fig. 9

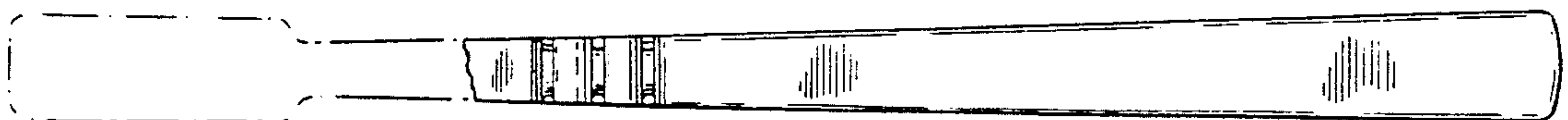


Fig. 10

