



US00D328966S

United States Patent [19]

[11] Patent Number: **Des. 328,966**

Aveni

[45] Date of Patent: **** Sep. 1, 1992**

[54] LACE PANEL FOR A SHOE

[75] Inventor: Michael A. Aveni, Lake Oswego, Oreg.

[73] Assignee: Nike, Inc., Beaverton, Oreg.

[**] Term: 14 Years

[21] Appl. No.: 642,916

[22] Filed: Jan. 18, 1991

[52] U.S. Cl. D2/314

[58] Field of Search D2/264, 265, 268, 269, D2/271-276, 308-314; 36/45, 83-92, 102-107, 50, 112-116, 132, 136

[56] References Cited

U.S. PATENT DOCUMENTS

D. 297,382	8/1988	Swett .	
D. 297,587	9/1988	Selbiger et al. .	
D. 298,283	11/1988	Swett et al. .	
D. 299,183	1/1989	Brown .	
D. 304,387	11/1989	Brown .	
D. 304,389	11/1989	Miller .	
D. 304,519	11/1989	Miller	D2/314
D. 310,293	9/1990	Serna et al.	D2/314
D. 310,442	9/1990	Hatfield	D2/314

OTHER PUBLICATIONS

P. 30 of the Spring 1989 Nike catalog.
Pp. 22, 26, 128 and 130 of the Fall 1989 Nike catalog.
Pp. 22, 26 and 32 Spring 1990 Nike catalog.

Primary Examiner—Louis S. Zarfes
Attorney, Agent, or Firm—Banner, Birch, McKie & Beckett

[57] CLAIM

The ornamental design for a lace panel for a shoe, as shown and described.

DESCRIPTION

FIG. 1 is a side elevational view of a lace panel for a shoe showing my new design;
FIG. 2 is a side elevational view of the other side of the lace panel for the other side of a shoe;
FIG. 3 is a cross sectional view taken through line 3—3 of FIG. 2;
FIG. 4 is a cross sectional view taken through line 4—4 of FIG. 2; and,
FIG. 5 is a top plan view thereof.
The broken lines showing the sole and upper portion of the shoe are for illustrative purposes and form no part of the claimed design.

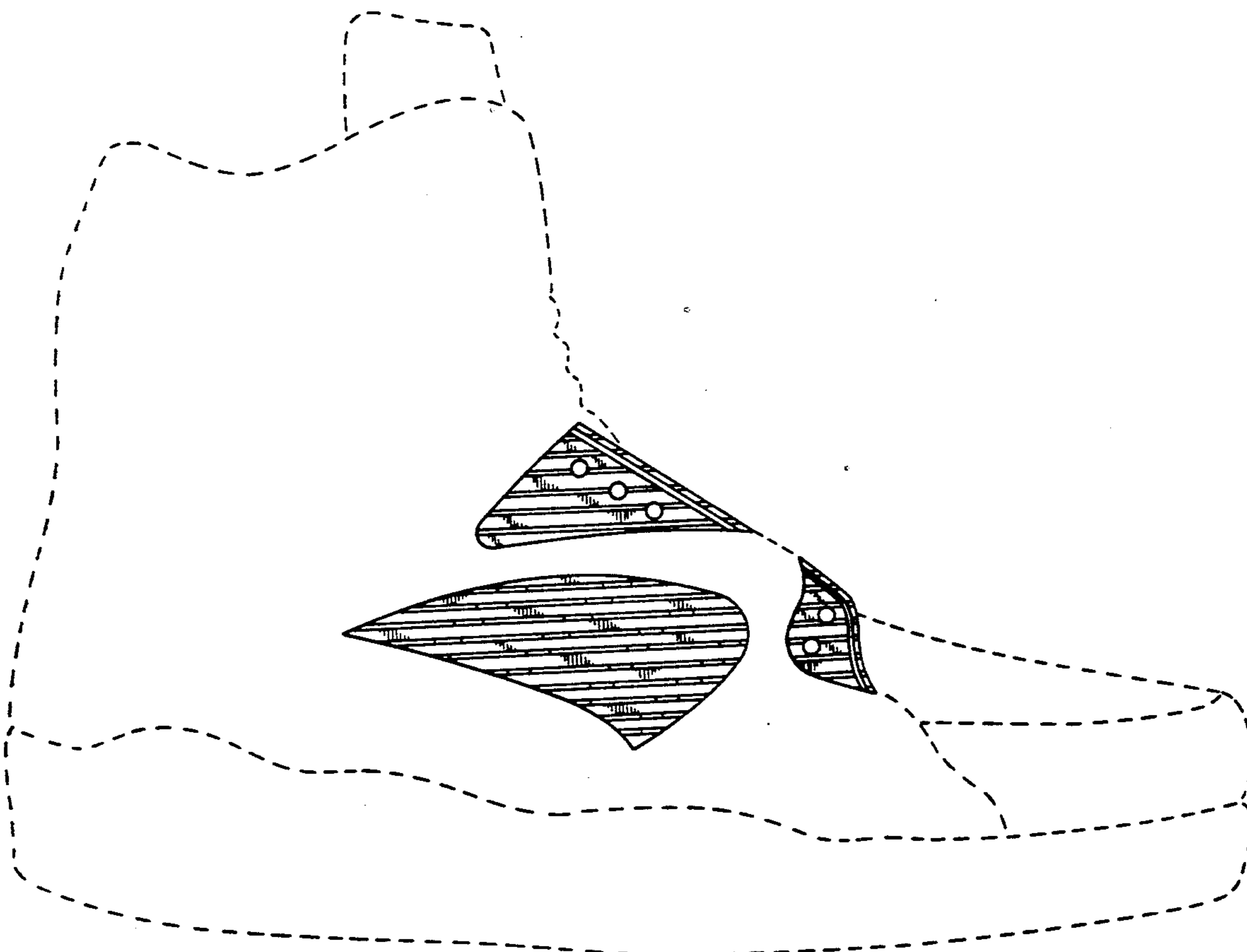


FIG. 1

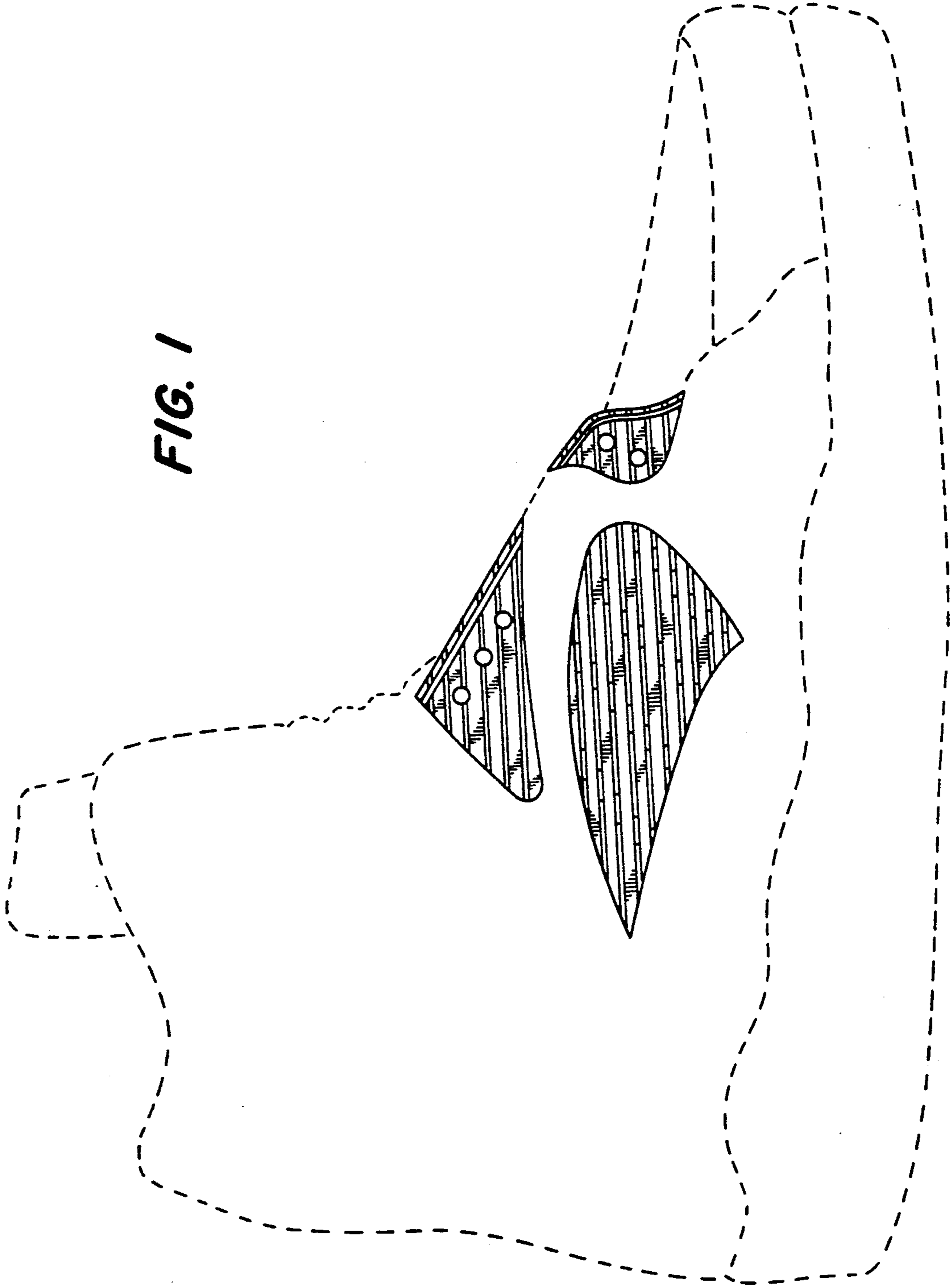


FIG. 2

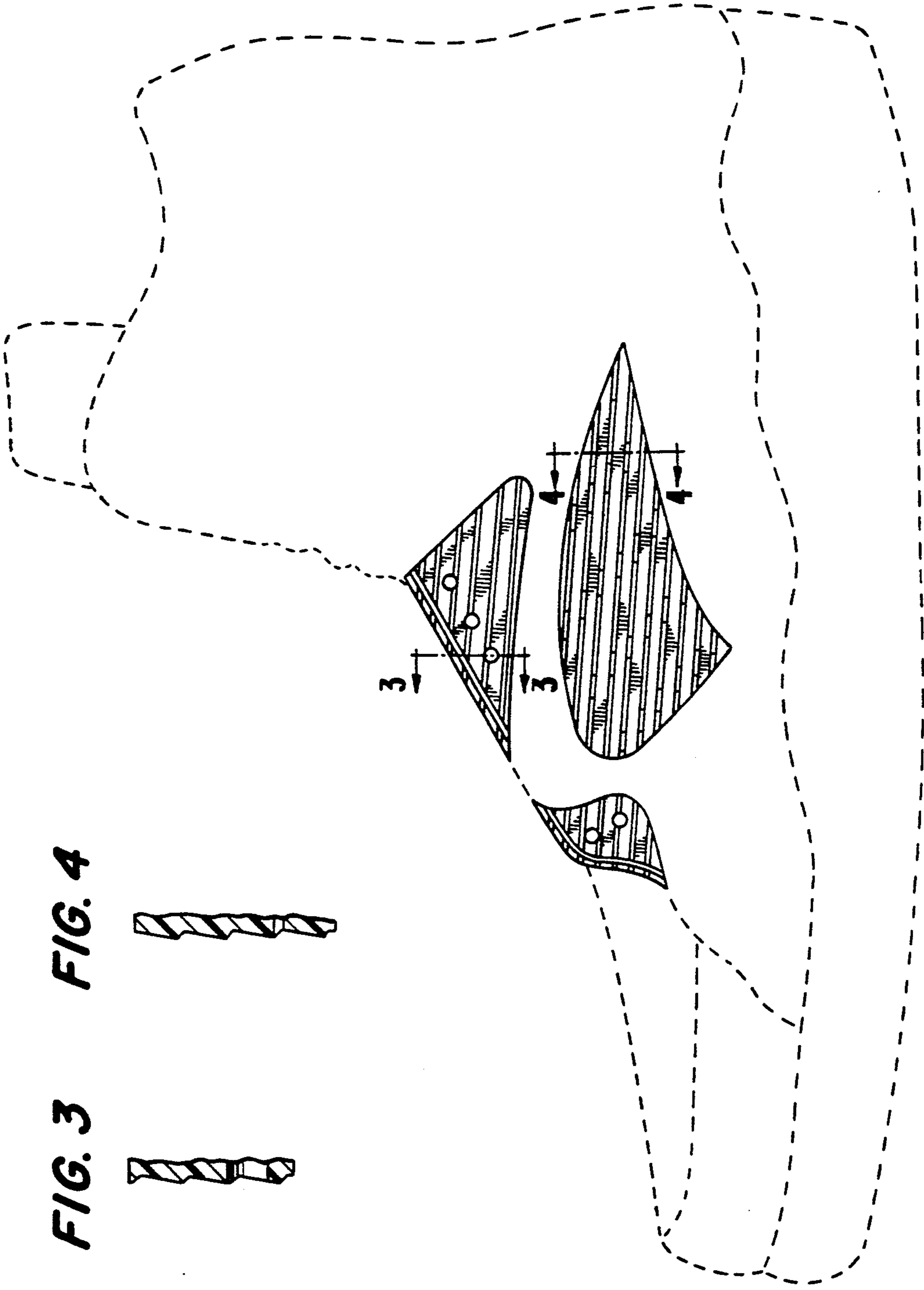


FIG. 3



FIG. 4



FIG. 5

