



US00D328944S

United States Patent [19]

[11] Patent Number: **Des. 328,944**

Robbins

[45] Date of Patent: **** Aug. 25, 1992**

[54] **SHOWER HEAD**

4,413,362 11/1983 Chianco et al. 4/567

[75] Inventor: **Tom E. Robbins, San Leandro, Calif.**

OTHER PUBLICATIONS

[73] Assignee: **Kallista, Inc., San Leandro, Calif.**

Photos of the Kallista Magnum Raindome shower head (admitted prior art).

[**] Term: **14 Years**

A 1987 Kallista ad for the Magnum Raindome shower head.

[21] Appl. No.: **641,580**

Page 145 from a 1973 Kohler K-73 catalog showing the Model K-7360 shower head.

[22] Filed: **Jan. 15, 1991**

Photos of a Kohler spout.

[52] U.S. Cl. **D23/213**

[58] Field of Search **D23/213, 223-229;**

239/280-281, 282-283, 288.5, 443-449,

456-460, 525, 550-552, 556-559, 562-565;

4/191-192, 567-570, 599-603, 596, 615

Primary Examiner—Susan J. Lucas

Assistant Examiner—M. H. Tung

Attorney, Agent, or Firm—Quarles & Brady

[56] **References Cited**

[57] **CLAIM**

U.S. PATENT DOCUMENTS

The ornamental design for a shower head, as shown and described.

192,728	7/1877	Bailey	4/570
1,330,312	2/1920	Figuroa	4/599
1,551,226	8/1925	Vallier	4/567
1,960,969	5/1934	Duncan	4/567
2,005,196	6/1935	Mearz	4/567 X
2,216,149	10/1940	Weiss	4/615 X
2,228,626	1/1941	Hetherington	4/615 X

DESCRIPTION

FIG. 1 is a bottom, front perspective view of a shower head or the like showing my new design; and, FIG. 2 is a front elevational view thereof, the right side, left side, rear elevational views all being identical.

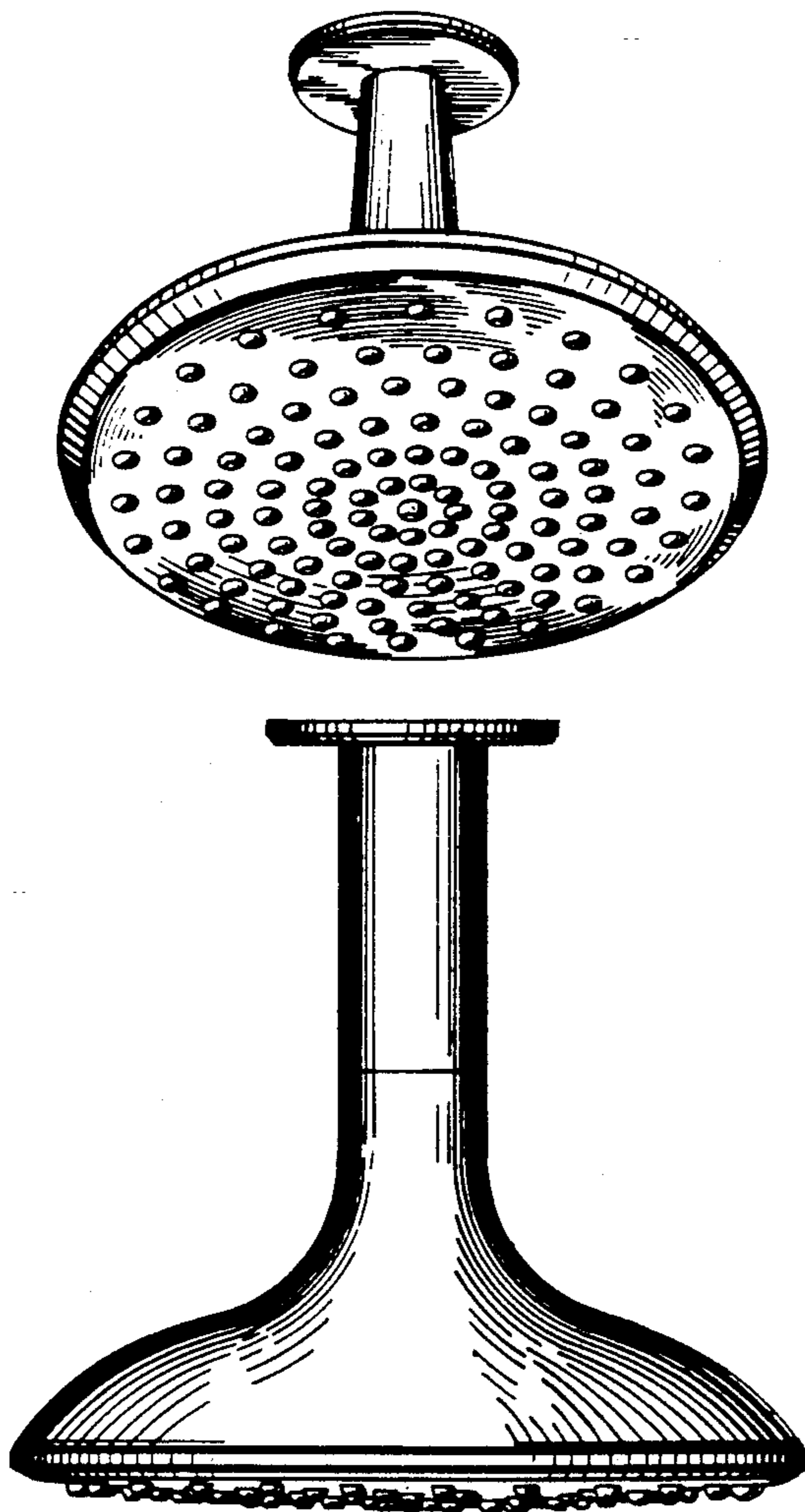


FIG. 1

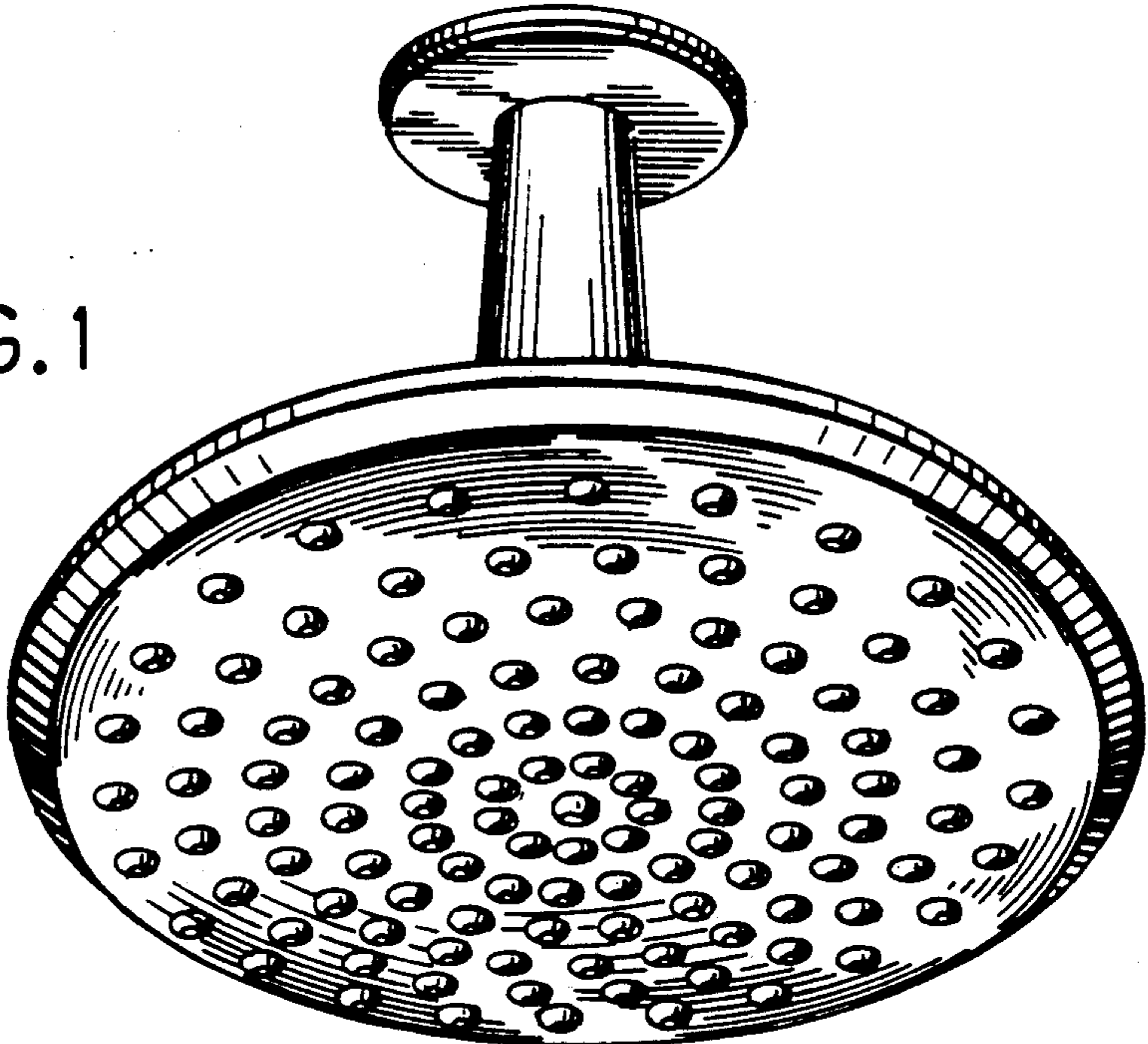


FIG. 2

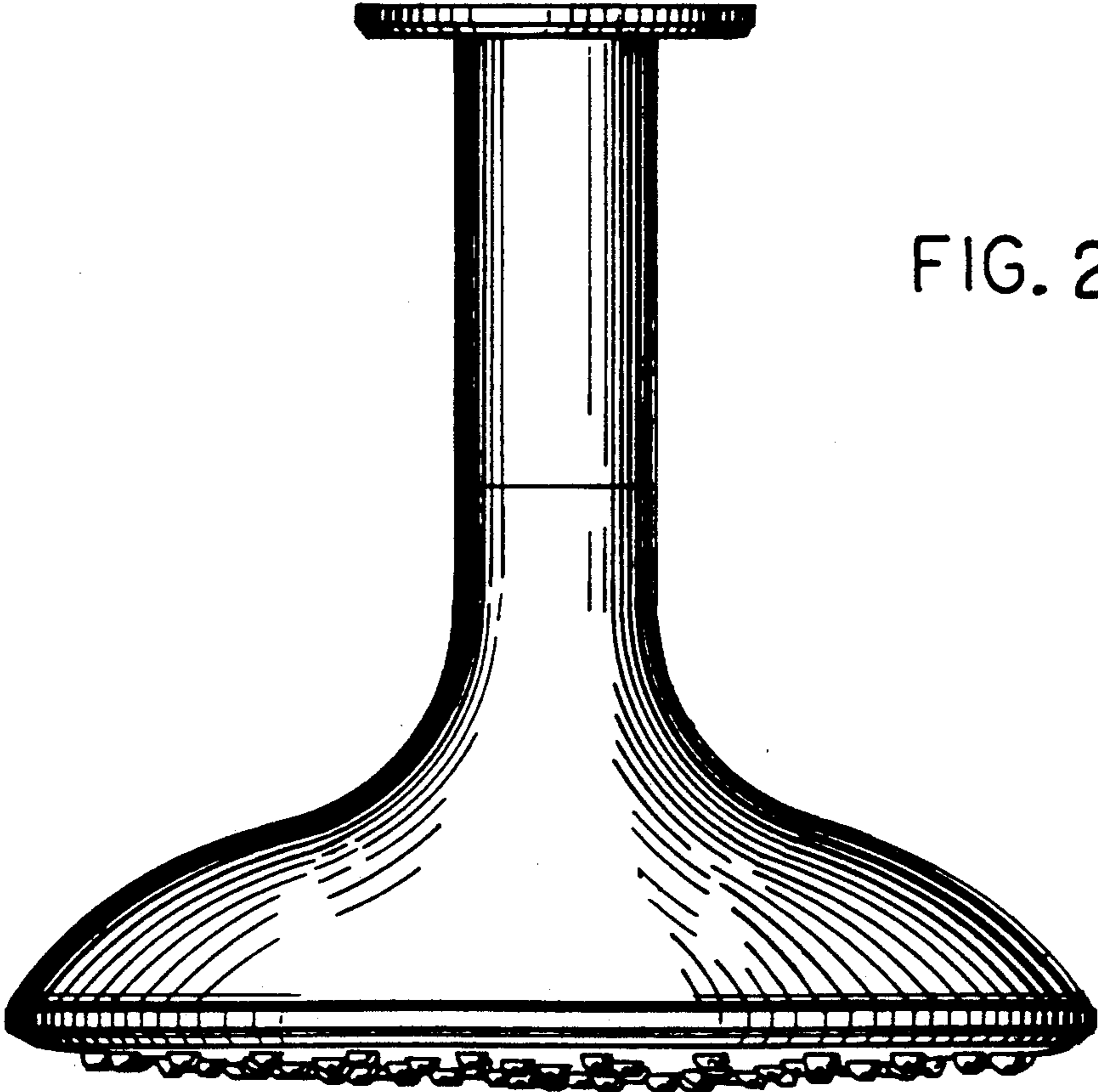


FIG. 3

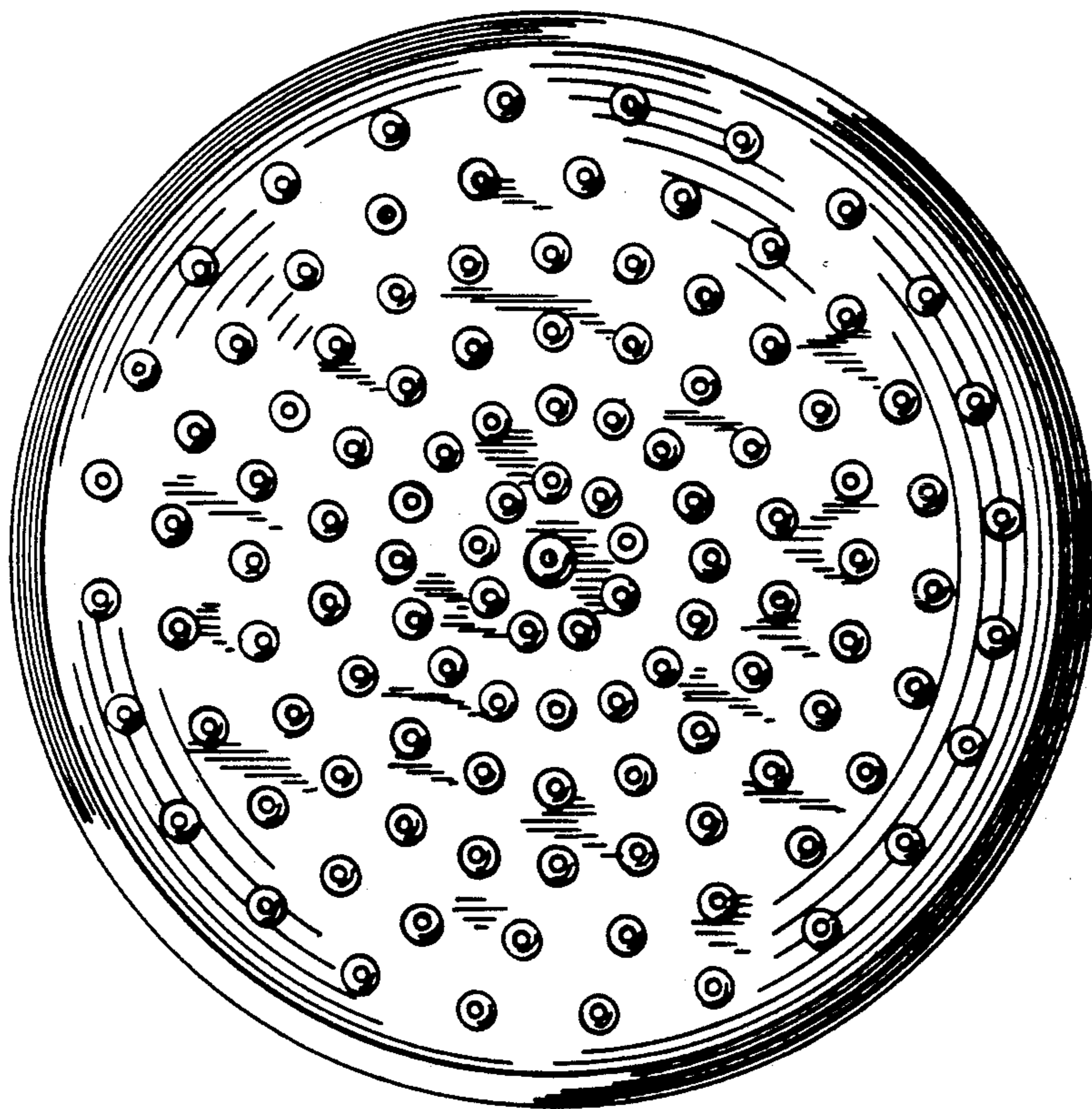
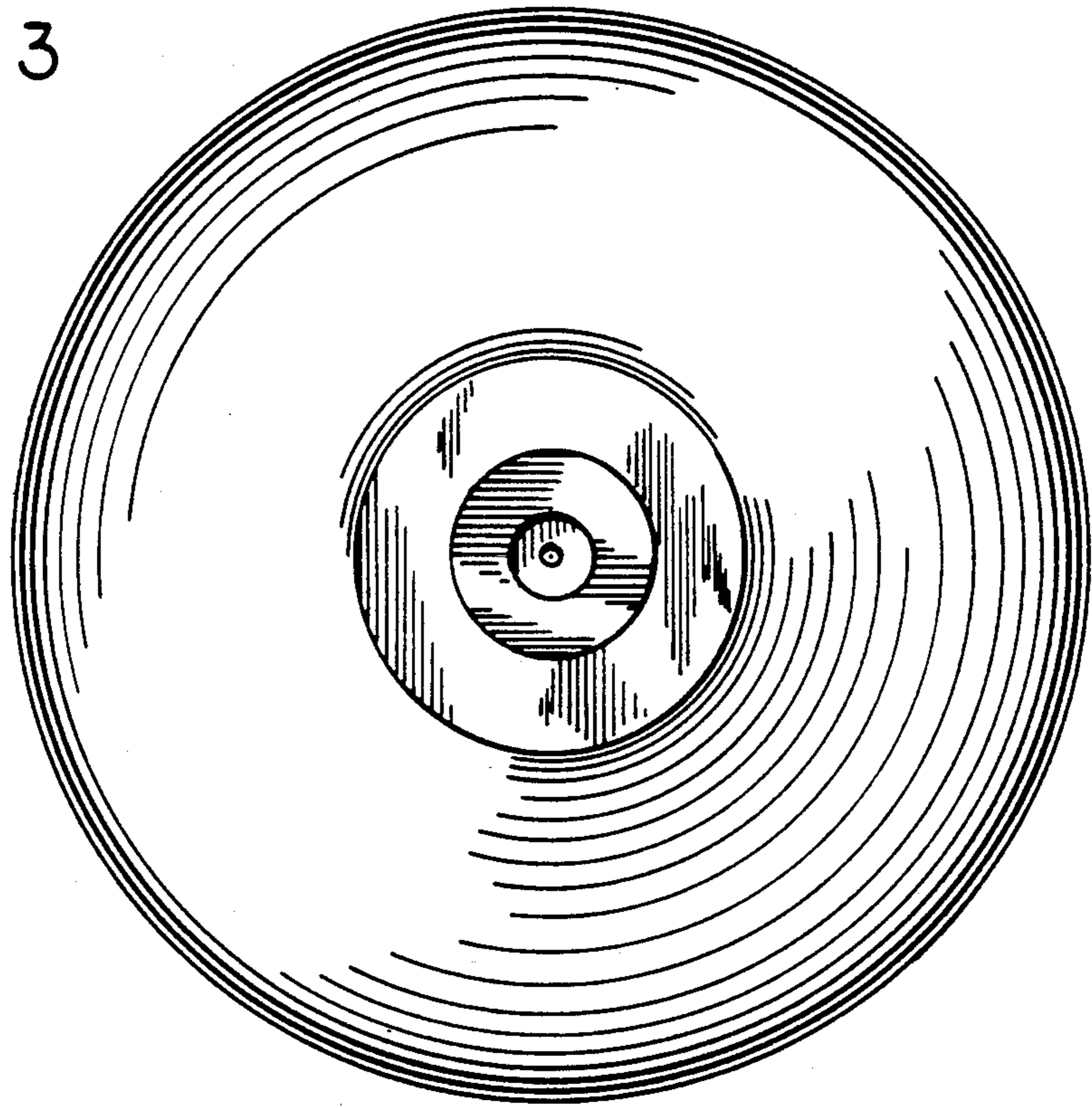


FIG. 4

UNITED STATES PATENT AND TRADEMARK OFFICE
CERTIFICATE OF CORRECTION

PATENT NO. : Des.328,944
DATED : August 25, 1992
INVENTOR(S) : Tom E. Robbins

It is certified that error appears in the above-identified patent and that said Letters Patent is hereby corrected as shown below:

Delete the present description of the figures and replace it with:

--Fig. 1 is a bottom, front perspective view of a shower head or the like showing my new design;

Fig. 2 is a front elevational view thereof, the right side, left side, rear elevational views all being identical;

Fig. 3 is a top plan view thereof; and

Fig. 4 is a bottom plan view thereof.--

Signed and Sealed this

Twenty-fourth Day of August, 1993



Attest:

BRUCE LEHMAN

Attesting Officer

Commissioner of Patents and Trademarks