



US00D328935S

United States Patent [19]

[11] Patent Number: **Des. 328,935**

Dixon, Jr.

[45] Date of Patent: **** Aug. 25, 1992**

[54] **BALL HITTING PRACTICE DEVICE**

3,940,132 2/1976 Lopatto, III 273/26 E
4,577,864 3/1986 Aldrich 273/58 C

[76] Inventor: **Nicholas E. Dixon, Jr.**, 206 West St.,
Linden, Ala. 36748

Primary Examiner—Bernard Ansher
Assistant Examiner—Sandra Morris
Attorney, Agent, or Firm—Fleit, Jacobson, Cohn, Price,
Holman & Stern

[**] Term: **14 Years**

[21] Appl. No.: **481,473**

[57] **CLAIM**

[22] Filed: **Feb. 16, 1990**

The ornamental design for a ball hitting practice device,
as shown and described.

[52] U.S. Cl. **D21/210; D21/199**

[58] Field of Search **D21/199, 204, 210, 234;**
273/26 E, 58 C

DESCRIPTION

[56] **References Cited**

U.S. PATENT DOCUMENTS

D. 234,783	4/1975	Conde	D21/199
1,168,808	1/1916	Hoffmann	D21/204
2,765,170	10/1956	Brown	273/58 C
3,531,115	9/1970	Alexander	273/58 C
3,731,925	5/1973	Caldwell	273/58 C

FIG. 1 is a front elevational view of a ball hitting practice device, showing my new design;
FIG. 2 is a left end elevational view thereof;
FIG. 3 is a right end elevational view thereof;
FIG. 4 is an enlarged fragmentary side view, showing the handle; and,
FIG. 5 is an enlarged fragmentary side view, showing the ball.

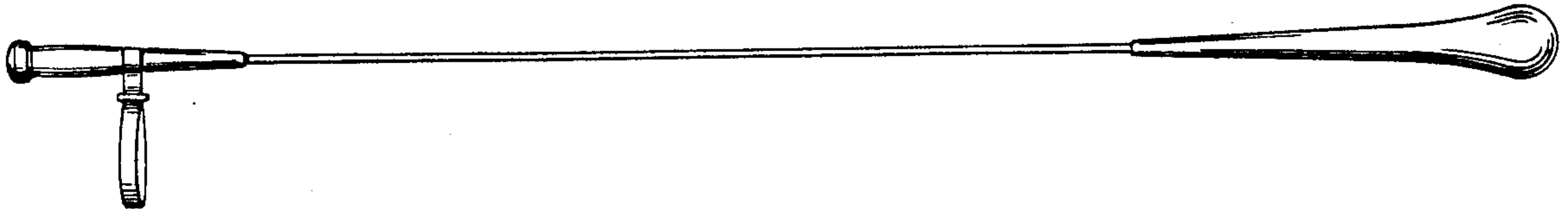


FIG. 1

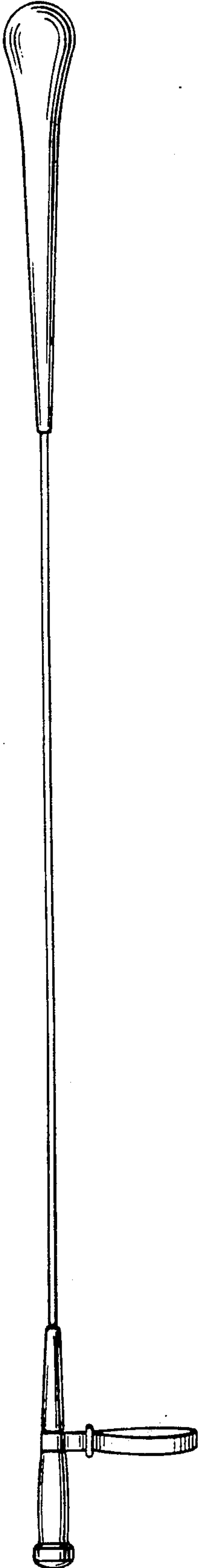


FIG. 4

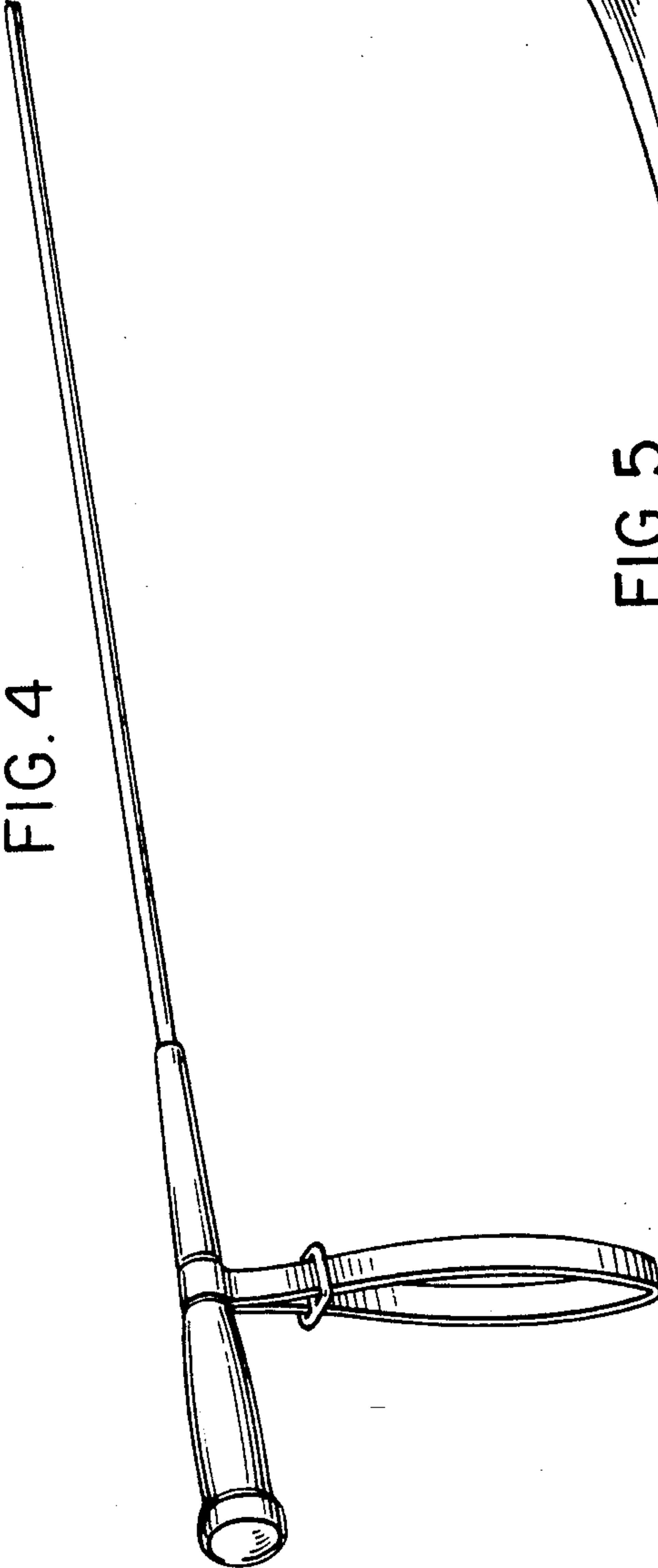


FIG. 5

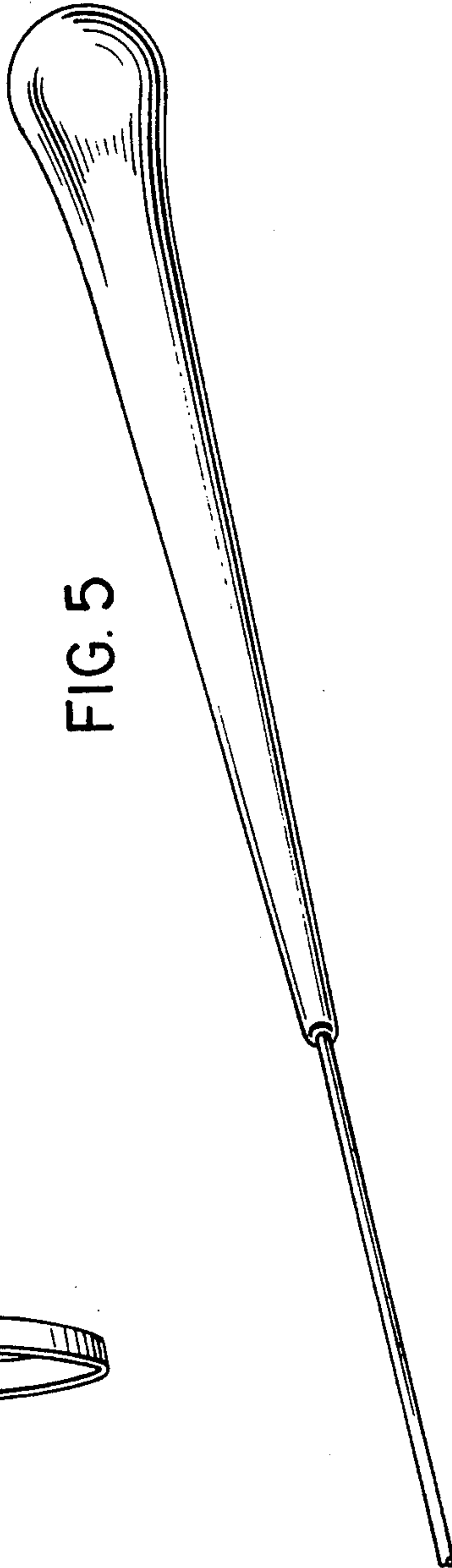


FIG. 2

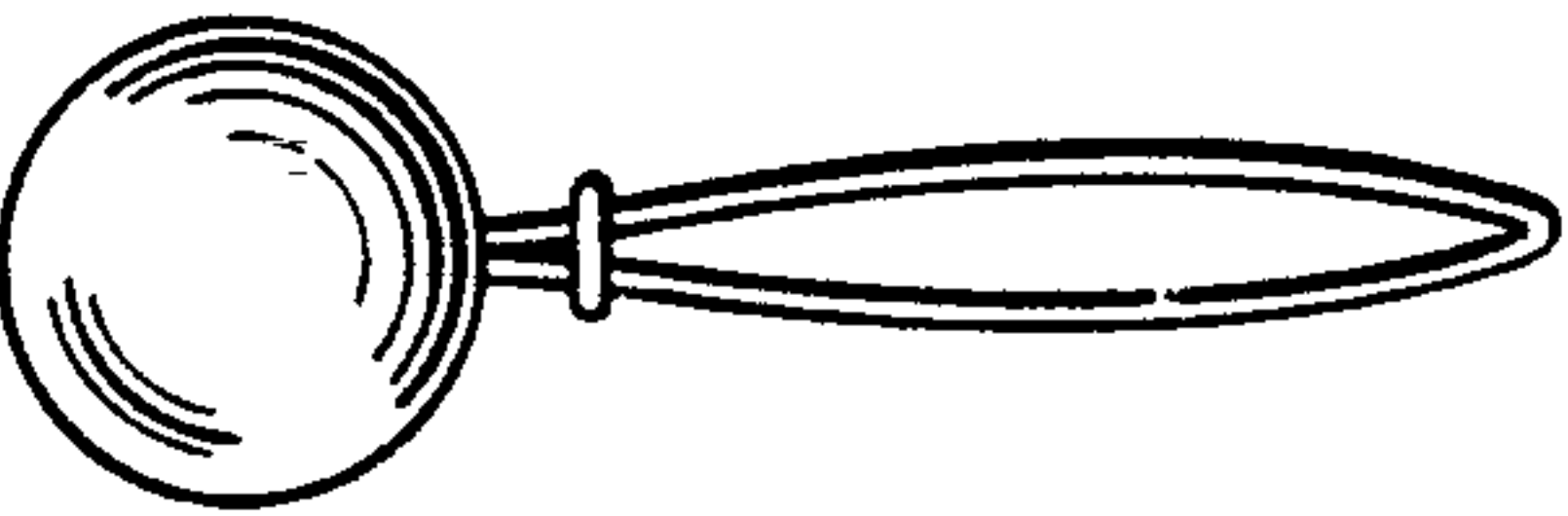


FIG. 3

