



US00D328918S

United States Patent [19]

[11] Patent Number: **Des. 328,918**

Buda et al.

[45] Date of Patent: **** Aug. 25, 1992**

[54] **WRITING INSTRUMENT**

[76] Inventors: **Donita Buda; Michael Indihar**, both of 1201 Seafarer Cir., #103, Jupiter, Fla. 33477

[**] Term: **14 Years**

[21] Appl. No.: **572,381**

[22] Filed: **Aug. 27, 1990**

[52] U.S. Cl. **D19/49; D19/46; D19/51; D19/56**

[58] Field of Search **D19/35, 36, 41-51, D19/54-58, 81-85; 401/99, 104, 196, 198, 199, 260**

D. 253,595	12/1979	Vong	D19/46 X
D. 265,740	8/1982	Pook	D19/51 X
D. 286,163	10/1986	Shintani	D19/43
D. 286,549	11/1986	Erlendson	D19/51 X
3,358,309	12/1967	Richardson .	
4,167,347	9/1979	Hoyle .	
4,167,735	9/1979	Harris	401/260
4,825,853	5/1988	Iwamoto .	

Primary Examiner—Donald P. Walsh
Assistant Examiner—Martha Thompson
Attorney, Agent, or Firm—Terry M. Gernstein

[57] **CLAIM**

The ornamental design for a writing instrument, as shown and described.


DESCRIPTION

FIG. 1 is a top, right front perspective view of a writing instrument showing our new design;
FIG. 2 is a front elevational view thereof;
FIG. 3 is a right side elevational view, the left side being a mirror image thereof;
FIG. 4 is a rear elevational view thereof;
FIG. 5 is a top plan view thereof; and,
FIG. 6 is a bottom plan view thereof.

[56] **References Cited**

U.S. PATENT DOCUMENTS

D. 128,391	7/1941	Christenson	D19/49 X
D. 144,534	4/1946	Beckstrom	D19/49
D. 160,436	10/1950	Seibert	D19/49
D. 172,929	8/1954	Kahla	D19/49
D. 191,554	10/1961	Bodor	D19/46 X
D. 251,123	2/1979	Horntrich	D19/56 X



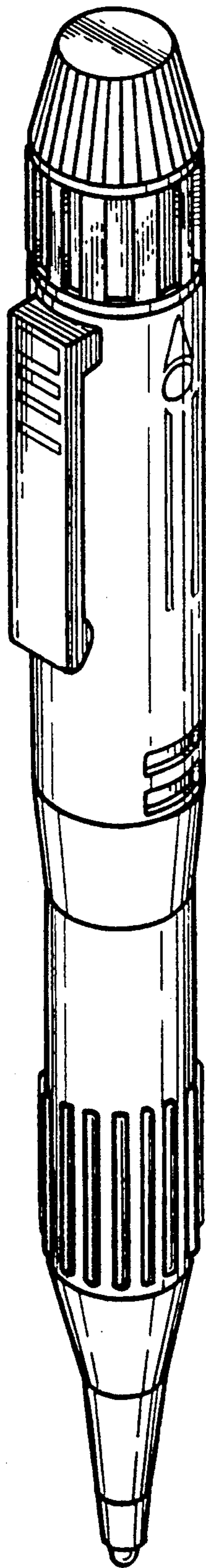


Fig. 1




Fig. 2

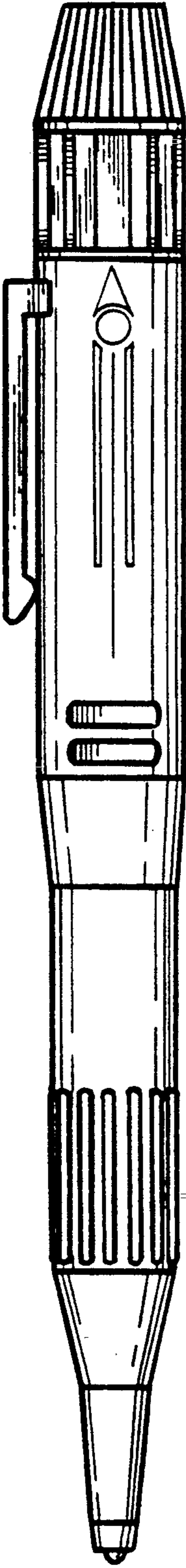


Fig. 3




Fig. 4

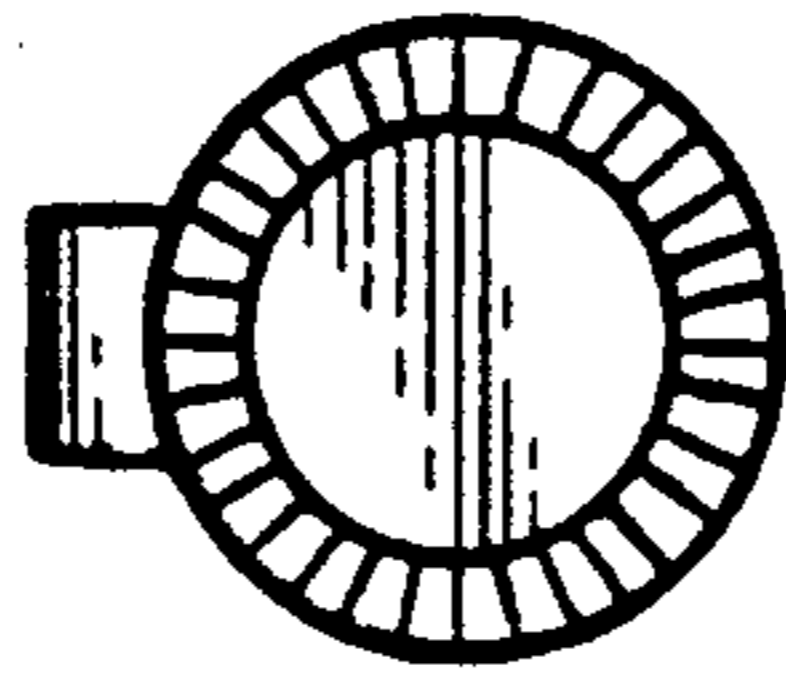


Fig. 5

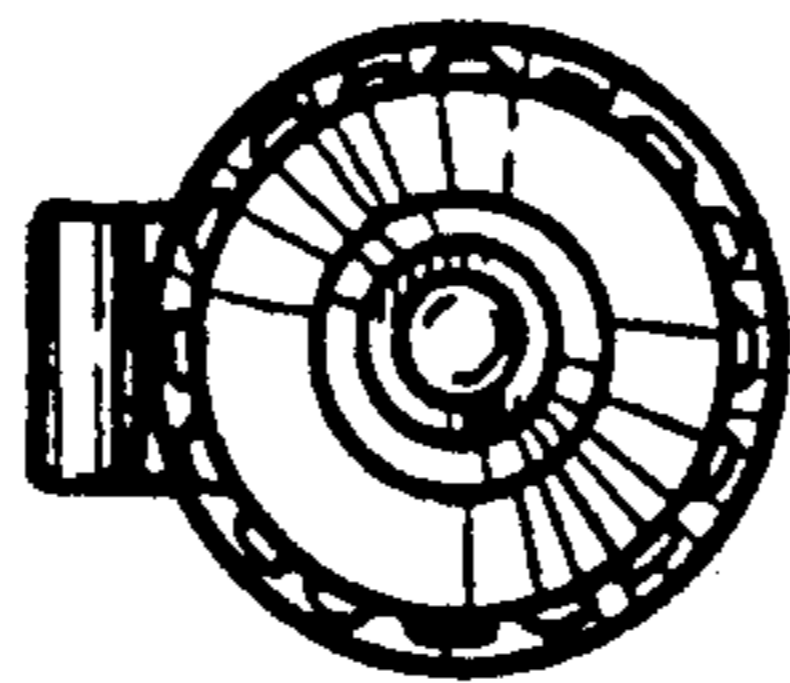


Fig. 6