



US00D328892S

United States Patent [19]

[11] Patent Number: Des. 328,892

Miller

[45] Date of Patent: ** Aug. 25, 1992

[54] COMBINED WRIST REST AND PAD FOR USE WITH COMPUTER MOUSE

4,913,390 4/1990 Berke 248/918 X
4,973,176 11/1990 Dietrich 400/715

[76] Inventor: Brent A. Miller, P.O. Box 11822, Marina del Rey, Calif. 90295

FOREIGN PATENT DOCUMENTS

1205489 11/1965 Fed. Rep. of Germany 211/69.1

[**] Term: 14 Years

Primary Examiner—Wallace R. Burke
Assistant Examiner—Freda S. Nunn
Attorney, Agent, or Firm—Timothy T. Tyson

[21] Appl. No.: 596,585

[22] Filed: Oct. 12, 1990

[57] CLAIM

[52] U.S. Cl. D14/114

The ornamental design for a combined wrist rest and pad for use with computer mouse, as shown and described.

[58] Field of Search D14/100, 114;
248/917-924, 118, 118.1, 176; 211/69.1;
361/222; 400/715; D19/95, 100

DESCRIPTION

[56] References Cited

FIG. 1 is a top plan view of a combined wrist rest and pad for use with computer mouse, showing my new design;

U.S. PATENT DOCUMENTS


159,254 2/1875 French 248/118.1
D. 288,097 2/1987 Harter et al. D14/114
354,712 12/1886 Lash 248/118.1
4,482,063 11/1984 Berke et al. 361/222 X
4,482,064 11/1984 Berke et al. 361/222 X
4,545,554 10/1985 Latino et al. 248/118.1

FIG. 2 is a front elevational view thereof;

FIG. 3 is a left side elevational view thereof, the right side elevational view being the mirror image thereof;

FIG. 4 is a rear elevational view thereof; and,

FIG. 5 is a bottom plan view thereof.






FIG. 1




FIG. 2



FIG. 3



FIG. 4




FIG. 5