



US00D328886S

# United States Patent [19]

[11] Patent Number: **Des. 328,886**

Mitchell

[45] Date of Patent: **\*\* Aug. 25, 1992**

[54] **BRAKE OR CLUTCH LEVER OR THE LIKE FOR A MOTORCYCLE**

[76] Inventor: **David R. Mitchell, 5654 Willow Terrace Dr., Bethel Park, Pa. 15102**

[\*\*] Term: **14 Years**

[21] Appl. No.: **535,349**

[22] Filed: **Jun. 8, 1990**

[52] U.S. Cl. .... **D12/179**

[58] Field of Search ..... **D12/179; D3/7; D8/303; 74/551.1, 551.8, 551.9; 135/65-69**

[56] **References Cited**

**U.S. PATENT DOCUMENTS**

- D. 204,118 3/1966 Corlin ..... D8/303
- D. 204,119 3/1966 Corlin ..... D8/303
- 3,550,602 12/1970 Hesterman et al. .... 135/65

**OTHER PUBLICATIONS**

American Bicyclist and Motorcyclist, Nov. 1989, p. 57,

The Grip Buddies Handlebar Grip and Snakey Pete Bike Lock.

Royalty Designs Inc., Flyer, ©1965, The Tiger Handlebar Grip.

*Primary Examiner*—James M. Gandy

*Assistant Examiner*—Melody Brown

*Attorney, Agent, or Firm*—Olive & Olive

[57] **CLAIM**

The ornamental design for a brake or clutch lever or the like for a motorcycle, as shown and described.

**DESCRIPTION**

FIG. 1 is a perspective view of a brake or clutch lever or the like for a motorcycle showing my new design, it being understood that the broken lines are for illustrative purposes only and form no part of the claimed design;

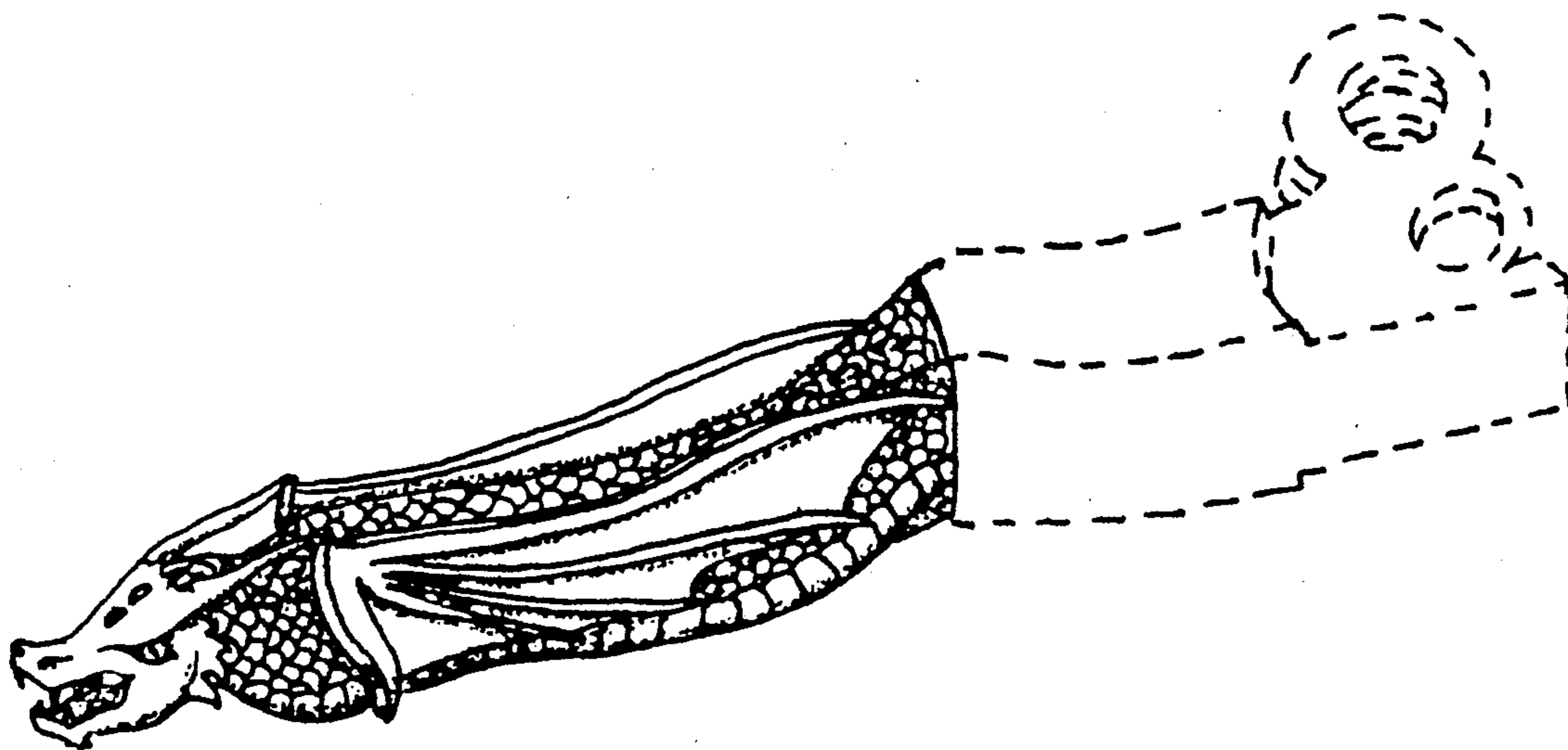
FIG. 2 is a top plan view thereof;

FIG. 3 is a left side elevational view thereof;

FIG. 4 is a right side elevational view thereof;

FIG. 5 is a bottom plan view thereof; and,

FIG. 6 is a front elevational view thereof.



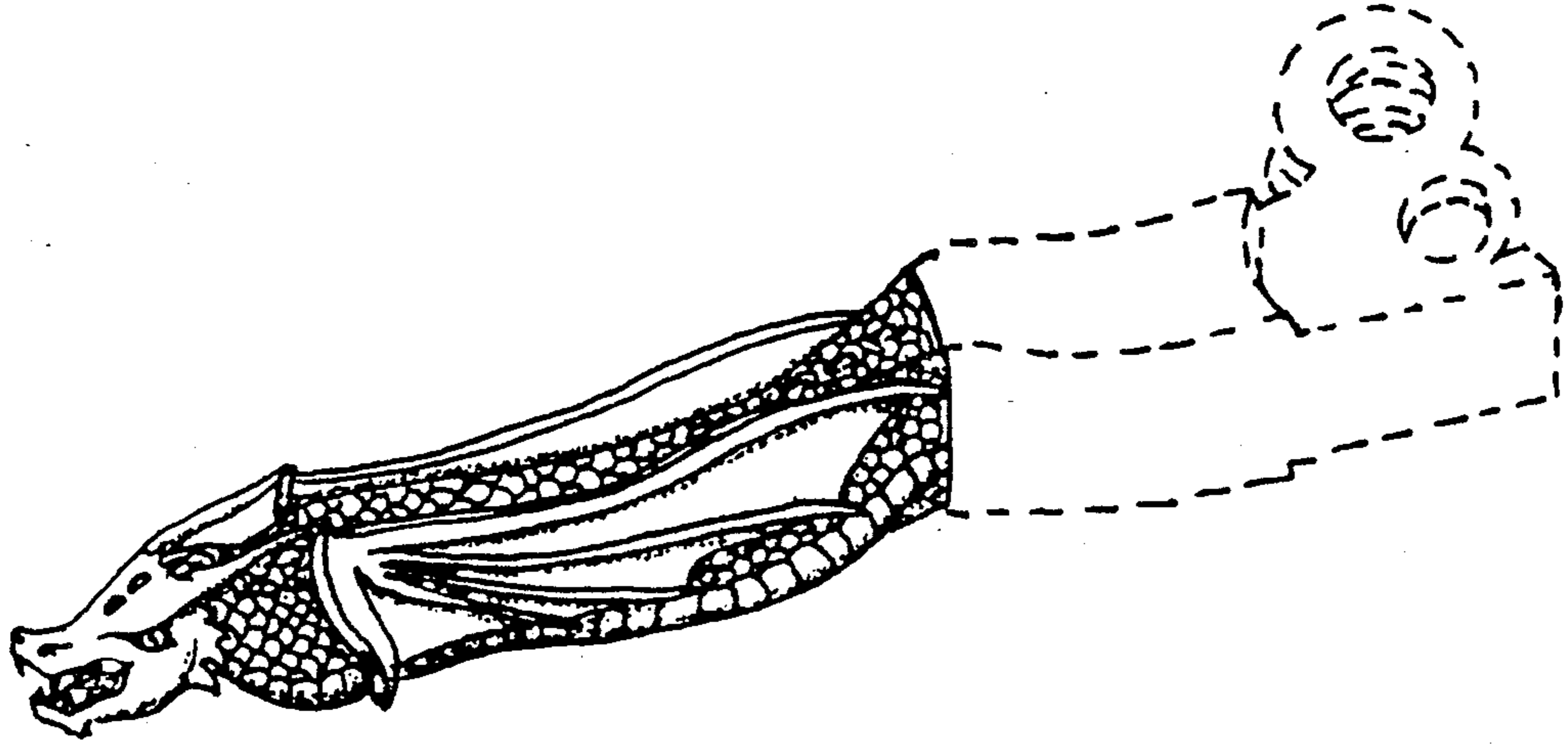


FIG. 1

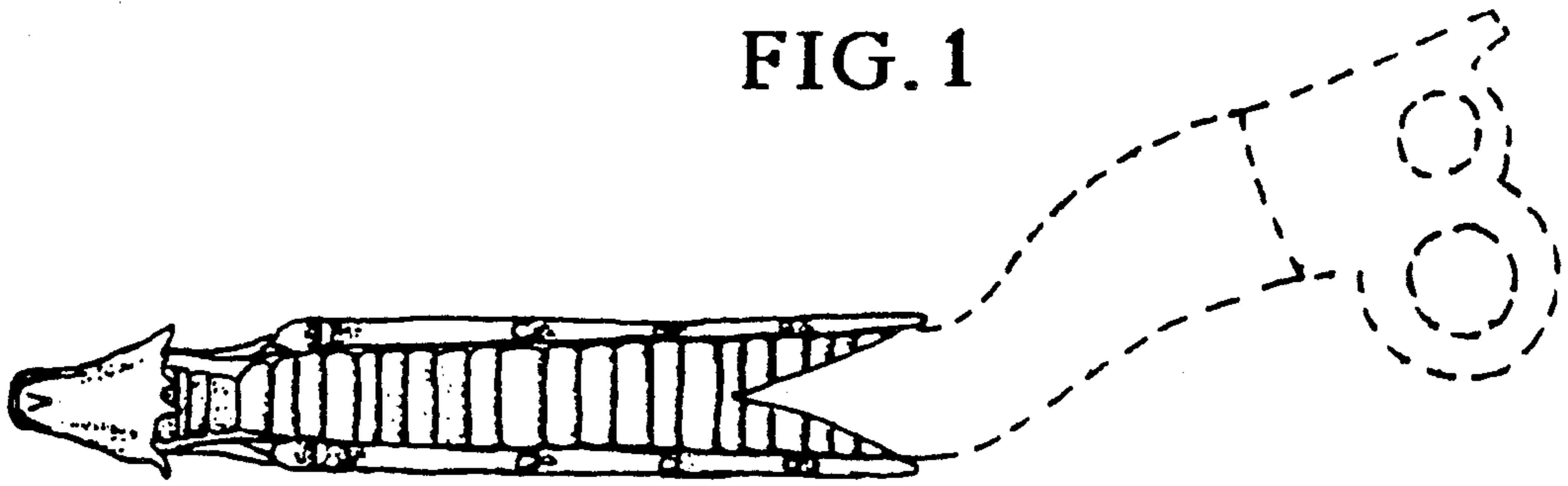


FIG. 2

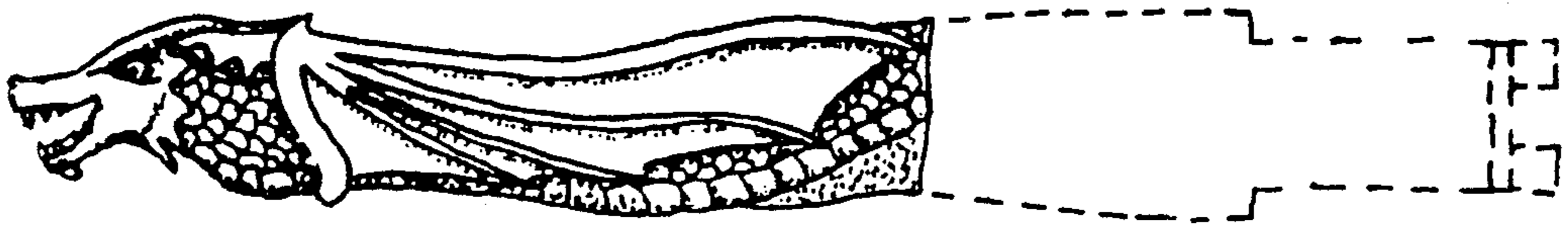


FIG. 3

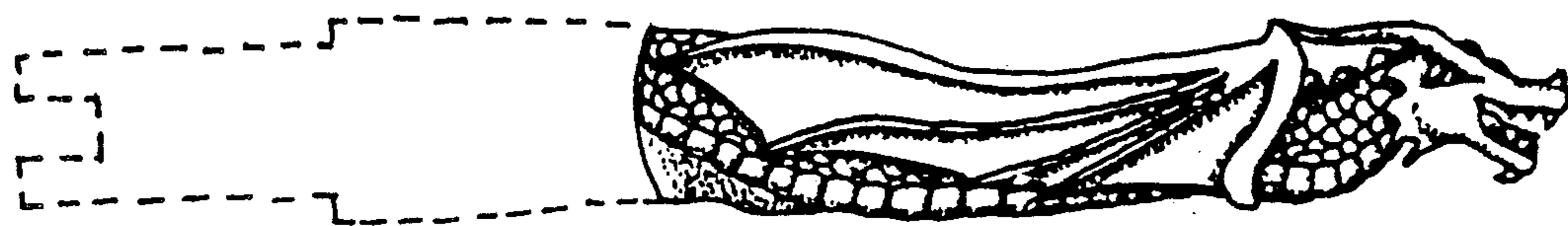


FIG. 4

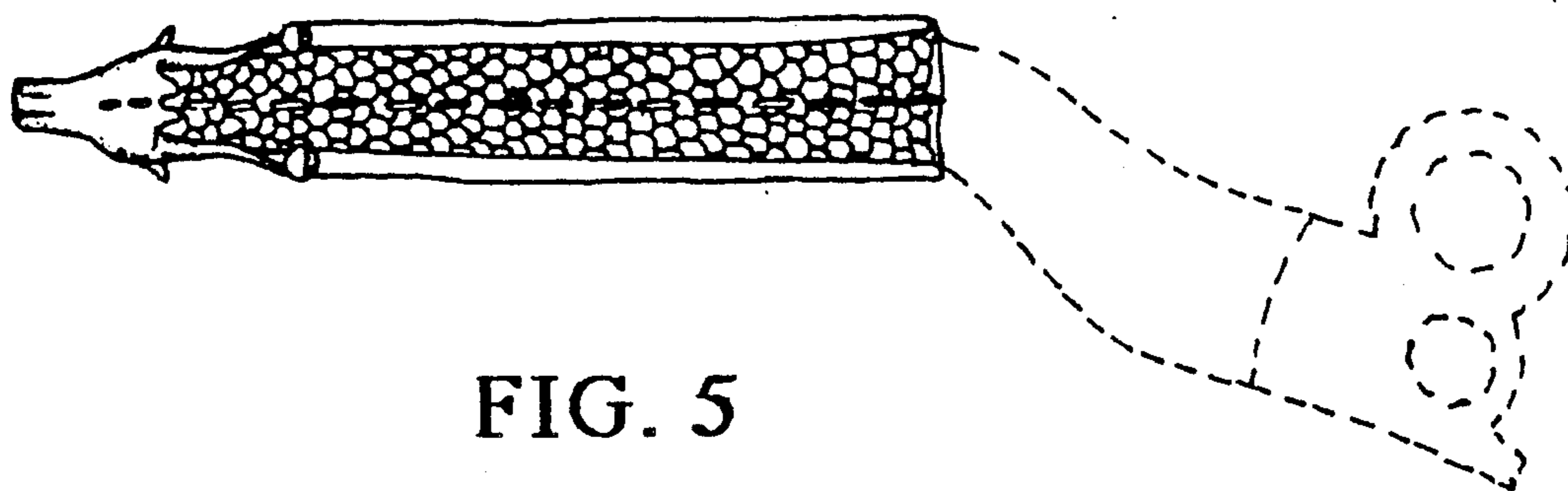


FIG. 5



FIG. 6