



US00D328866S

**United States Patent** [19]  
**Deleskiewicz**

[11] **Patent Number: Des. 328,866**  
[45] **Date of Patent: \*\* Aug. 25, 1992**

[54] **WRISTWATCH**

[56] **References Cited**

[75] **Inventor: Janek Deleskiewicz, Paris, France**

**U.S. PATENT DOCUMENTS**

D. 158,694 5/1950 Santini ..... D10/39  
D. 309,576 7/1990 Saurer ..... D10/39  
D. 321,144 10/1991 Besson ..... D10/39

[73] **Assignee: Jaeger-Le Coultre S.A., La Sentier, Switzerland**

*Primary Examiner*—Nelson C. Holtje  
*Attorney, Agent, or Firm*—Charles E. Baxley

[\*\*] **Term: 14 Years**

[57] **CLAIM**

The ornamental design for a wristwatch, as shown and described.

[21] **Appl. No.: 463,956**

**DESCRIPTION**

[22] **Filed: Jan. 10, 1990**


FIG. 1 is a front isometric view of a wristwatch showing my new design;  
FIG. 2 is a front elevational view thereof;  
FIG. 3 is a top plan view of FIG. 2;  
FIG. 4 is a bottom plan view of FIG. 2;  
FIG. 5 is a right side elevational view of FIG. 2;  
FIG. 6 is a left side elevational view of FIG. 2; and,  
FIG. 7 is an inverted rear elevational view of FIG. 2.

[30] **Foreign Application Priority Data**

Jul. 11, 1989 [CH] Switzerland ..... 117538

[52] **U.S. Cl. .... D10/39**

[58] **Field of Search .... D10/1-40,  
D10/122-132; 368/276-277, 280-282, 285**



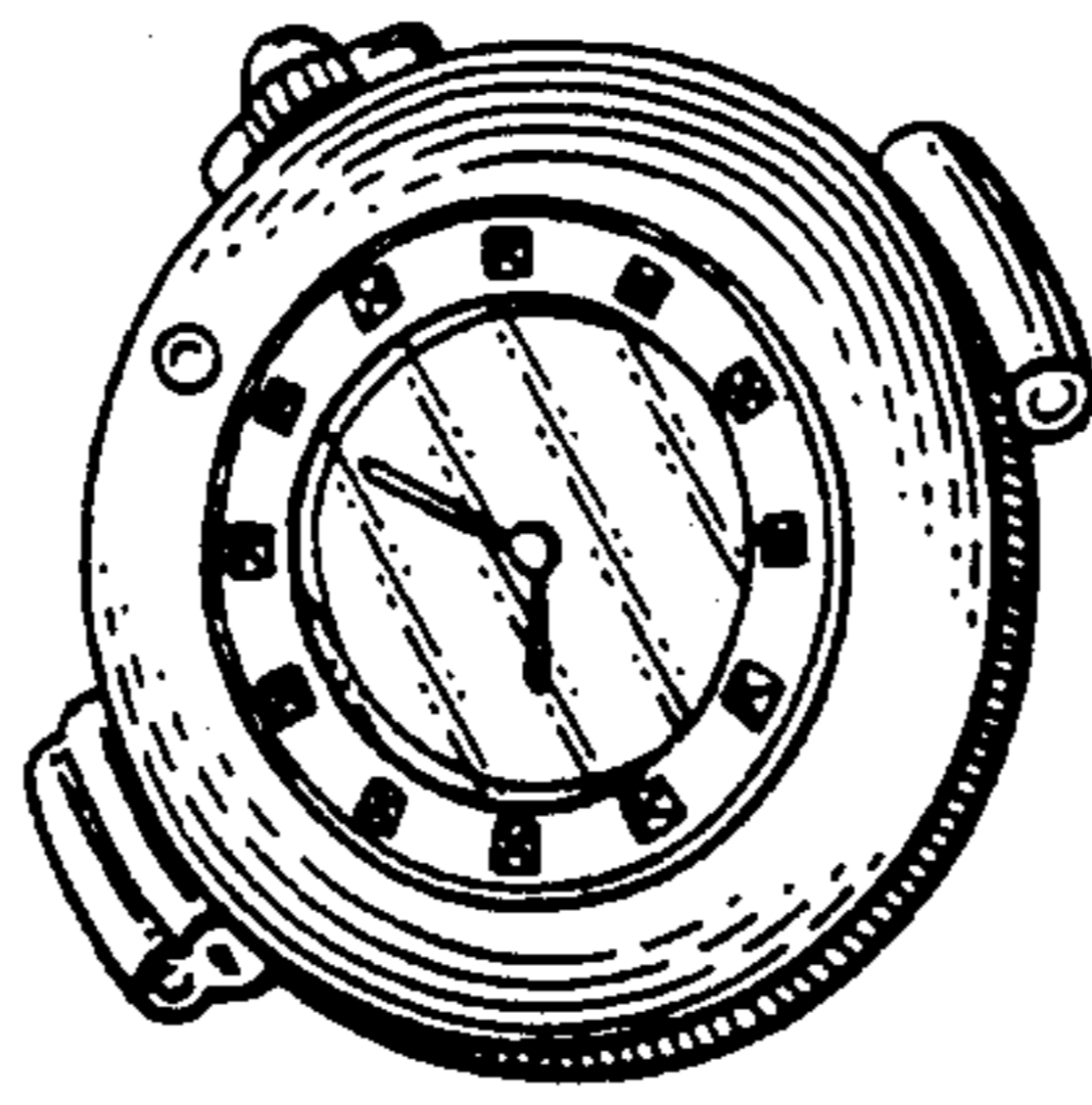


FIG. 1

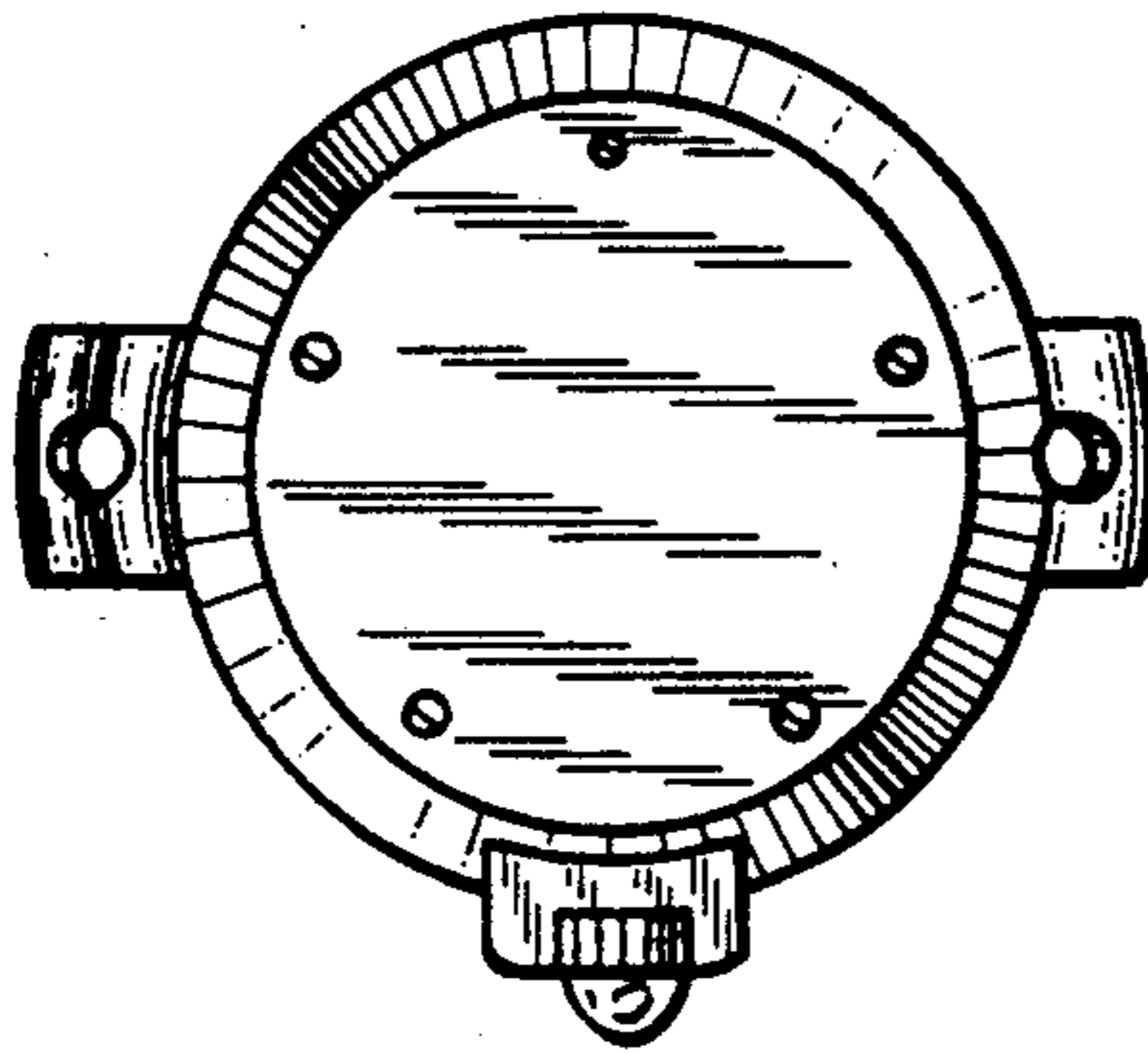


FIG. 7



FIG. 4



FIG. 5




FIG. 2

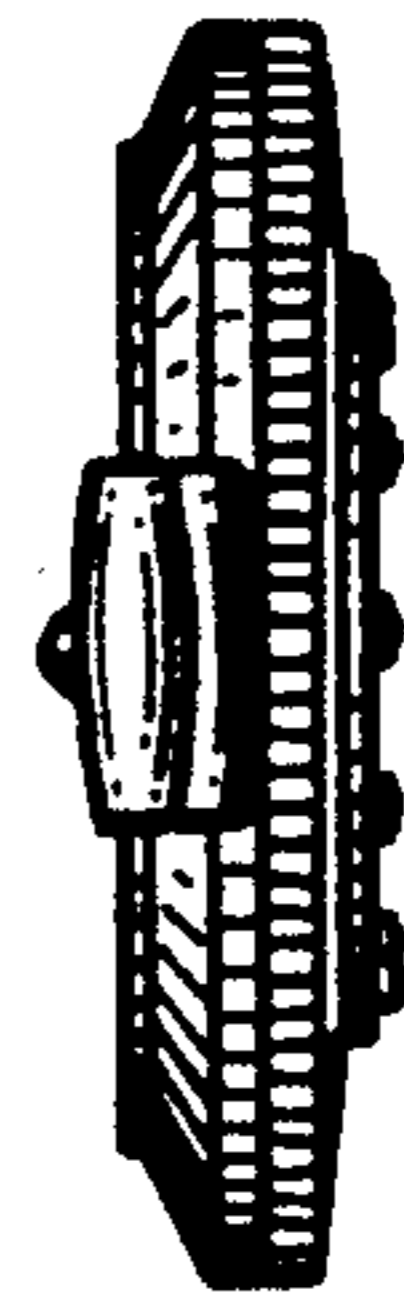


FIG. 6



FIG. 3