



US00D328839S

United States Patent [19] Green

[11] Patent Number: **Des. 328,839**

[45] Date of Patent: **** Aug. 25, 1992**

[54] **VEGETATION GUARD**

[76] Inventor: **Danny L. Green**, 2818 Normandy Dr., Mishawaka, Ind. 46544

[**] Term: **14 Years**

[21] Appl. No.: **528,455**

[22] Filed: **May 25, 1990**

[52] U.S. Cl. **D8/1**

[58] Field of Search **D8/1; 47/33; 52/102; D25/136, 119, 60; D7/506, 507, 509, 514, 518, 522, 521, 526, 527, 528, 529, 530, 531, 532, 585, 588**

[56] **References Cited**

U.S. PATENT DOCUMENTS

D. 103,005	2/1937	Buma	D7/585
D. 175,491	9/1955	Barnhart	D7/585
D. 208,294	8/1967	Dallaire	D25/119
D. 247,841	5/1978	Seres	D7/530
D. 316,951	5/1991	Groves	D8/1
2,203,647	6/1940	Cunningham et al.	D7/530 X
3,330,080	7/1967	Grieb et al.	D25/119 X
3,515,373	6/1970	Abbe	47/33 X
3,806,096	4/1974	Eccleston et al.	47/33 X

OTHER PUBLICATIONS

Better Homes and Gardens, Mar. 1983, p. 23, Glass, Item A center of page.

Tableware International, Aug. 1979, p. 14, glass, Item A at top of page.

Designs and Borders, 1951, p. 16, Designs, circled at bottom left handside of page.

Primary Examiner—Wallace R. Burke

Assistant Examiner—H. Baynham

Attorney, Agent, or Firm—Leon Gilden

[57] **CLAIM**

The ornamental design for a vegetation guard, as shown and described.

DESCRIPTION

FIG. 1 is a front elevational view of the vegetation guard showing my new design; FIG. 2 is a rear elevational view thereof; FIG. 3 is a left side elevational view thereof; FIG. 4 is a right side elevational view thereof; FIG. 5 is an enlarged top plan view thereof; FIG. 6 is an enlarged bottom plan view thereof; and FIG. 7 is an isometric view thereof.

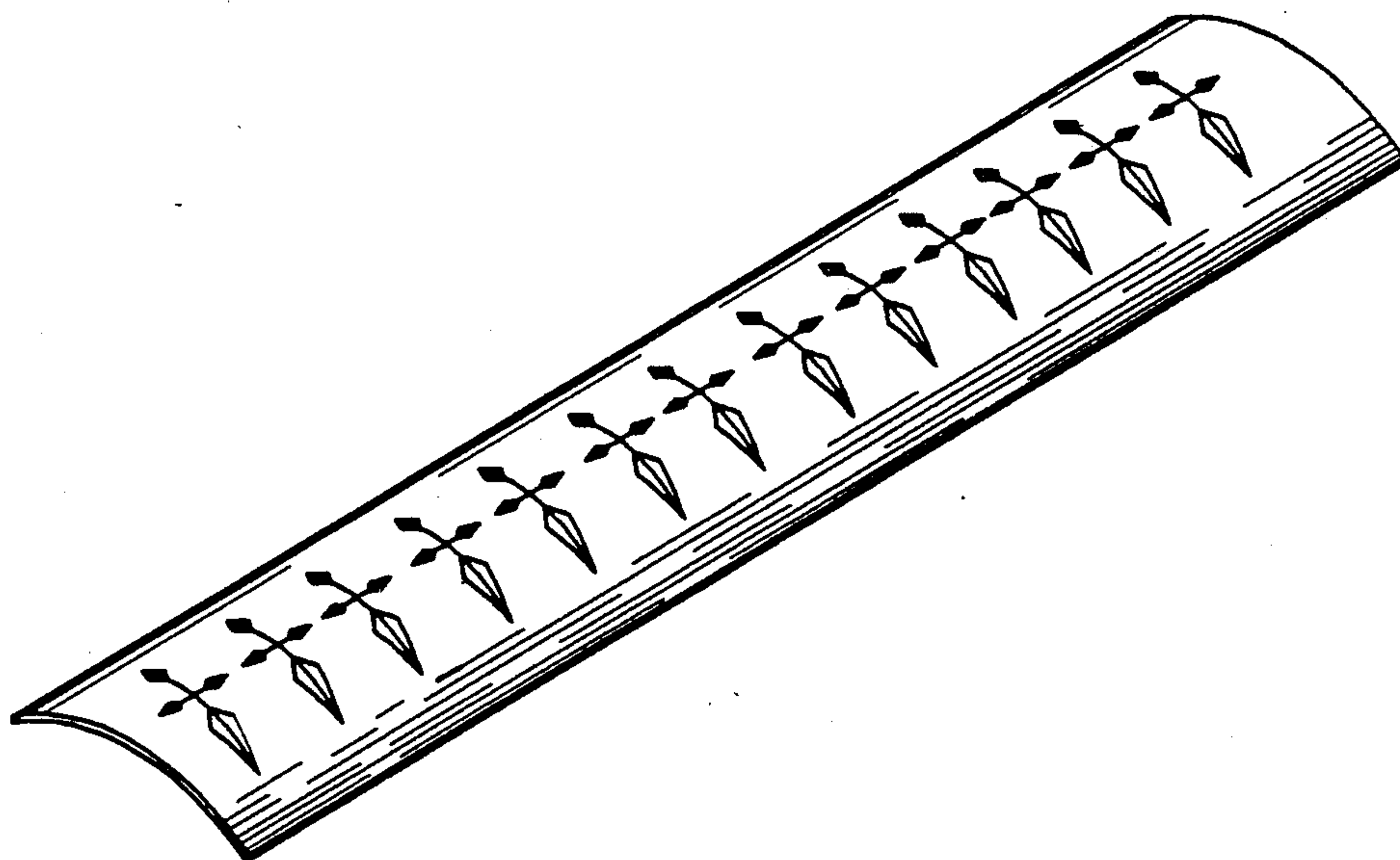


FIG. 1



FIG. 2

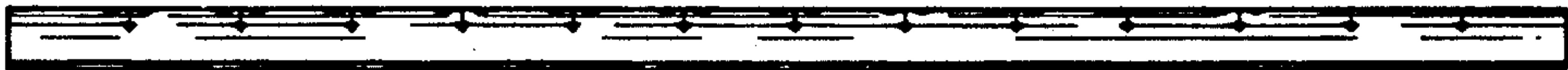


FIG. 3

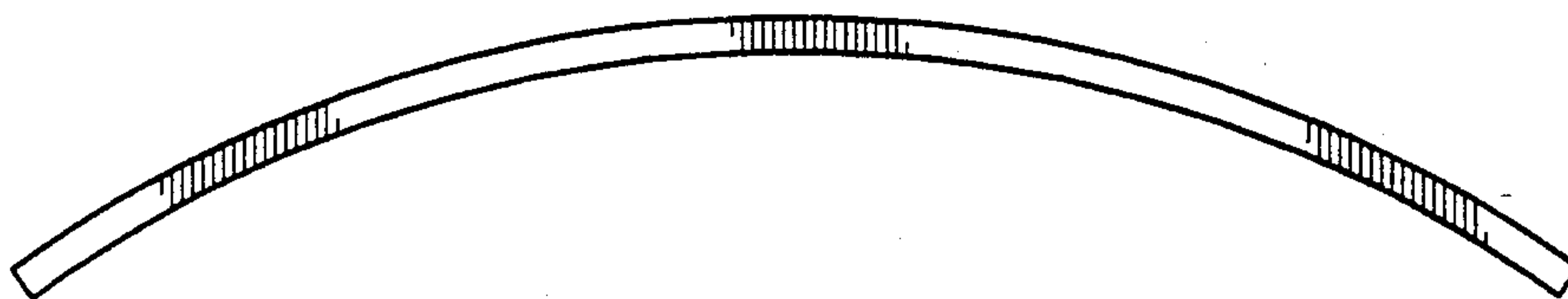


FIG. 4

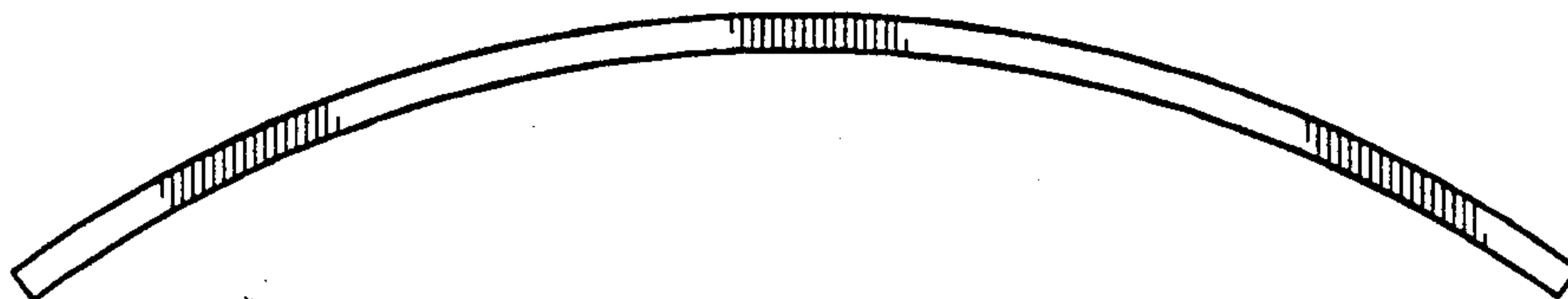


FIG. 5

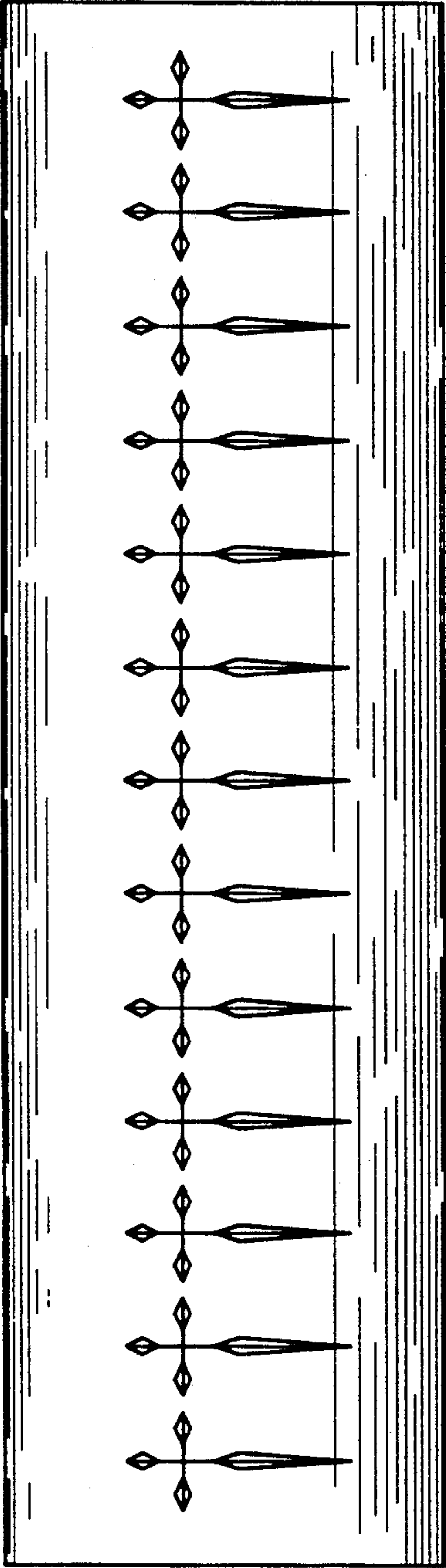


FIG. 6




FIG. 7

