



US00D328829S

United States Patent [19]

[11] Patent Number: Des. 328,829

Wisner

[45] Date of Patent: ** Aug. 25, 1992

[54] TABLE

[75] Inventor: John B. Wisner, New York, N.Y.

[73] Assignee: Ficks Reed Company, Cincinnati, Ohio

[**] Term: 14 Years

[21] Appl. No.: 617,061

[22] Filed: Nov. 21, 1990

[52] U.S. Cl. D6/436; D6/448; D6/484

[58] Field of Search D6/432,448, D6/484, 487, 485; 312/204; D3/75

[56] References Cited

U.S. PATENT DOCUMENTS

D. 165,136	11/1951	Davidson	D3/75
D. 181,538	11/1957	Lubberts et al.	D6/448
D. 182,766	5/1958	Hardy	D3/75
D. 221,562	8/1971	Jordan, Jr.	D6/435
D. 243,810	3/1977	Introini	D6/484
D. 249,858	10/1978	Gageby	D6/485
D. 254,641	4/1980	Thorpe	D6/487
D. 274,965	8/1984	Thorpe	D6/484
D. 281,038	10/1985	Thorpe	D6/445

OTHER PUBLICATIONS

Ficks Reed Co. p. 25; Desk item #8315 center left on page.

"Windward" by Heritage ©1974, p. 8; end table on page.

Calif-Asia/Hermosa Rattan ©1976, p. 34; Vanity desk picture 3 on page.

Ficks Reed ©1978 p. 74; Lamp table bottom left on page.

Primary Examiner—Carmen H. Vales-Lado

Attorney, Agent, or Firm—Wood, Herron & Evans

[57] CLAIM

The ornamental design for a table, as shown and described.

DESCRIPTION



FIG. 1 is a front elevational view of a table showing my new design;

FIG. 2 is a right side elevational view, the left side being a mirror image thereof;

FIG. 3 is a top plan view thereof;

FIG. 4 is a rear elevational view thereof; and,

FIG. 5 is a bottom plan view thereof.



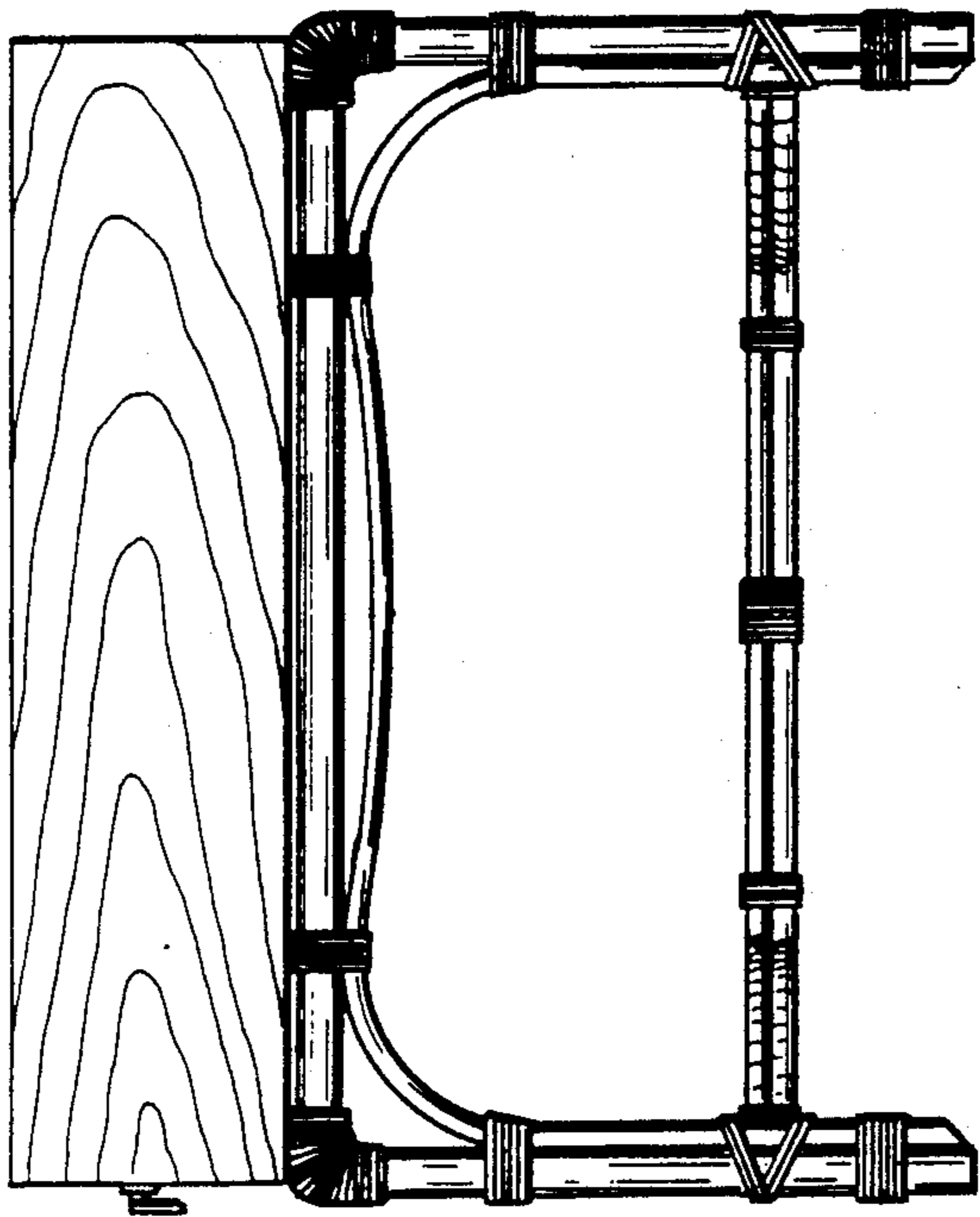


FIG. 2

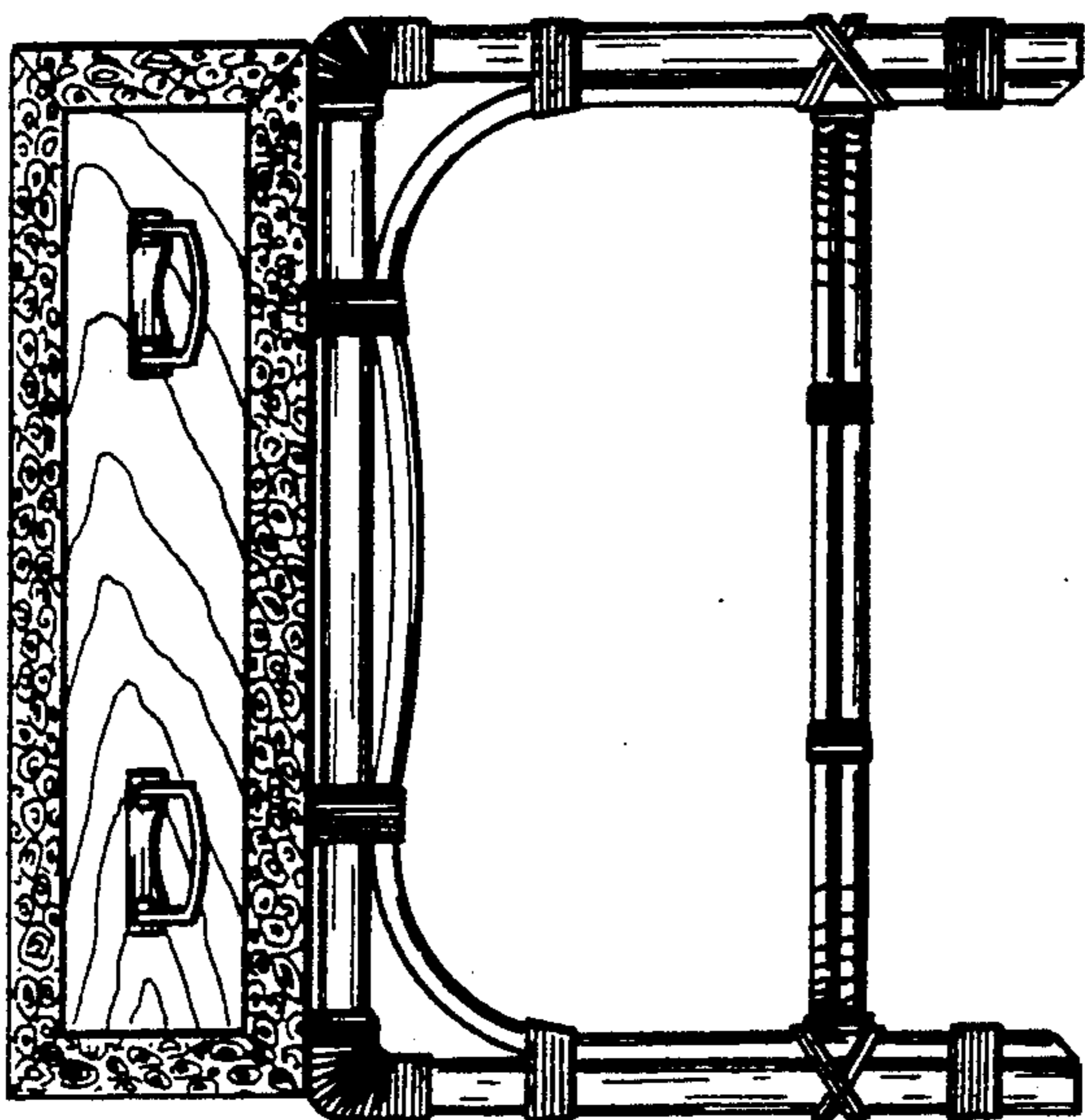


FIG. 1




FIG. 3

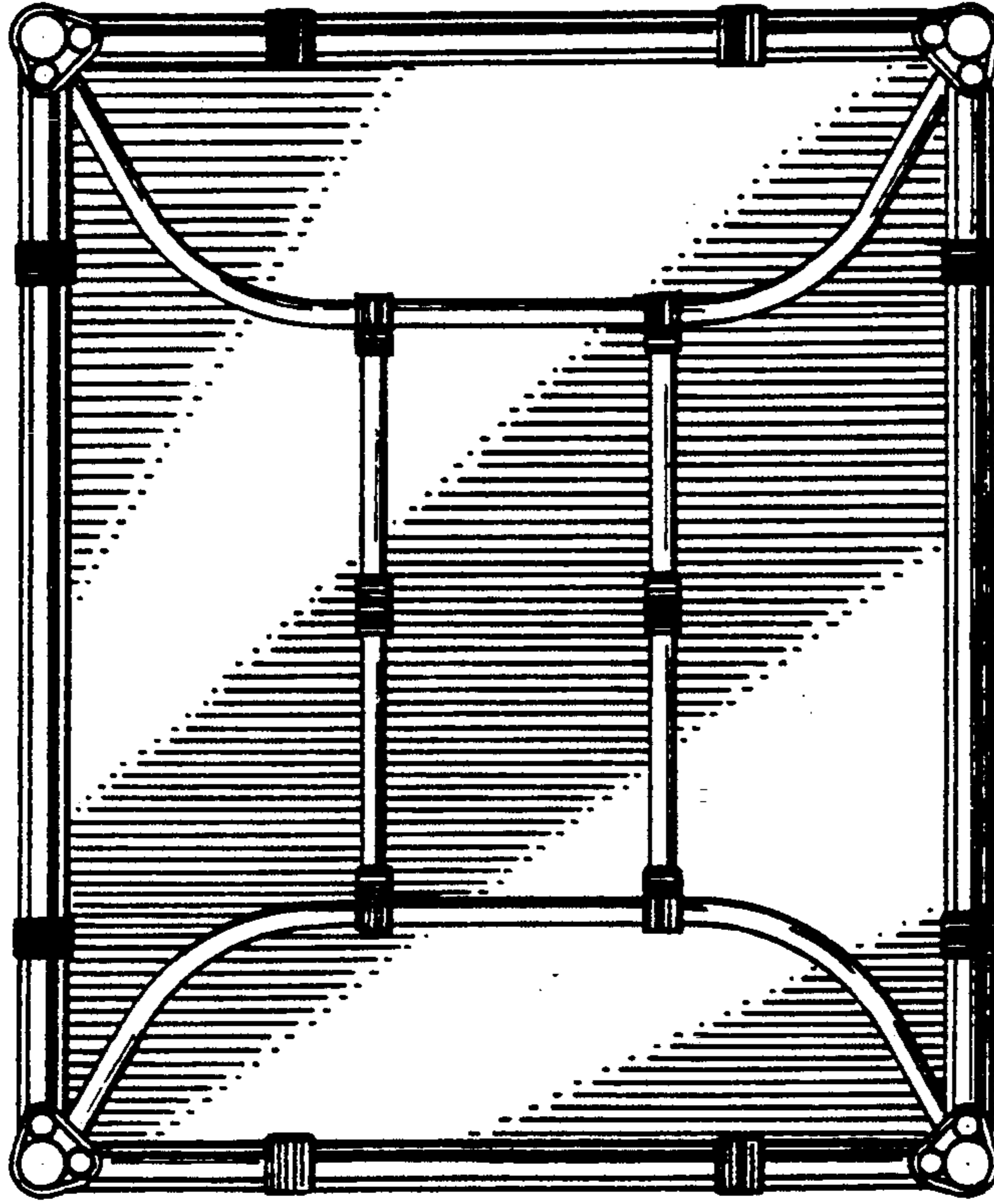


FIG. 5

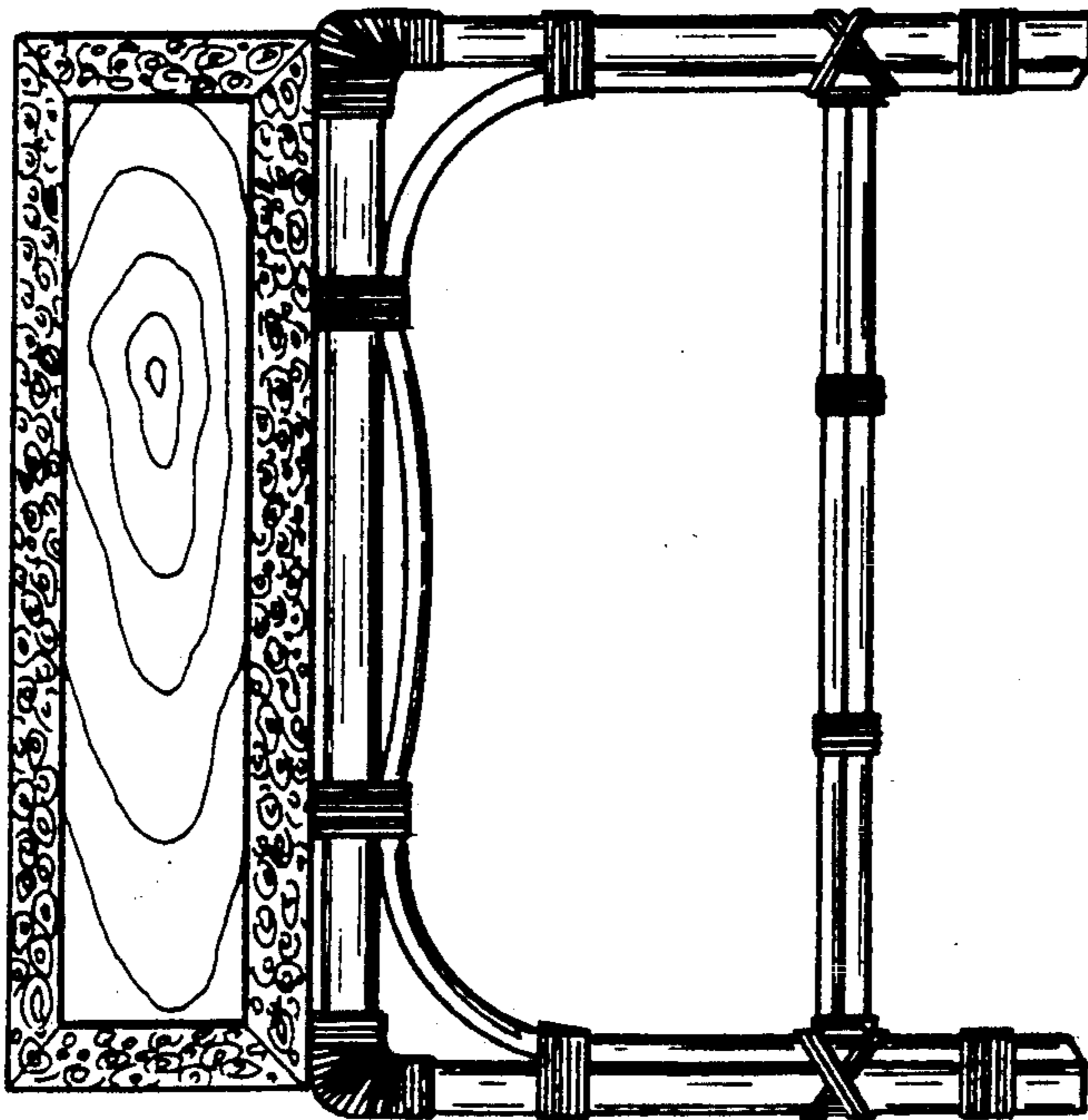


FIG. 4