



US00D328811S

# United States Patent [19]

[11] Patent Number: **Des. 328,811**

Streeter

[45] Date of Patent: **\*\* Aug. 18, 1992**

[54] **WALL-MOUNTABLE GARDEN TOOL CADDY**

D. 287,777	1/1987	Hellwig et al.	.....	D34/20
2,905,480	9/1959	Grovannelli	.....	280/47.35
3,759,538	9/1973	Fabiano	.....	280/47.35
4,350,366	9/1982	Helms	.....	280/47.26

[76] Inventor: **Robert H. Streeter, 15918 State Rd. 120, Bristol, Ind. 46507**

*Primary Examiner—Kay H. Chin  
Attorney, Agent, or Firm—Terry M. Gernstein*

[\*\*] Term: **14 Years**

[21] Appl. No.: **595,018**

[57] **CLAIM**

[22] Filed: **Oct. 10, 1990**

The ornamental design for a wall-mountable garden tool caddy, as shown and described.

[52] U.S. Cl. .... **D34/24; D34/20; D34/26**

**DESCRIPTION**


[58] Field of Search ..... **D34/12, 24, 25, 26; 280/79.3, 47.35, 47.26, 47.18; D6/436; 15/257 A, 257**

FIG. 1 is a top and front perspective view of a wall-mountable garden tool caddy showing my new design; FIG. 2 is a front elevational view thereof; FIG. 3 is a rear elevational view thereof; FIG. 4 is a left side elevational view thereof; the right side elevation view being a mirror image of that shown; FIG. 5 is a top plan view thereof; and, FIG. 6 is a bottom plan view thereof.

[56] **References Cited**

**U.S. PATENT DOCUMENTS**

D. 208,299	8/1967	Clark	.....	D34/24
D. 208,536	9/1967	Clark	.....	D34/24






FIG. 1.

FIG. 4.

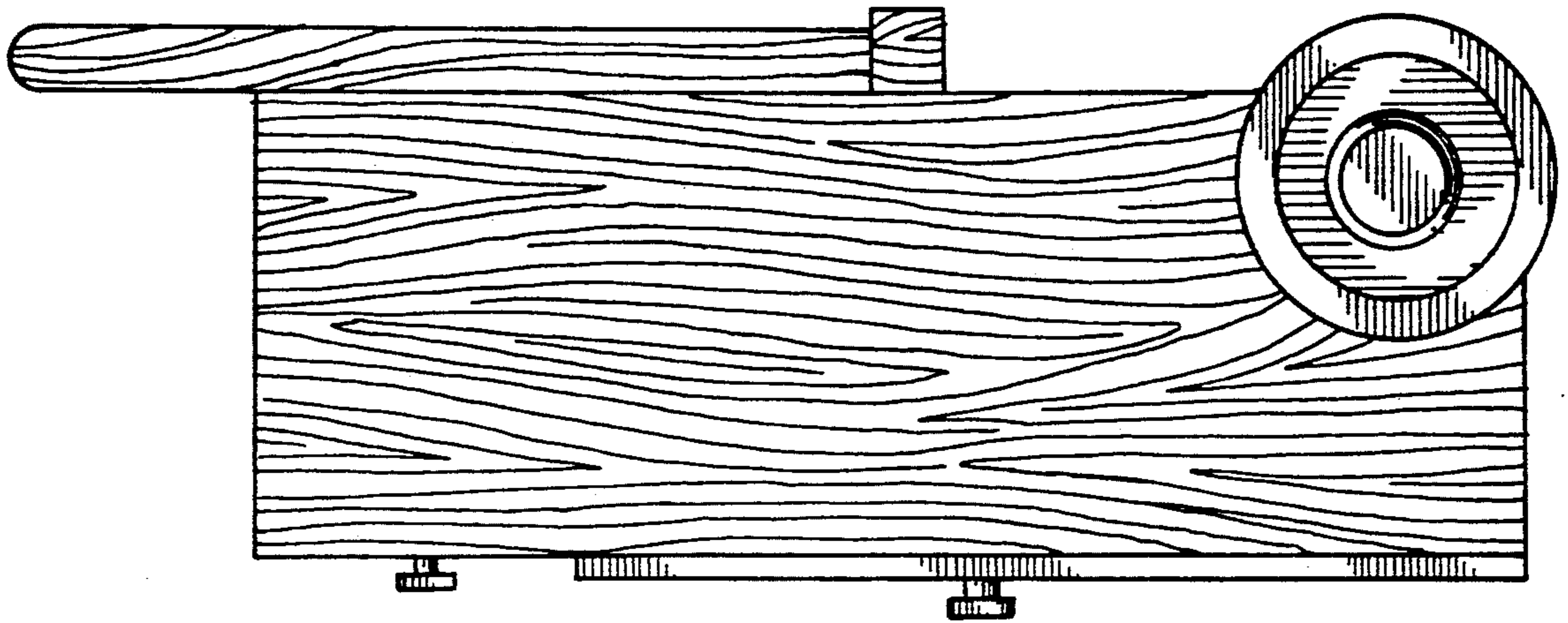


FIG. 2.

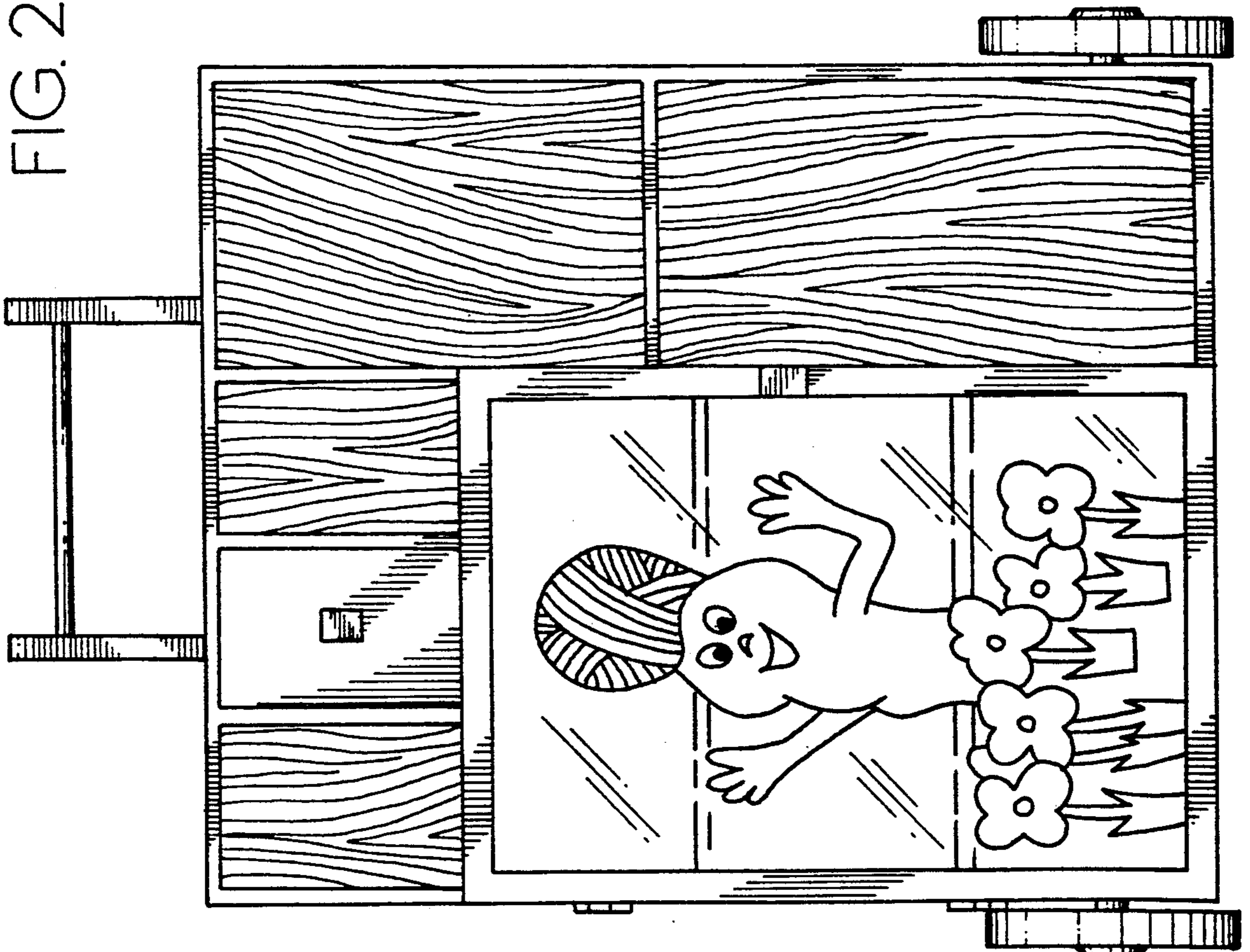


FIG. 5.

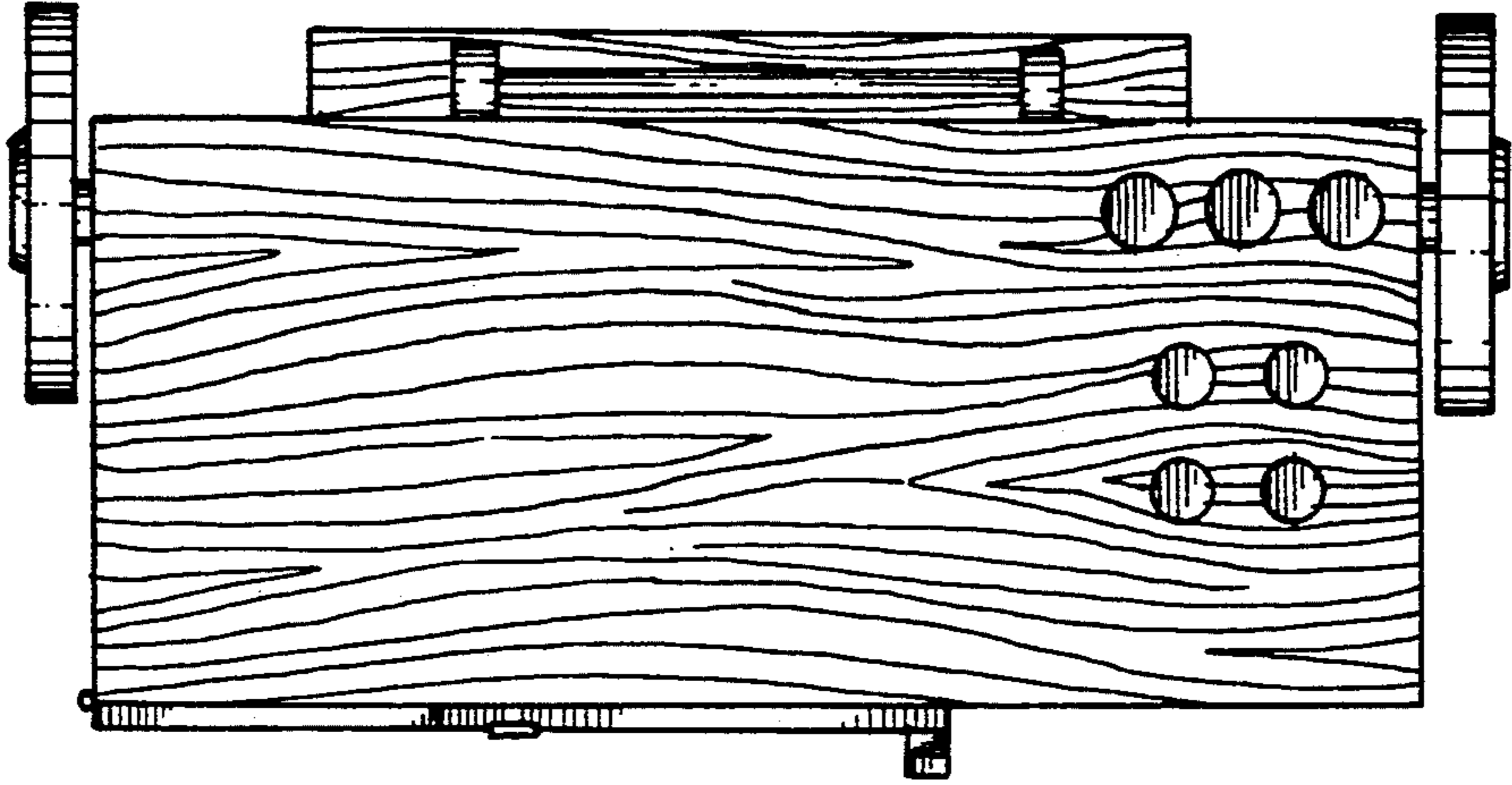


FIG. 3.

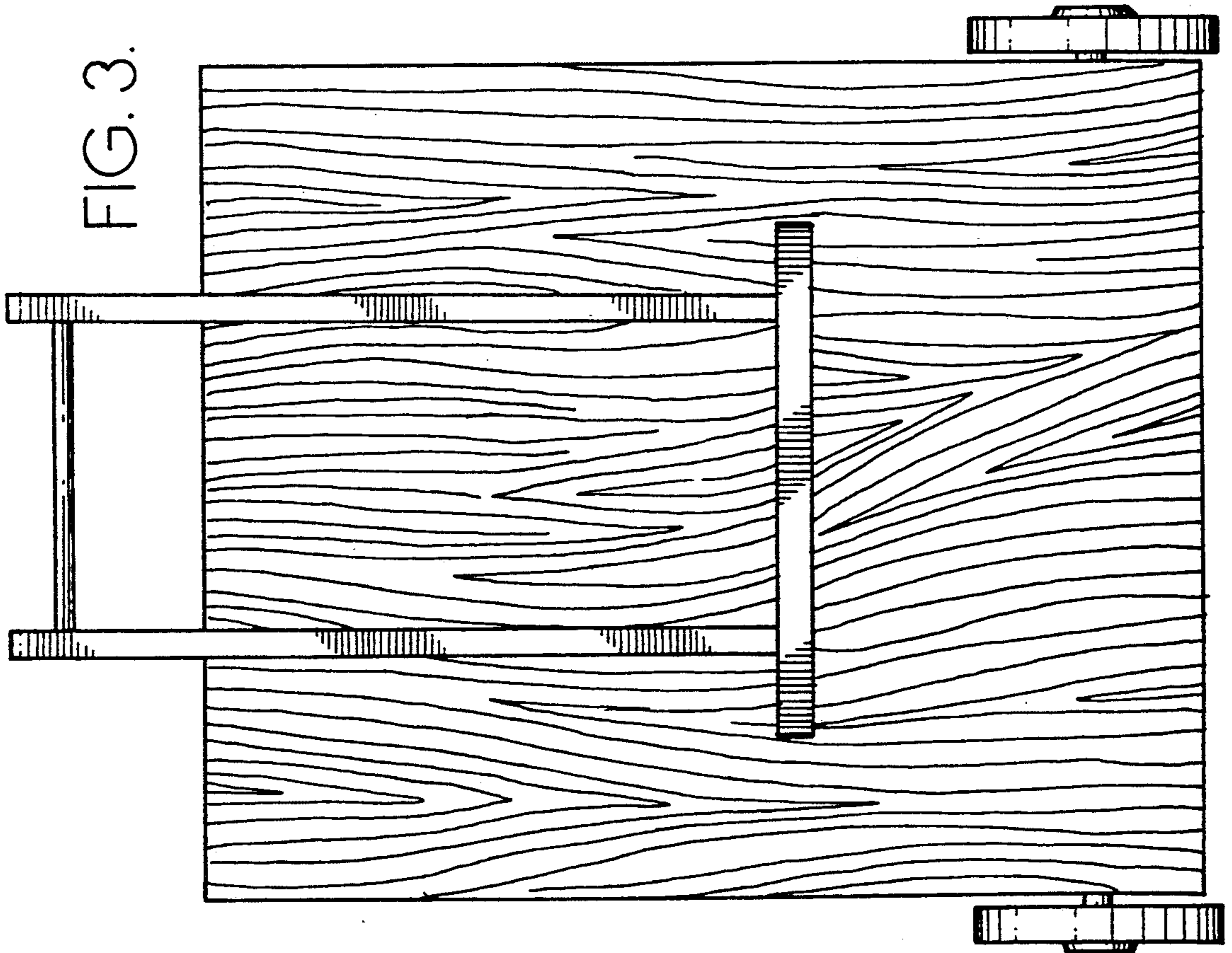


FIG. 6.

