



US00D328795S

United States Patent [19]

[11] Patent Number: **Des. 328,795**

Yamaguchi et al.

[45] Date of Patent: **** Aug. 18, 1992**

[54] **SKYLIGHT**

4,930,275 6/1990 Verby et al. 52/200
4,986,039 1/1991 Weisner 52/200

[75] Inventors: **Kenji Yamaguchi; Daisuke Hozumi,**
both of Tokyo, Japan

OTHER PUBLICATIONS

[73] Assignee: **Sanwa Shutter Corporation, Tokyo,**
Japan

1981 Sweets Catalog Section 7.8/M. page of Extreme
bottom left side of page silhouette illustration.

[*] Notice: The portion of the term of this patent
subsequent to Jul. 28, 2006 has been
disclaimed.

Primary Examiner—A. Hugo Word
Assistant Examiner—Doris Clark
Attorney, Agent, or Firm—Ladas & Parry

[**] Term: **14 Years**

[57] CLAIM

[21] Appl. No.: **440,048**

The ornamental design for a skylight, as shown and
described.

[22] Filed: **Nov. 21, 1989**

DESCRIPTION

[52] U.S. Cl. **D25/52**

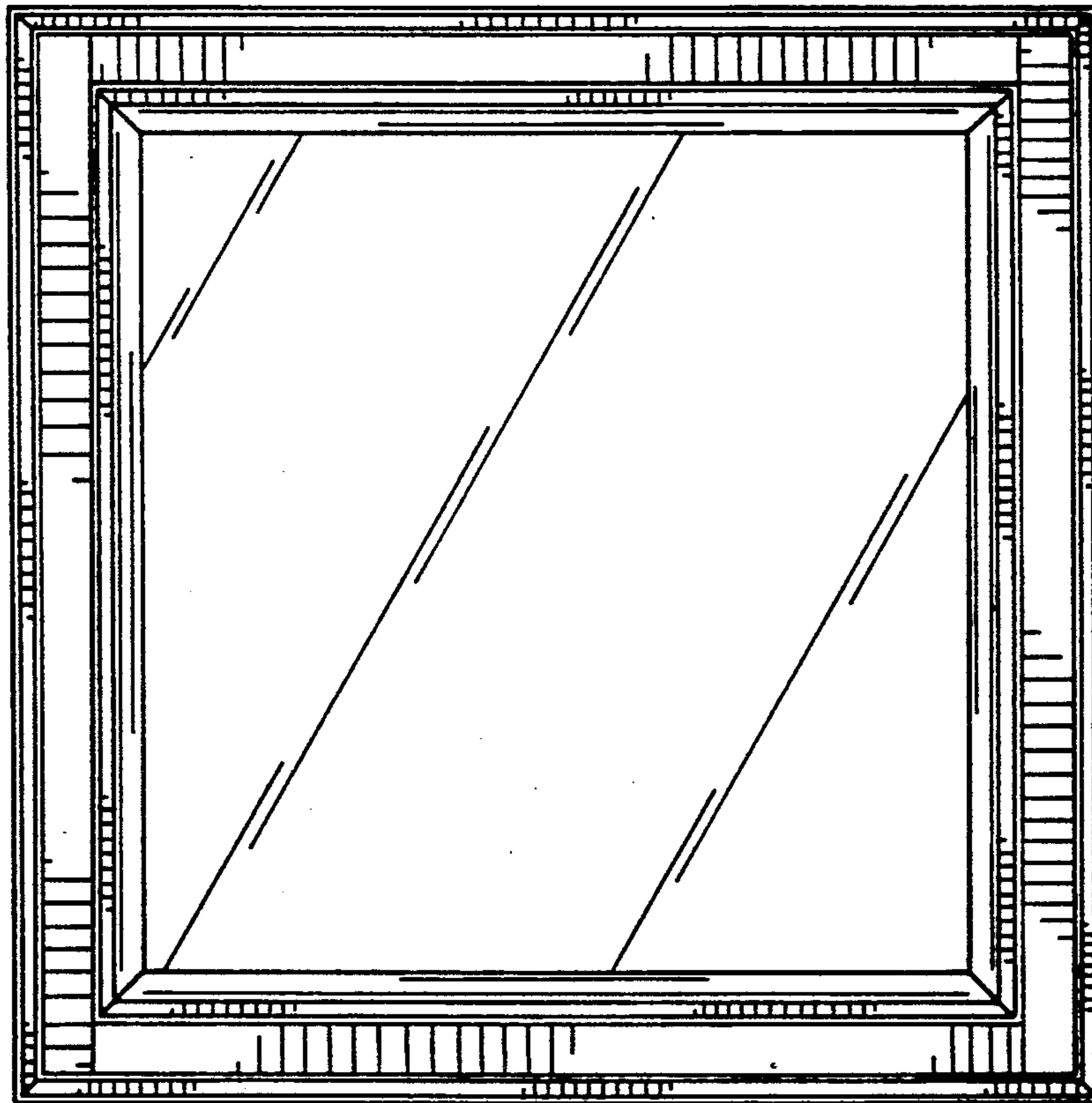
[58] Field of Search **D25/47-48,**
D25/52, 60; 52/18, 80, 199, 200, 213, 69-72

FIG. 1 is a front elevational view of a skylight showing
our new design, the rear being a mirror image thereof;
FIG. 2 is a bottom plan view thereof;
FIG. 3 is a right side elevational view thereof, the left
side being a mirror image thereof;
FIG. 4 is a top plan view thereof;
FIG. 5 is an enlarged partial cross-sectional view taken
along line 5—5 of FIG. 4; and,
FIG. 6 is an enlarged partial cross-sectional view taken
along line 6—6 of FIG. 4.

[56] References Cited

U.S. PATENT DOCUMENTS

D. 247,047	1/1978	Damiana	D25/52
D. 250,603	12/1978	Roesch	D25/52
4,300,440	11/1981	Holter	52/200
4,466,221	8/1984	Couture	52/200
4,682,454	7/1987	Simpson et al.	52/200






FIG. 1

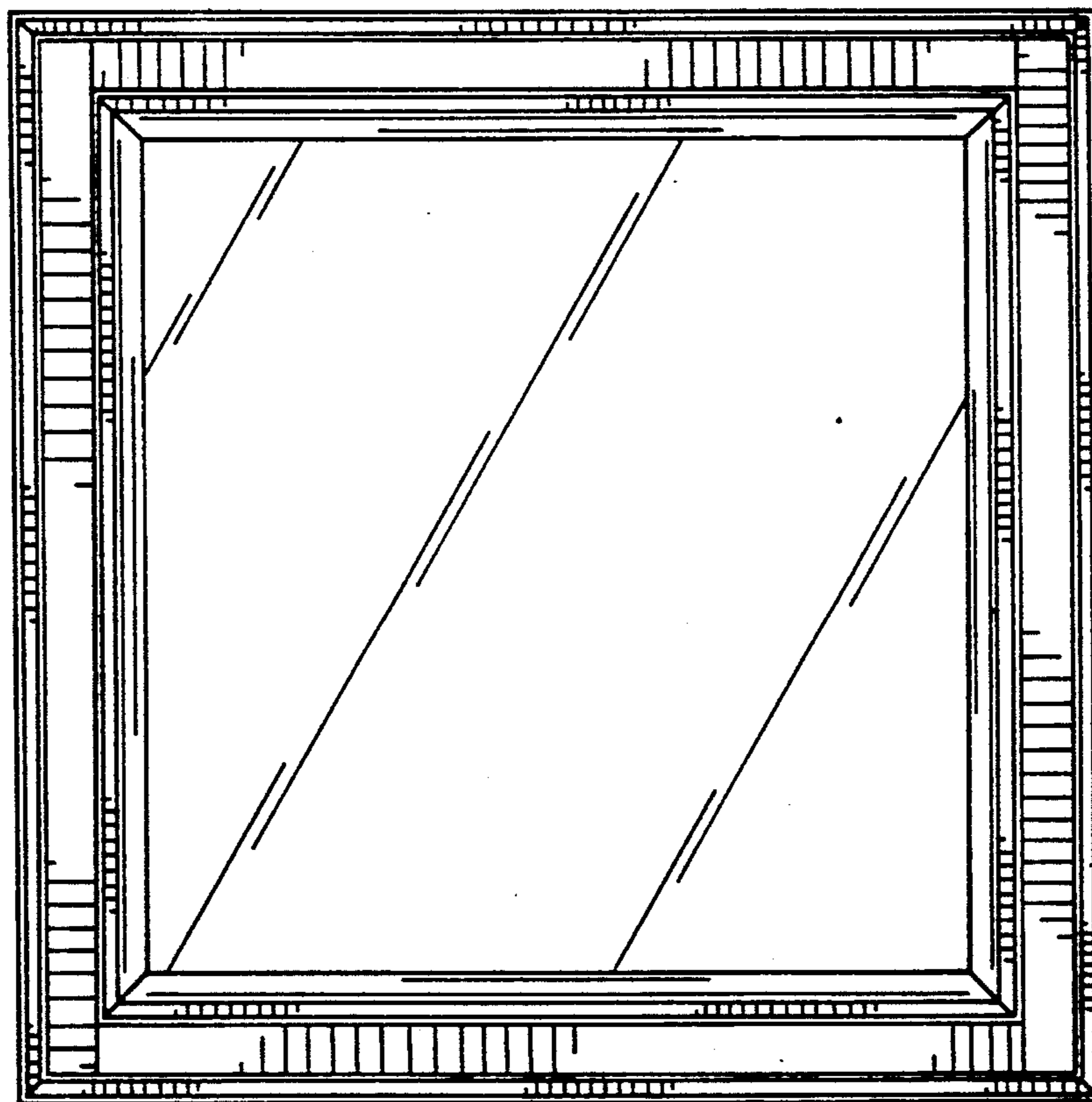


FIG. 2




FIG. 3

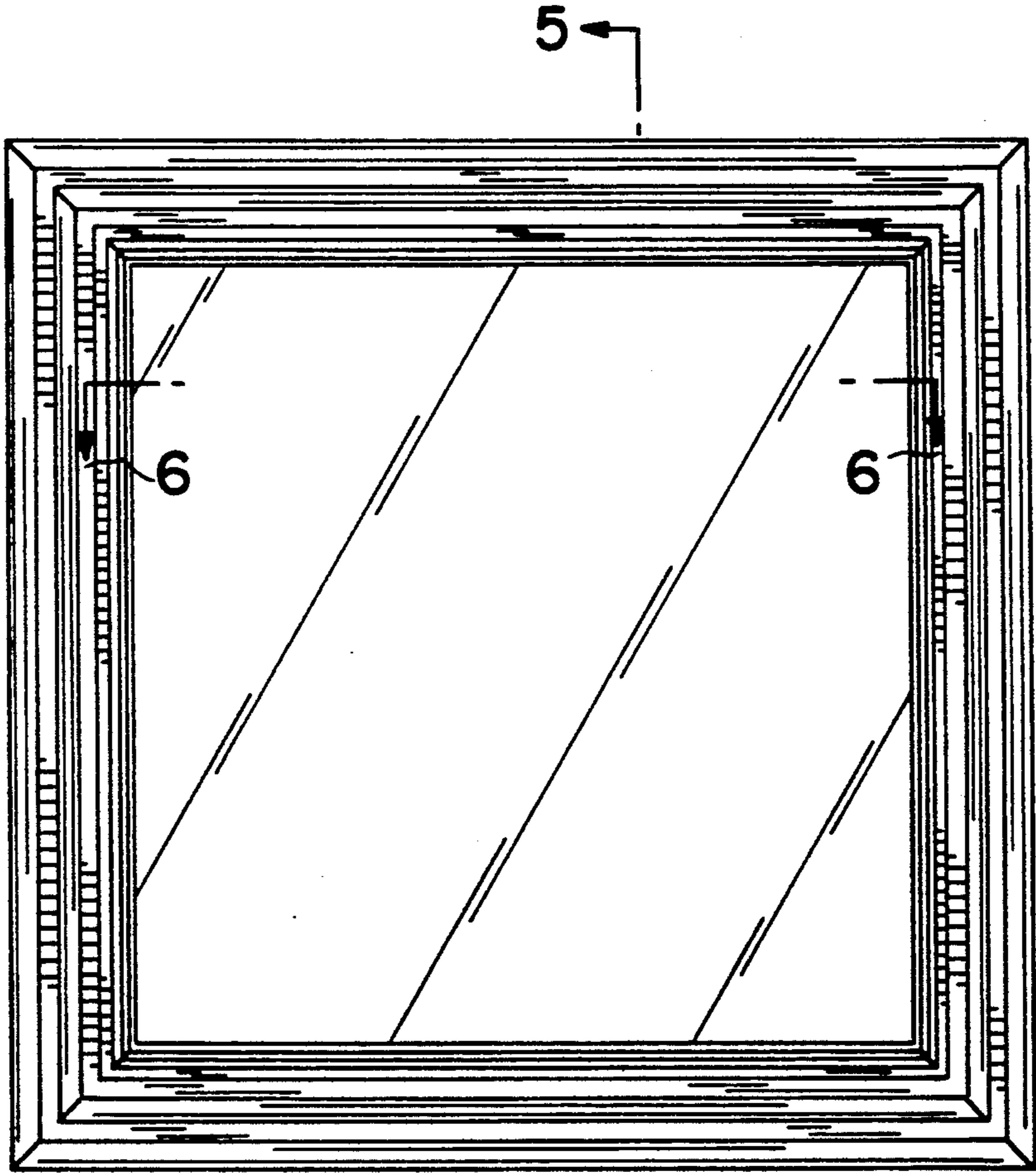


FIG. 4

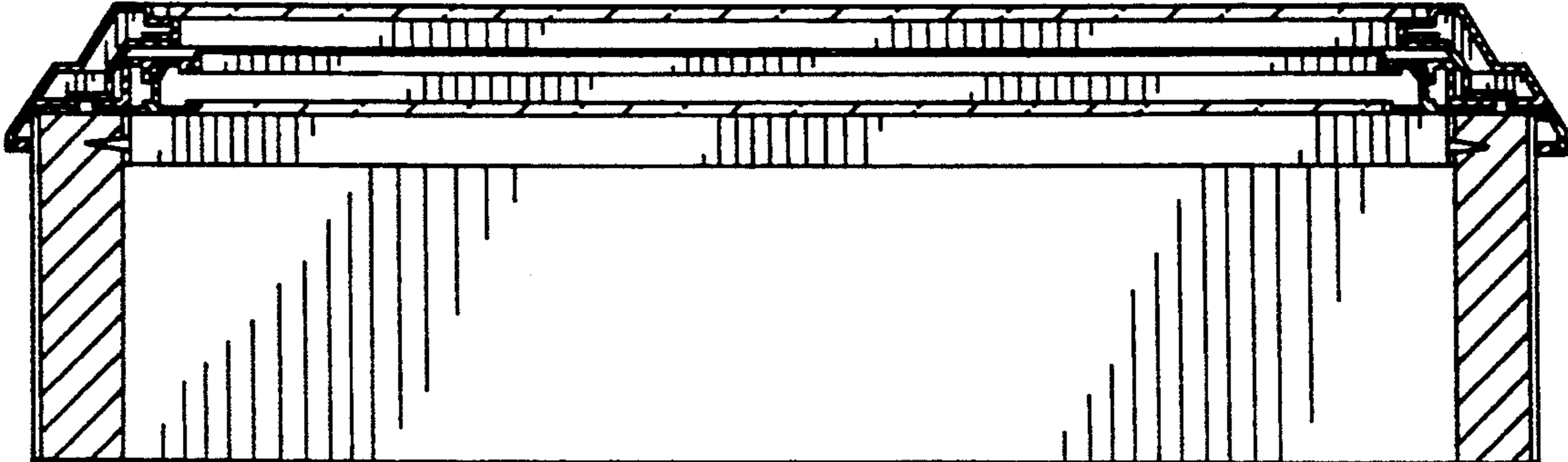


FIG.5

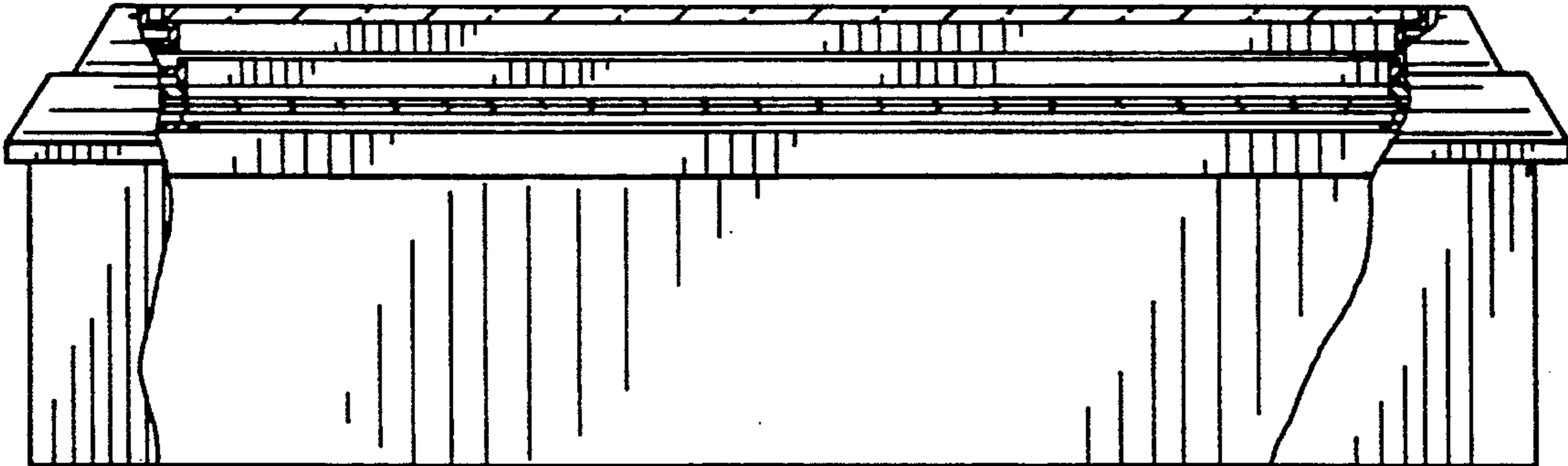


FIG.6