



US00D328781S

United States Patent [19]

[11] Patent Number: **Des. 328,781**

Arnold

[45] Date of Patent: **** Aug. 18, 1992**

[54] **COMBINED VACUUM BREAKER FOR A BIDET AND MOUNTING BRACKET**

[75] Inventor: **Don C. Arnold, Buffalo Grove, Ill.**

[73] Assignee: **US Tap, Inc., Frankfort, Ind.**

[**] Term: **14 Years**

[21] Appl. No.: **555,148**

[22] Filed: **Jul. 20, 1990**

[52] U.S. Cl. **D23/235**

[58] Field of Search **D23/233-237, D23/244-249, 303; 137/218; 4/420.1-420.5, 443-448**

3,454,032	7/1969	Hinz et al.	137/218
3,929,149	12/1975	Phillips	137/218 X
4,508,137	4/1985	Bolgert	137/218
4,553,560	11/1985	Tucker et al.	137/218
4,589,438	5/1986	Breda	137/218
5,038,814	8/1991	Gayton et al.	137/218
5,063,619	11/1991	Ross et al.	4/443

Primary Examiner—James R. Largen
Attorney, Agent, or Firm—Woodard, Emhardt, Naughton, Moriarty & McNett

[57] CLAIM

The ornamental design for a combined vacuum breaker for a bidet and mounting bracket, as shown and described.

[56] References Cited

U.S. PATENT DOCUMENTS

D. 232,360	8/1974	Watts	D23/247 X
D. 277,599	2/1985	Arnold et al.	D23/303
D. 278,740	5/1985	Bolgert	D23/235
D. 309,173	7/1990	Stipe	D23/233
D. 321,748	11/1991	Brito	D23/235
D. 323,548	1/1992	Rawald	D23/235
2,814,304	11/1957	Sloan	137/218
3,180,352	4/1965	Kersten et al.	137/218

DESCRIPTION


FIG. 1 is a right side elevational view of a combined vacuum breaker for a bidet and mounting bracket showing my new design, the left side being a mirror image of the right side;

FIG. 2 is a rear elevational view thereof;

FIG. 3 is a front elevational view thereof;

FIG. 4 is a top plan view thereof; and,

FIG. 5 is a bottom plan view thereof.



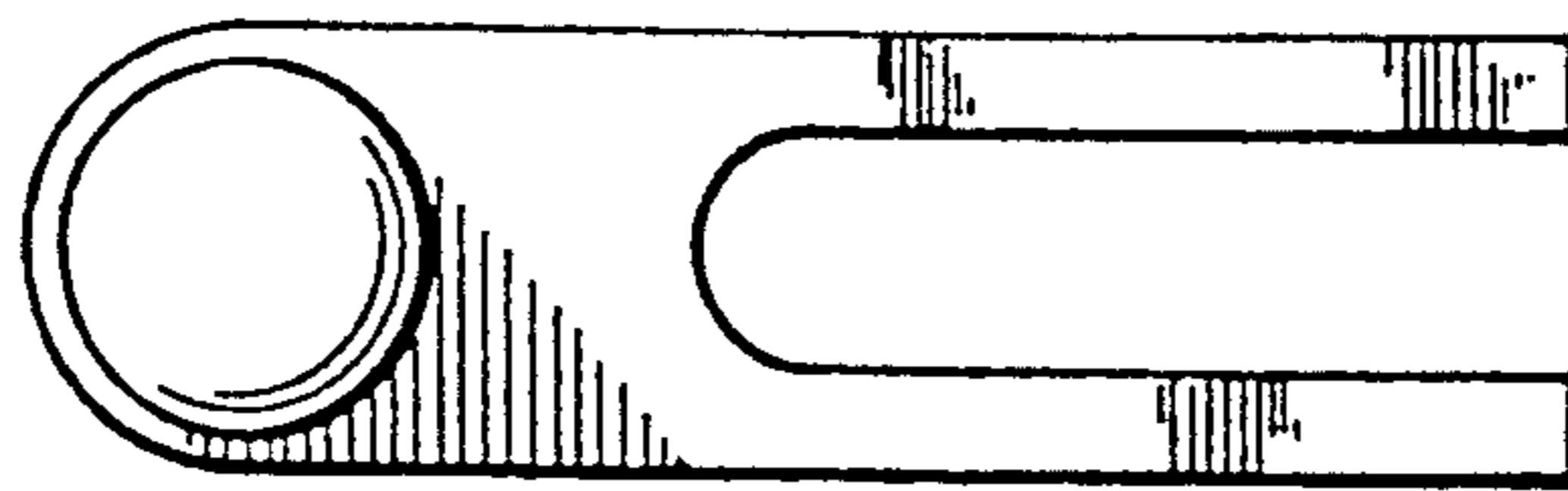


Fig. 4




Fig. 3

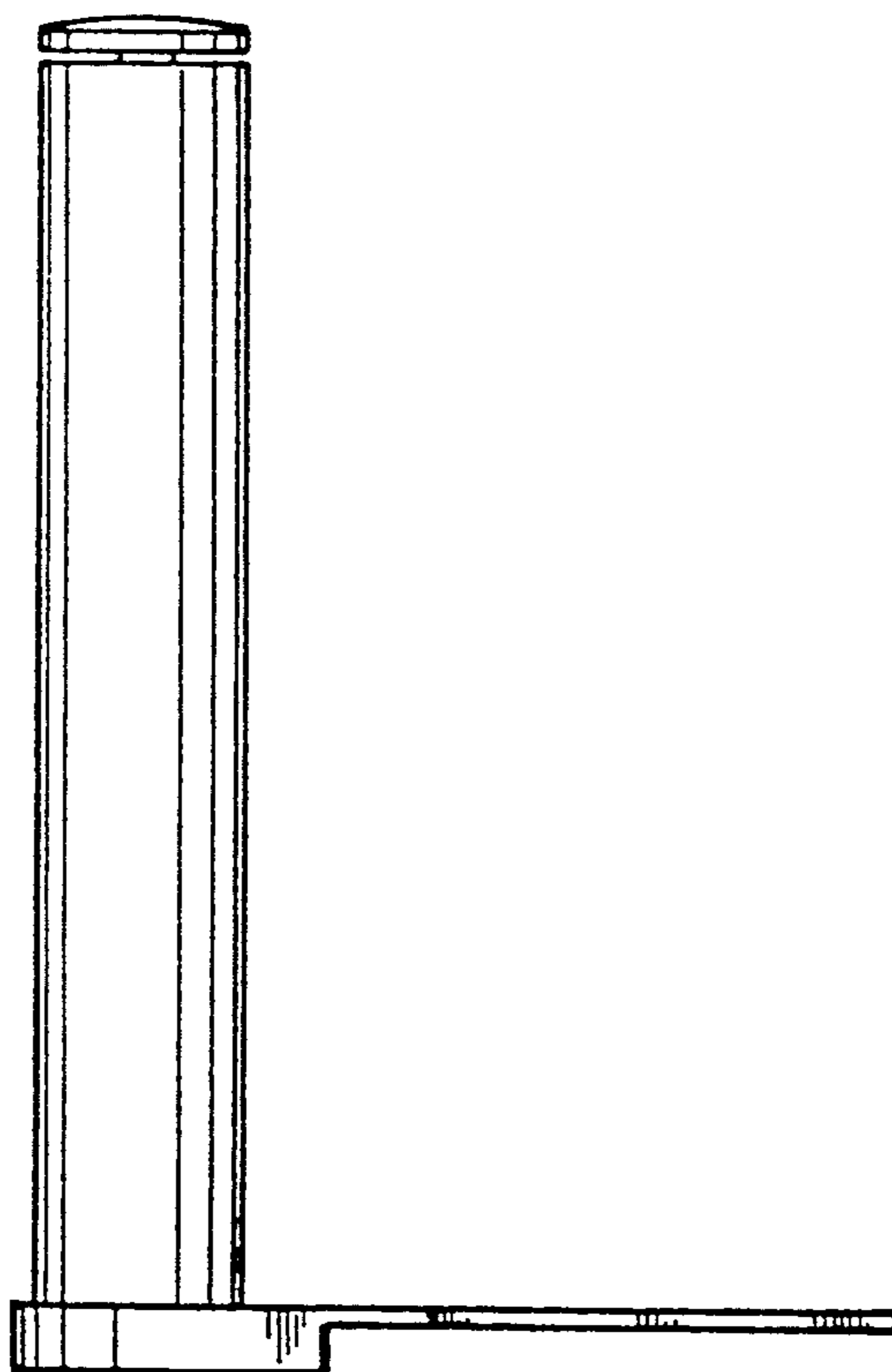


Fig. 1

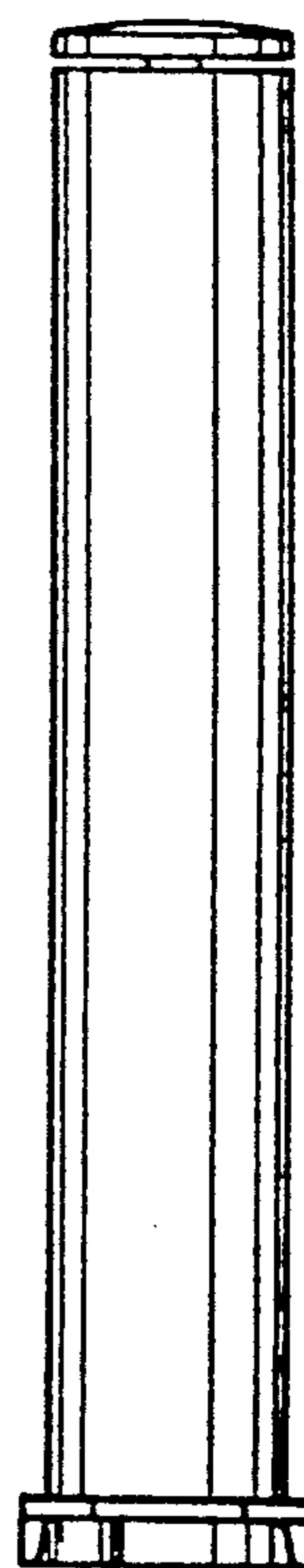


Fig. 2

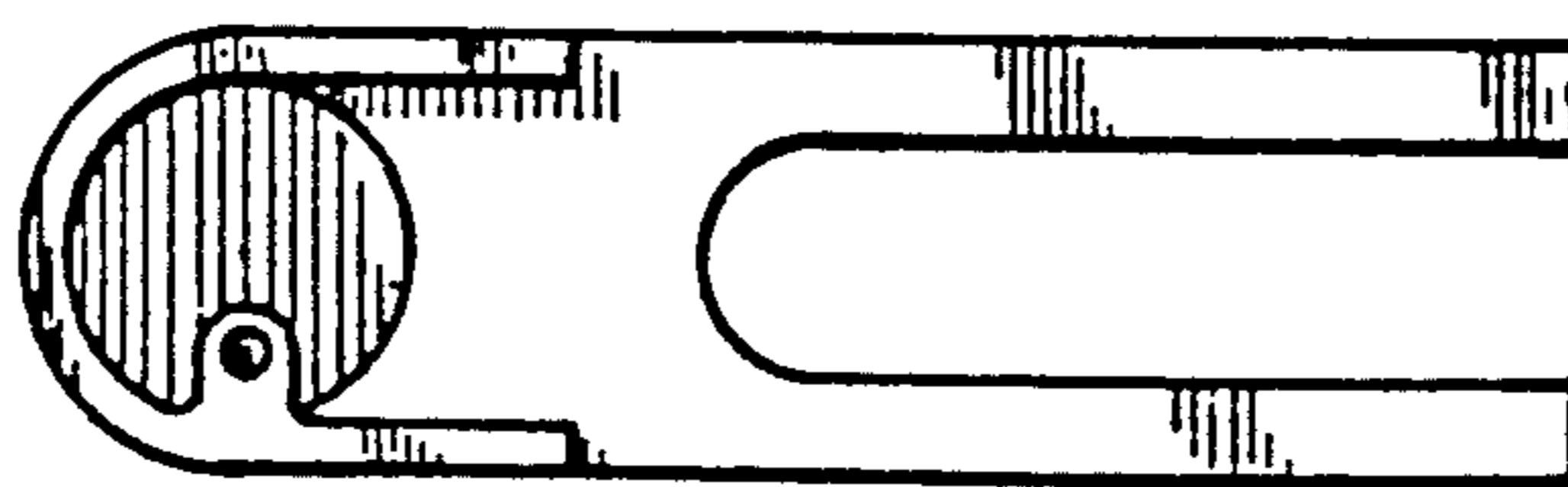


Fig. 5