



US00D328776S

United States Patent [19]

[11] Patent Number: **Des. 328,776**

Braid

[45] Date of Patent: ** Aug. 18, 1992

[54] FISHING ROD FORE GRIP

FOREIGN PATENT DOCUMENTS

[76] Inventor: **Dennis G. Braid**, 8046 Oso Ave.,
Canoga Park, Calif. 91306

483995 4/1938 United Kingdom 273/81 B

[**] Term: **14 Years**

Primary Examiner—A. Hugo Word
Assistant Examiner—Doris V. Coles
Attorney, Agent, or Firm—Poms, Smith, Lande & Rose

[21] Appl. No.: **557,326**

[57] CLAIM

The ornamental design for a fishing rod fore grip, as shown and described.

[22] Filed: **Jul. 23, 1990**

DESCRIPTION

[52] U.S. Cl. **D22/142; D21/222**

FIG. 1 is a perspective view of a fishing rod fore grip showing my new design;

[58] Field of Search **D22/142; D8/303; D21/222; 43/18.1, 18.5, 20, 22, 23; 273/81 B**

FIG. 2 is a right side elevational view, the left side being a mirror image thereof;

FIG. 3 is a front elevational view thereof;

FIG. 4 is a rear elevational view thereof;

FIG. 5 is a top plan view thereof; and,

FIG. 6 is a bottom plan view thereof.

[56] References Cited

U.S. PATENT DOCUMENTS

D. 116,828	9/1939	McFetridge	D22/142
D. 272,462	1/1984	Le Rove	D22/142
2,152,385	3/1939	Mayer et al.	43/23
3,927,486	12/1975	Yuen	43/23 X

The broken line showing of environment in FIG. 1 is for illustrative purposes only and forms no part of the claimed design.





FIG. 1

FIG. 2

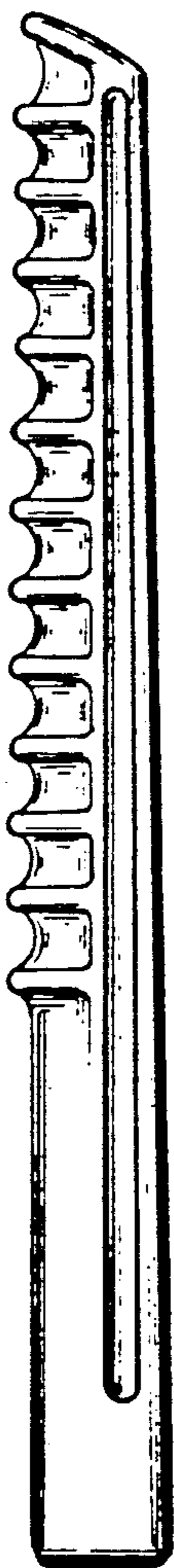


FIG. 3



FIG. 4

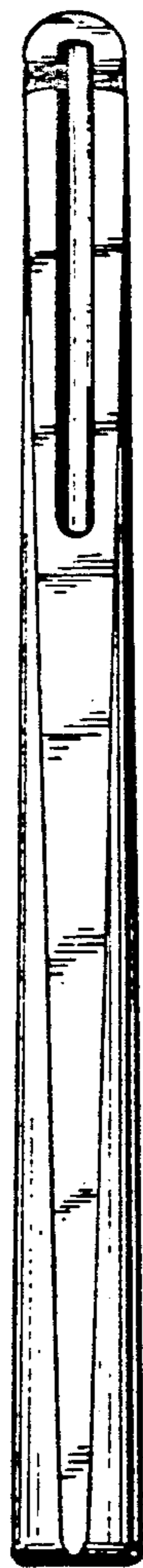


FIG. 5

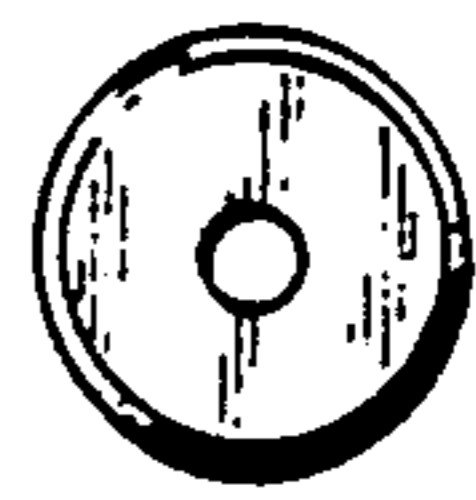


FIG. 6