



US00D328773S

# United States Patent [19]

[11] Patent Number: **Des. 328,773**

Wilson et al.

[45] Date of Patent: **\*\* Aug. 18, 1992**

[54] FISHING LURE

3,006,100 10/1961 Zeman ..... 43/42.04

[75] Inventors: **William H. Wilson, Fort Smith; Jim Gowing, Altus, both of Ark.**

### OTHER PUBLICATIONS

Cordell's Liveliest Lures Catalog, p. 7, Series 8600 Lure.

[73] Assignee: **EBSCO Industries, Inc., Leeds, Ala.**

*Primary Examiner*—A. Hugo Word

[\*\*] Term: **14 Years**

*Assistant Examiner*—Doris V. Coles

[21] Appl. No.: **384,019**

*Attorney, Agent, or Firm*—Laney, Dougherty, Hessin & Beavers

[22] Filed: **Jul. 24, 1989**

[52] U.S. Cl. .... **D22/133; D22/126**

### [57] CLAIM

The ornamental design for a fishing lure, as shown and described.

[58] Field of Search ..... **D22/126-133; 43/43.1, 42.48, 42.26, 42.35, 42.36, 42.45, 42.47, 42.44, 92.04**

### DESCRIPTION

### [56] References Cited

#### U.S. PATENT DOCUMENTS

D. 232,936	9/1974	Storm	.....	D22/133
893,664	7/1908	Shakespeare, Jr.	.....	43/42.44
2,179,641	11/1939	Layfield	.....	43/42.48
2,459,819	1/1949	Hoage	.....	43/42.45
2,572,616	10/1951	Hansen	.....	43/42.04

FIG. 1 is a right side elevational view of a fishing lure, showing our new design;


FIG. 2 is a left side elevational view thereof;

FIG. 3 is a top plan view thereof;

FIG. 4 is a bottom plan view thereof;

FIG. 5 is a front elevational view thereof; and,

FIG. 6 is a rear elevational view thereof.






FIG. 1




FIG. 2



FIG. 3




FIG. 4

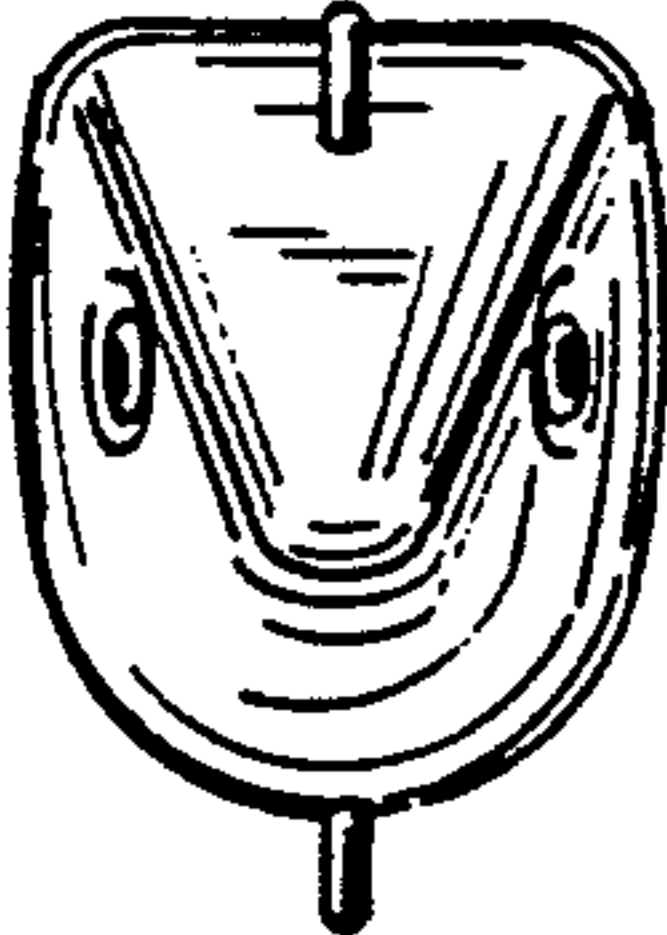


FIG. 5




FIG. 6