



US00D328724S

# United States Patent [19]

Dudley

[11] Patent Number: **Des. 328,724**

[45] Date of Patent: **\*\* Aug. 18, 1992**

[54] **COMBINED CHRISTMAS ORNAMENT AND FRAME FOR POSTAGE STAMPS**

D. 318,605 7/1991 Dudley ..... D11/121 X  
1,851,917 3/1932 Moggio ..... 40/152

[76] Inventor: **Roger W. Dudley**, 6647 Kerns Rd., Falls Church, Va. 22042

[\*\*] Term: **14 Years**

[21] Appl. No.: **633,427**

[22] Filed: **Dec. 21, 1990**

[52] U.S. Cl. .... **D11/125; D6/303; D11/117**

[58] Field of Search ..... **D11/117, 121, 125, 137, D11/79-81, 180; D6/303, 306; 40/152, 154; 428/913.3**

[56] **References Cited**

**U.S. PATENT DOCUMENTS**

D. 23,468	7/1894	Liebermann	.....	D6/306
D. 51,286	9/1917	Newell	.....	D11/180 X
D. 161,160	12/1950	Burros	.....	D11/121
D. 225,164	11/1972	Wallace	.....	D11/125
D. 228,353	9/1973	Price et al.	.....	D11/125
D. 264,295	5/1982	Laze et al.	.....	D6/303

**OTHER PUBLICATIONS**

American Fabrics; #12; Winter 1949-1950; p. 112; Snowflake (7th row, 3rd right).

*Primary Examiner*—Bernard Ansher  
*Assistant Examiner*—Dominic Simone  
*Attorney, Agent, or Firm*—Neil F. Markva

[57] **CLAIM**

The ornamental design for a combined christmas ornament and frame for postage stamps, as shown and described.

**DESCRIPTION**

FIG. 1 is a front elevational view of a combined christmas ornament and frame for postage stamps showing my new design;  
FIG. 2 is a rear elevational view thereof;  
FIG. 3 is a right side elevational view thereof;  
FIG. 4 is a left side elevational view thereof;  
FIG. 5 is a bottom plan view thereof; and,  
FIG. 6 is a top plan view thereof.

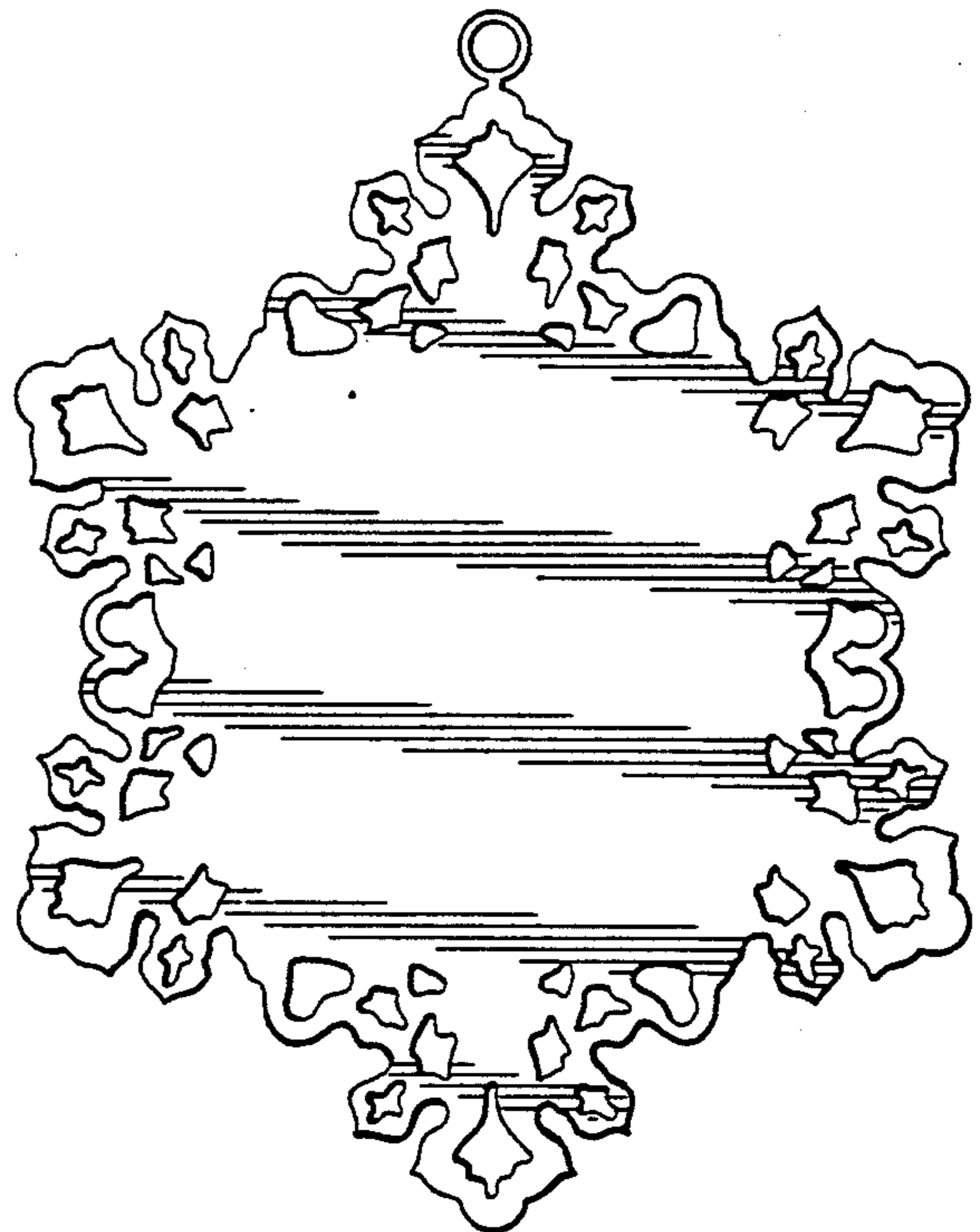



FIG. 2

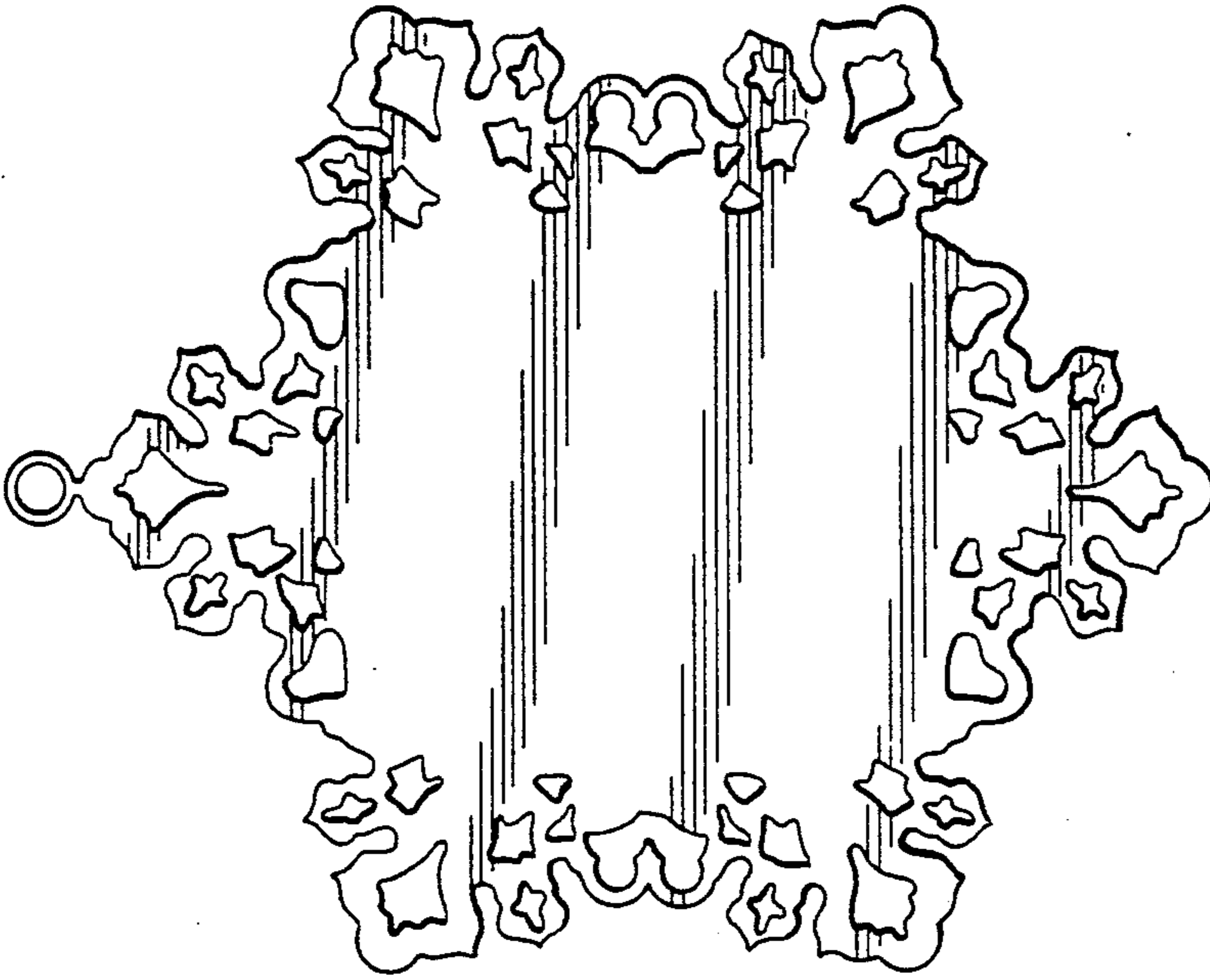


FIG. 1

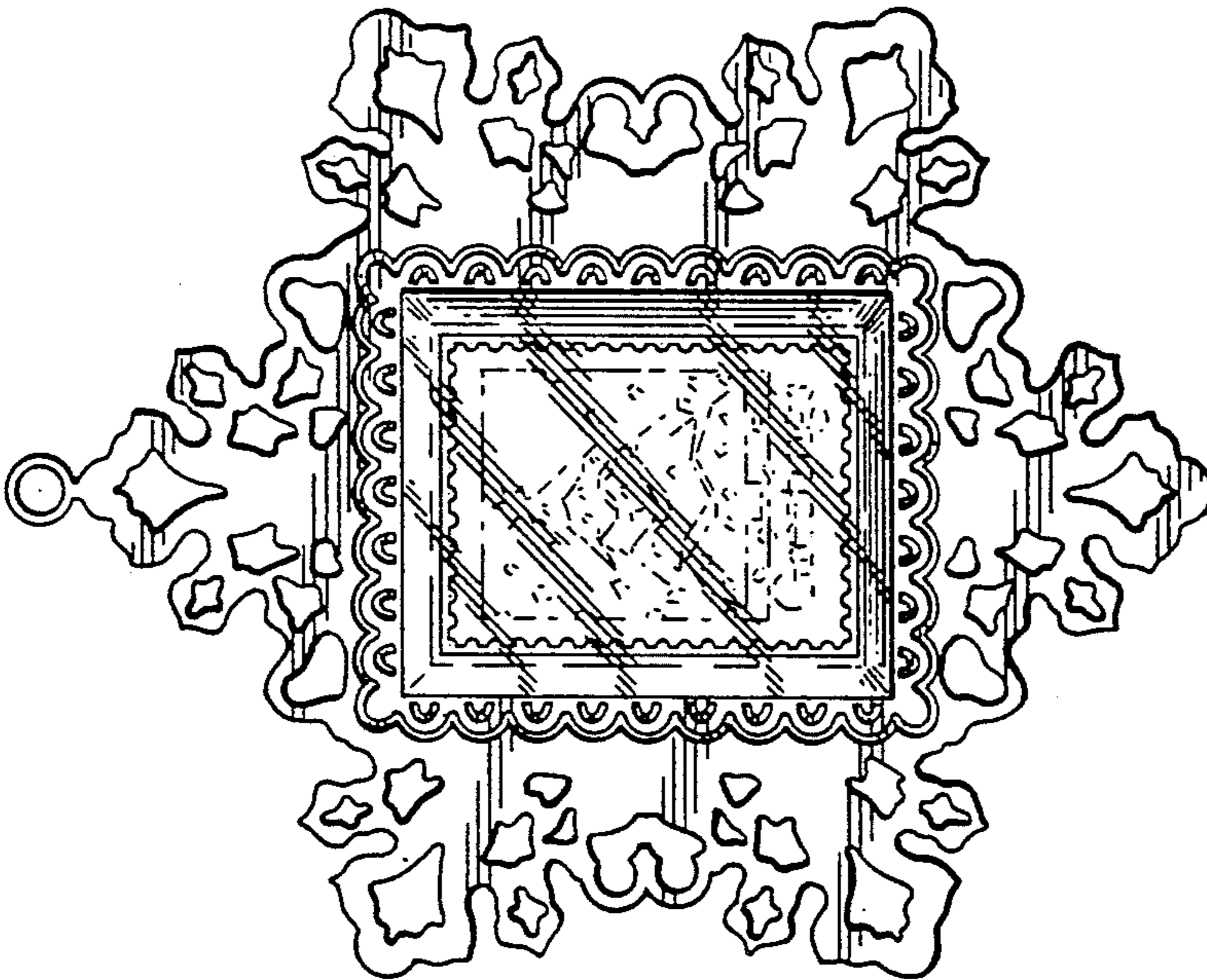


FIG. 4




FIG. 3




FIG. 6



FIG. 5

