



US00D328712S

United States Patent [19]

[11] Patent Number: **Des. 328,712**

Butler et al.

[45] Date of Patent: **** Aug. 18, 1992**

- [54] **COMBINED BOTTLE AND DISPENSING CLOSURE**
- [75] Inventors: **Michael E. Butler**, Kingston upon Thames; **Lee Burrowes**, Woking; **David V. Cann**, Nr. Chertsey, all of England
- [73] Assignee: **The Procter & Gamble Company**, Cincinnati, Ohio
- [**] Term: **14 Years**
- [21] Appl. No.: **676,222**
- [22] Filed: **Mar. 26, 1991**
- [52] U.S. Cl. **D9/526; D9/300**
- [58] Field of Search **D9/373, 375, 367, 409, D9/300; 215/1 R, 1 C; 222/206, 212, 215**

- D. 255,986 7/1980 Chang et al. D9/373
- D. 271,856 12/1983 Suhajda et al. D9/375
- D. 272,988 3/1984 Podall et al. D9/300
- D. 288,528 3/1987 Parad D9/373
- D. 323,110 1/1992 Simms et al. D9/375

Primary Examiner—Bernard Ansher
Assistant Examiner—Lucy Lieberman
Attorney, Agent, or Firm—R. C. Witte; E. L. Hughett; K. C. Johnson

[56] **References Cited**

U.S. PATENT DOCUMENTS

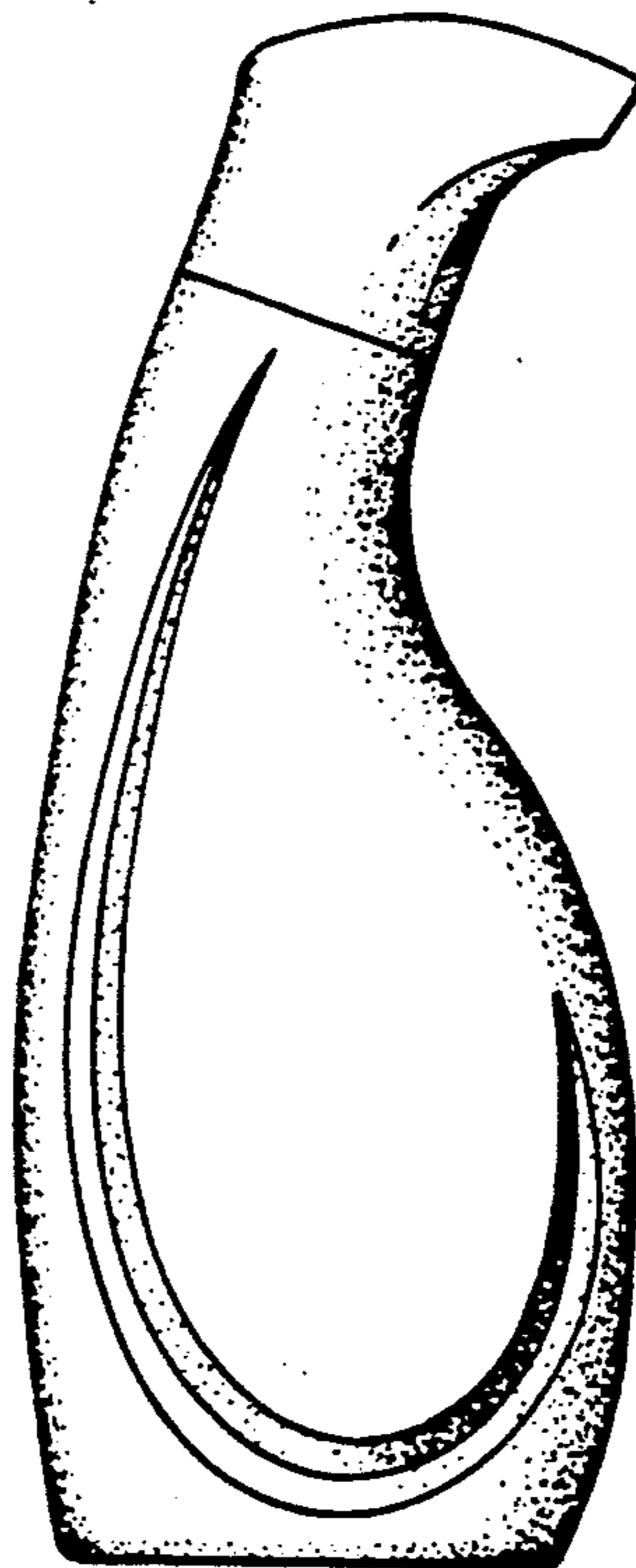
- D. 190,399 5/1961 Agin D9/409
- D. 250,601 12/1978 Pick et al. D9/373 X

[57] **CLAIM**

The ornamental design for a combined bottle and dispensing closure, as shown and described.

DESCRIPTION

FIG. 1 is a front elevational view of a combined bottle and dispensing closure showing our new design, the rear elevational view being a mirror image thereof; FIG. 2 is a left side elevational view thereof; FIG. 3 is a right side elevational view thereof; FIG. 4 is a top plan view thereof; and, FIG. 5 is a bottom plan view thereof.



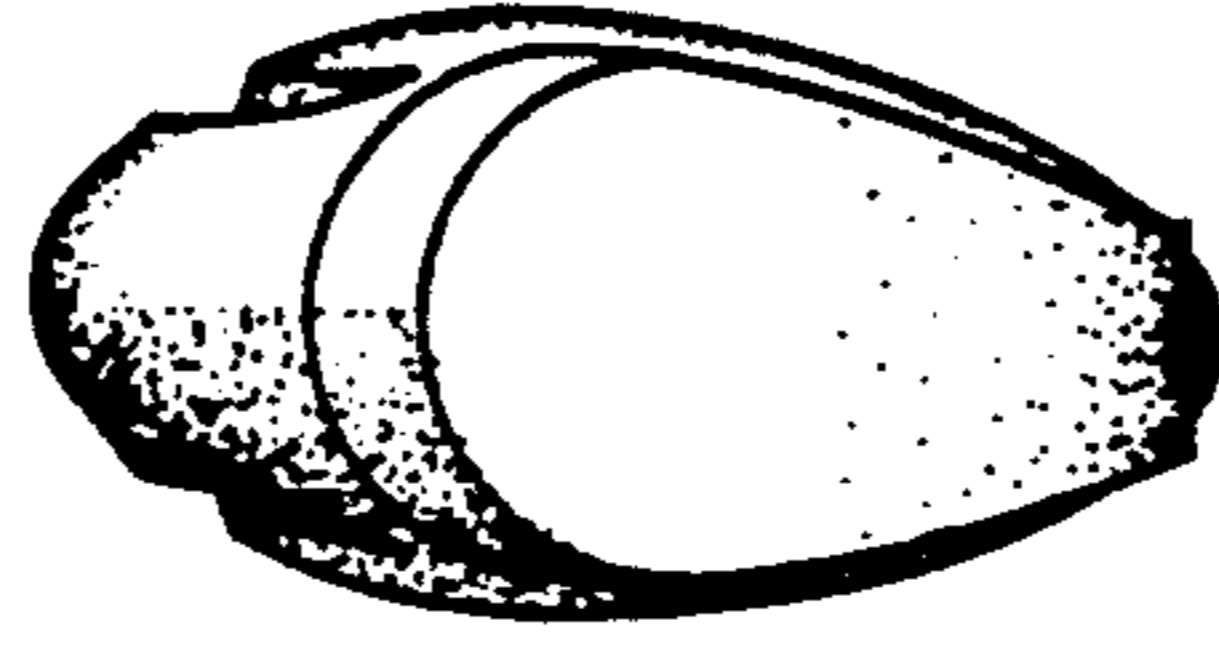


FIG. 4



FIG. 2

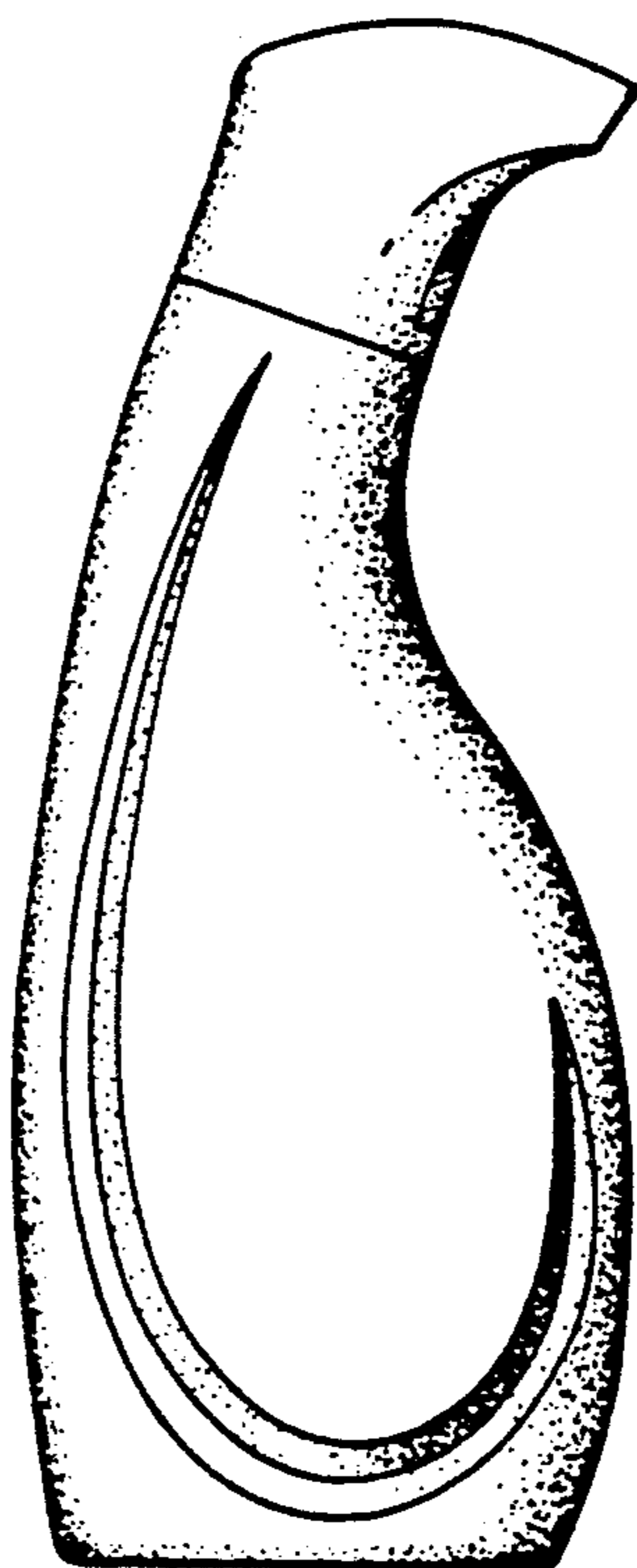


FIG. 1



FIG. 3




FIG. 5