



US00D328694S

United States Patent [19]

[11] Patent Number: **Des. 328,694**

Courrege

[45] Date of Patent: **** Aug. 18, 1992**

[54] **GAS BLOW TORCH**

[75] Inventor: **Claude Courrege, Le Haillan, France**

[73] Assignee: **Rippes S.A., France**

[**] Term: **14 Years**

[21] Appl. No.: **327,174**

[22] Filed: **Mar. 21, 1989**

[30] **Foreign Application Priority Data**

Sep. 27, 1988 [FR]	France	88 5950
[52] U.S. Cl.		D8/30
[58] Field of Search	D8/30; D15/144; 219/70,	
	219/137.2, 137.31, 136, 138, 144; 239/525, 526,	
	530, 532, 588; 431/327, 263, 329	

[56] **References Cited**

U.S. PATENT DOCUMENTS

2,348,385	5/1944	Houghton	239/530
2,981,484	4/1961	Hirsch	239/530
3,023,971	3/1962	Milhaus	239/525
3,832,520	8/1974	Glasser	219/136
4,579,318	4/1986	Keedy	D8/30
4,982,896	1/1991	Crow	239/532

OTHER PUBLICATIONS

Bernard Cat. dated Jul. 31, 1975, welding gun.
Linde cat. dated Dec. 1, 1971 welding gun.

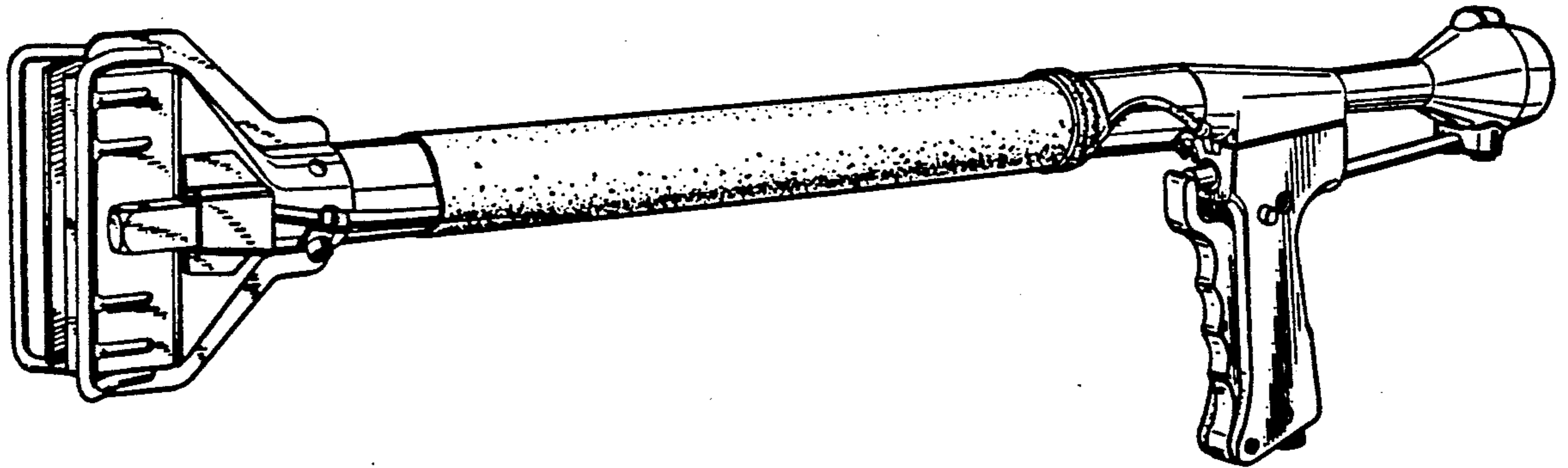
Primary Examiner—Donald P. Walsh
Assistant Examiner—J. H. Musgrove
Attorney, Agent, or Firm—William A. Drucker

[57] **CLAIM**

The ornamental design for gas blow torch, as shown.

DESCRIPTION

FIG. 1 is a front and right side perspective view of a gas blow torch showing my new design;
 FIG. 2 is a right side elevational view;
 FIG. 3 is a top perspective view;
 FIG. 4 is a top, front and right-side perspective view showing the torch head in a horizontal position;
 FIG. 5 is a right side perspective view with the torch head in a horizontal position;
 FIG. 6 is a top perspective view with the torch head in a horizontal position;
 FIG. 7 is a rear and left side perspective view with the torch head in a horizontal position; and,
 FIG. 8 is a front, top and right side perspective view with the torch head in the horizontal position thereof.






FIG. 1

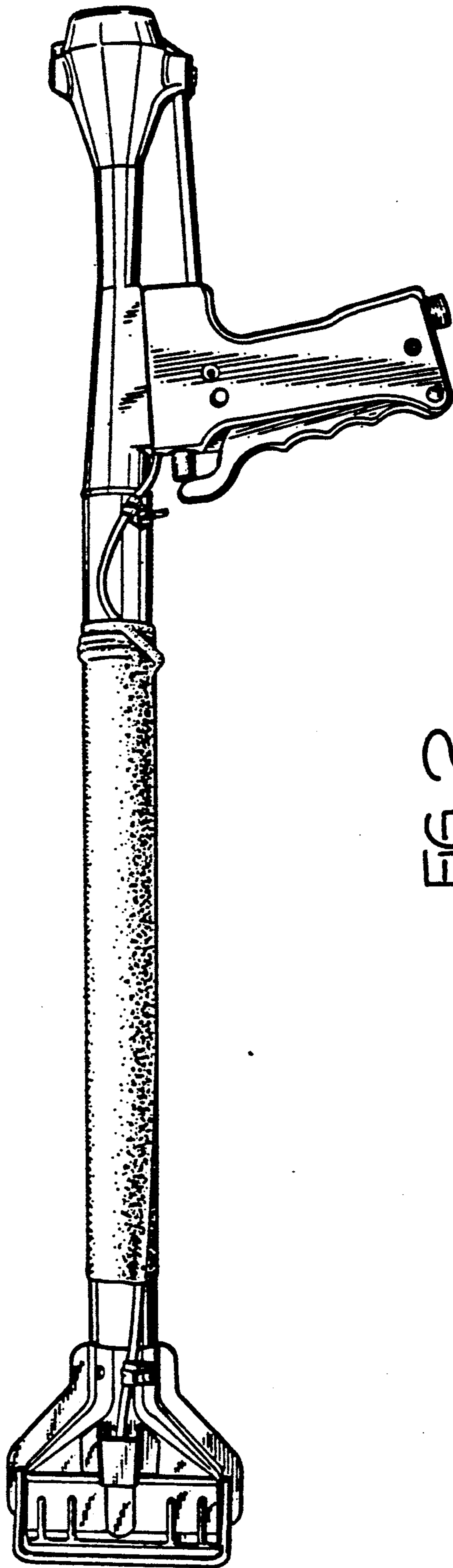


FIG. 2




FIG. 3

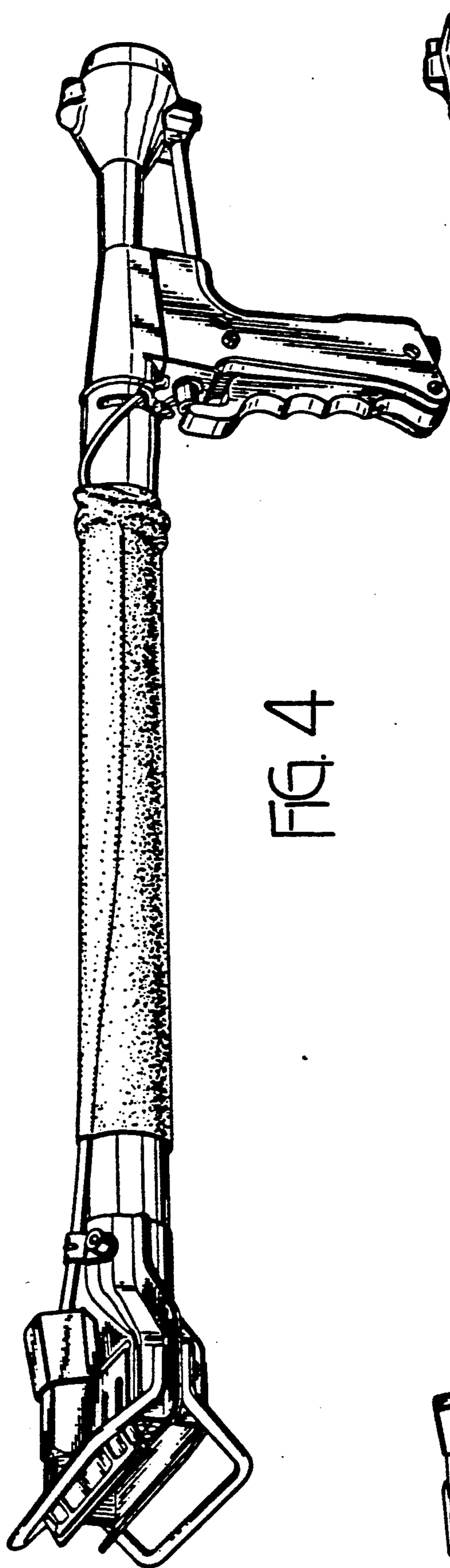


FIG. 4

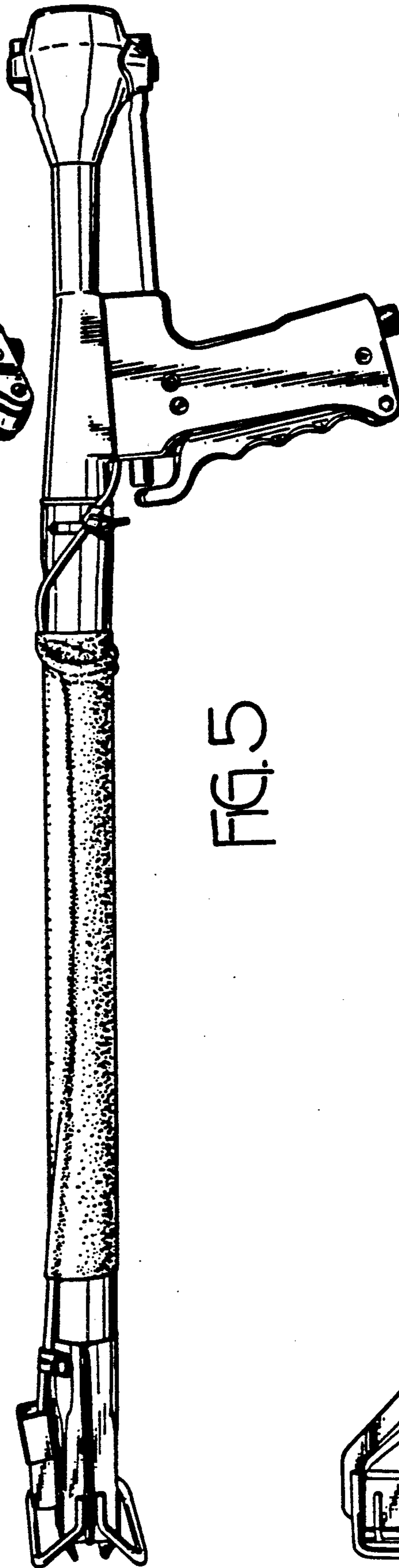


FIG. 5




FIG. 6

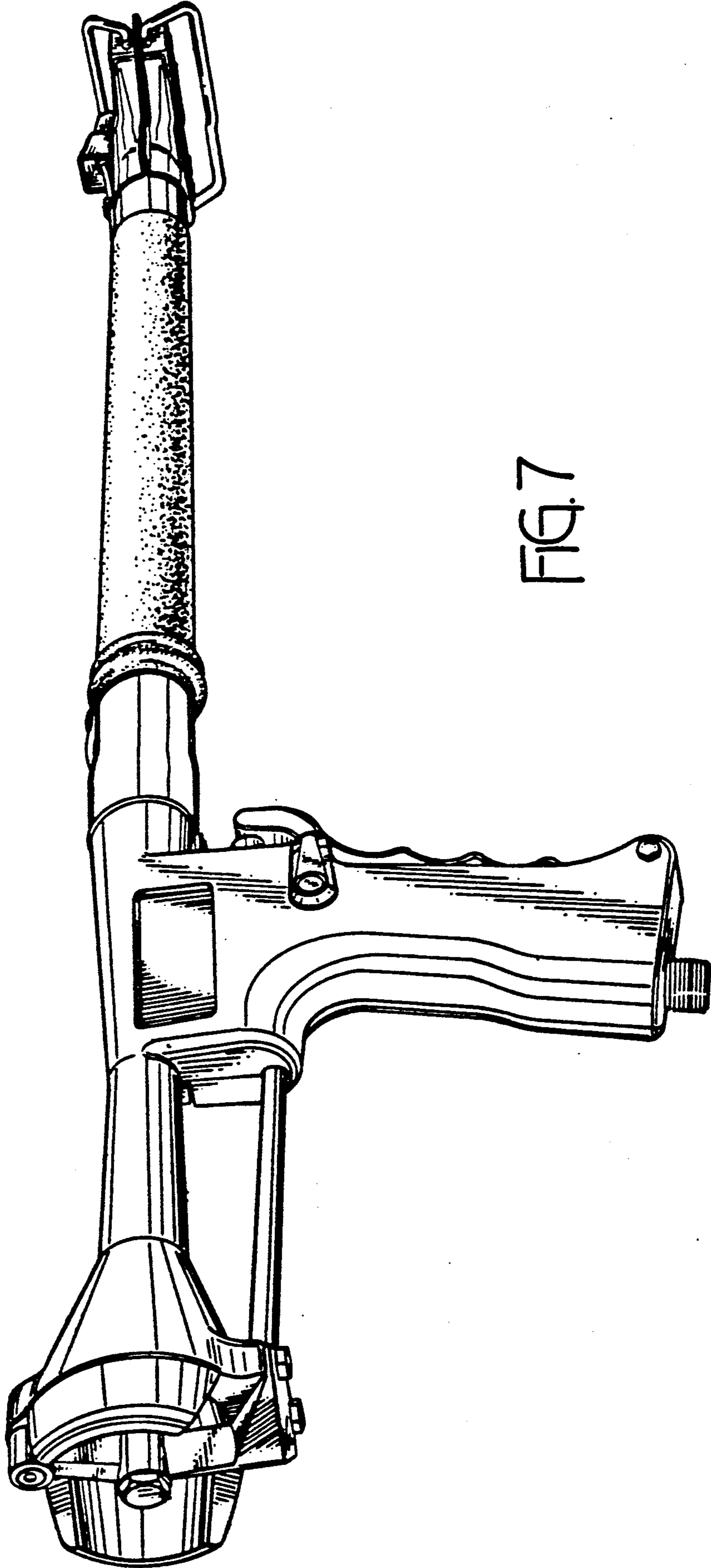


FIG. 7

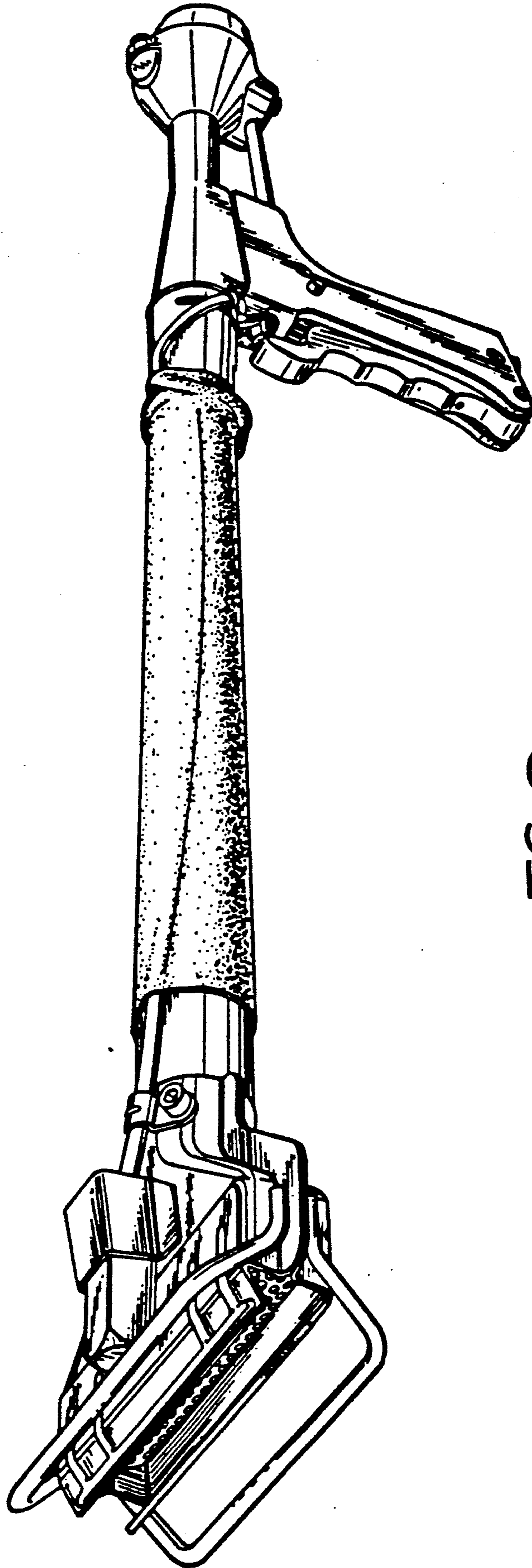


FIG. 8