



US00D328691S

United States Patent [19]

[11] Patent Number: **Des. 328,691**

Ancona et al.

[45] Date of Patent: **** Aug. 18, 1992**

[54] **HOLDER FOR A GRATER OR THE LIKE**

[56] **References Cited**

[75] Inventors: **Bruce Ancona; Jane Ancona**, both of New York City, N.Y.

U.S. PATENT DOCUMENTS

D. 248,019 5/1978 Scheid D10/46.2
3,825,049 7/1974 Swett et al. D7/678 X
4,656,936 4/1987 Bardon 241/273.1 X

[73] Assignee: **M. Kamenstein, Inc.**, White Plain, N.Y.

Primary Examiner—Terry A. Pfeffer
Attorney, Agent, or Firm—James A. Drobile; Robert E. Rosenthal; Robert A. Koons, Jr.

[**] Term: **14 Years**

[57] **CLAIM**

[21] Appl. No.: **564,711**

The ornamental design for a holder for a grater or the like, as shown.


[22] Filed: **Aug. 10, 1990**

DESCRIPTION

Related U.S. Application Data

[63] Continuation-in-part of Ser. No. 540,891, Jun. 22, 1990.
[52] U.S. Cl. **D7/678; D7/637**
[58] Field of Search **D7/637, 641, 669, 678, D7/368; D10/46.2; 206/216; 220/94 A; 241/273.1, 273.4**

FIG. 1 is a perspective view of a holder for a grater or the like showing our new design;
FIG. 2 is a front elevational view thereof;
FIG. 3 is a right side elevational view thereof;
FIG. 4 is a rear elevational view thereof;
FIG. 5 is a top plan view thereof; and,
FIG. 6 is a bottom plan view thereof.



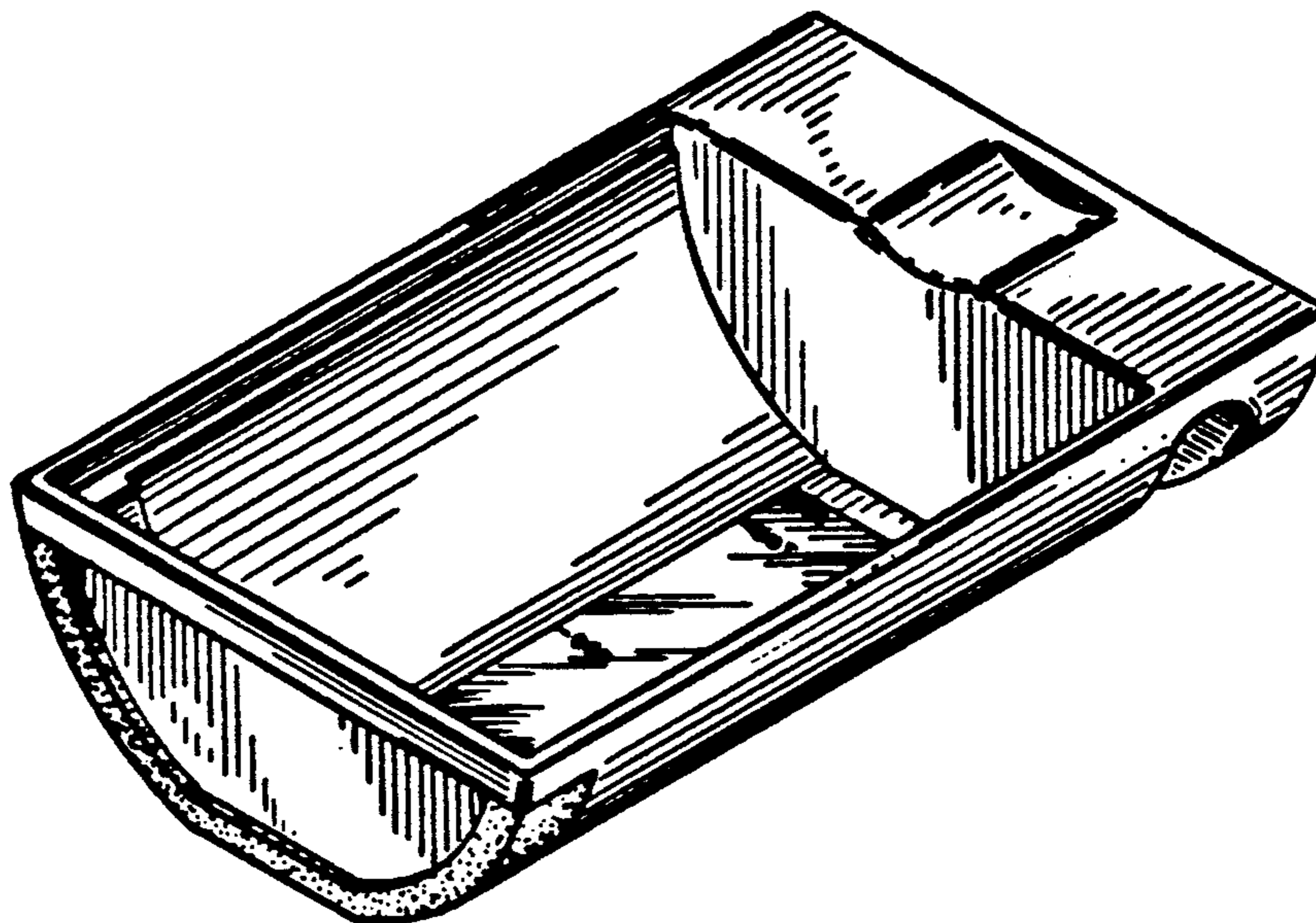


Fig. 1




Fig. 2




Fig. 3

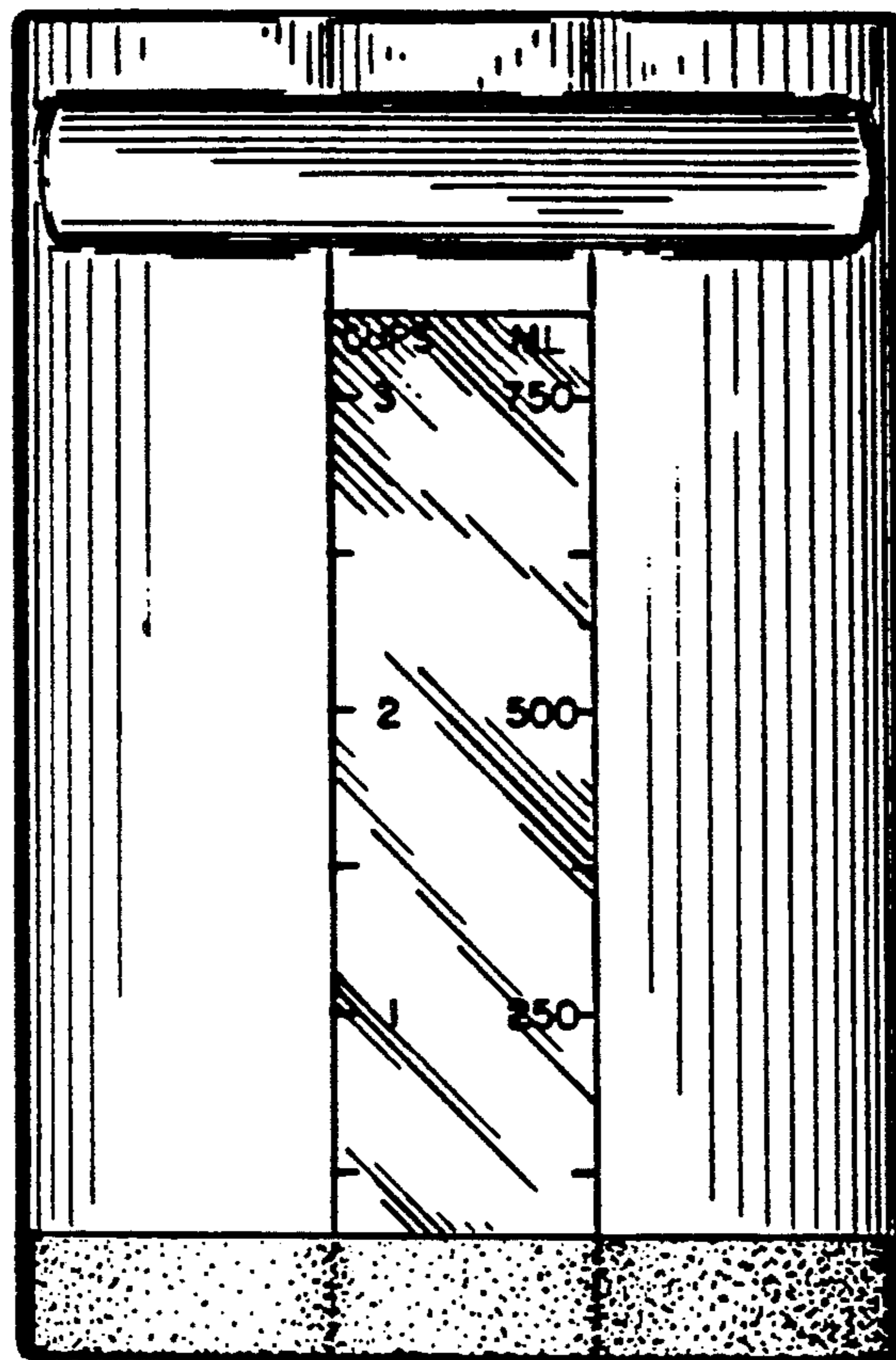


Fig. 4



Fig. 5



Fig. 6