



US00D328688S

# United States Patent [19]

[11] Patent Number: Des. 328,688

Palmer et al.

[45] Date of Patent: \*\* Aug. 18, 1992

[54] GOLF BAG MUG

D. 323,242 1/1991 Costello ..... D3/37  
3,891,130 6/1975 Brennan ..... D3/37 X

[75] Inventors: Ross T. L. Palmer; Paul E. Kasler,  
both of Lancaster, Ohio

Primary Examiner—Donald P. Walsh  
Assistant Examiner—M. N. Pandozzi  
Attorney, Agent, or Firm—Wood, Herron & Evans

[73] Assignee: Anchor Hocking Corporation,  
Lancaster, Ohio

[\*\*] Term: 14 Years

### [57] CLAIM

[21] Appl. No.: 572,248

The ornamental design of a golf bag mug, as shown and described.

[22] Filed: Aug. 27, 1990

[52] U.S. Cl. .... D7/511; D7/514

[58] Field of Search ..... D7/511, 519, 515, 514,  
D7/509, 516; D3/37, 99, 36


### DESCRIPTION

### [56] References Cited

#### U.S. PATENT DOCUMENTS

- D. 36,926 5/1904 Aronson ..... D7/515 X
- D. 69,815 4/1926 Bultman ..... D7/511 X
- D. 146,540 4/1947 Gmeindl ..... D7/519 X
- D. 172,409 6/1954 Warsager ..... D7/519
- D. 221,269 7/1971 Evans ..... D7/511 X
- D. 236,310 8/1975 Yamato et al. .... D7/514
- D. 301,002 5/1989 Kalamaras et al. .... D7/515
- D. 301,003 5/1987 Burns ..... D7/515
- D. 312,045 11/1990 Killingsworth, III ..... D7/511 X

FIG. 1 is a front elevation of a golf bag mug showing our new design, the cover being in place and the rear elevation being a mirror image thereof;  
 FIG. 2 is a right side elevation thereof;  
 FIG. 3 is a left side elevation thereof;  
 FIG. 4 is a top plan thereof;  
 FIG. 5 is a bottom plan thereof;  
 FIG. 6 is a front elevation of the golf bag mug without the cover, the rear elevation being a mirror image thereof;  
 FIG. 7 is a right side elevation thereof;  
 FIG. 8 is a left side elevation thereof; and,  
 FIG. 9 is a top plan, the bottom plan being identical to FIG. 5.






FIG. 1

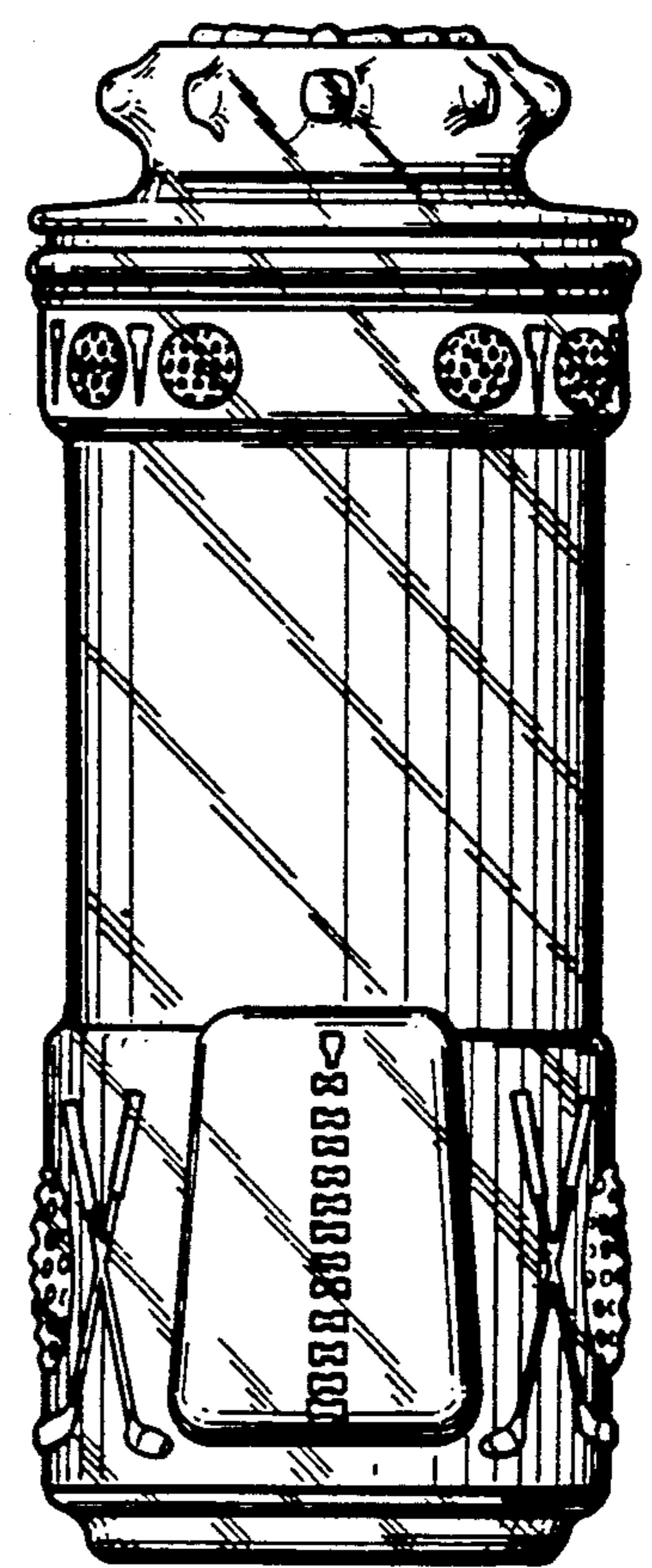


FIG. 2

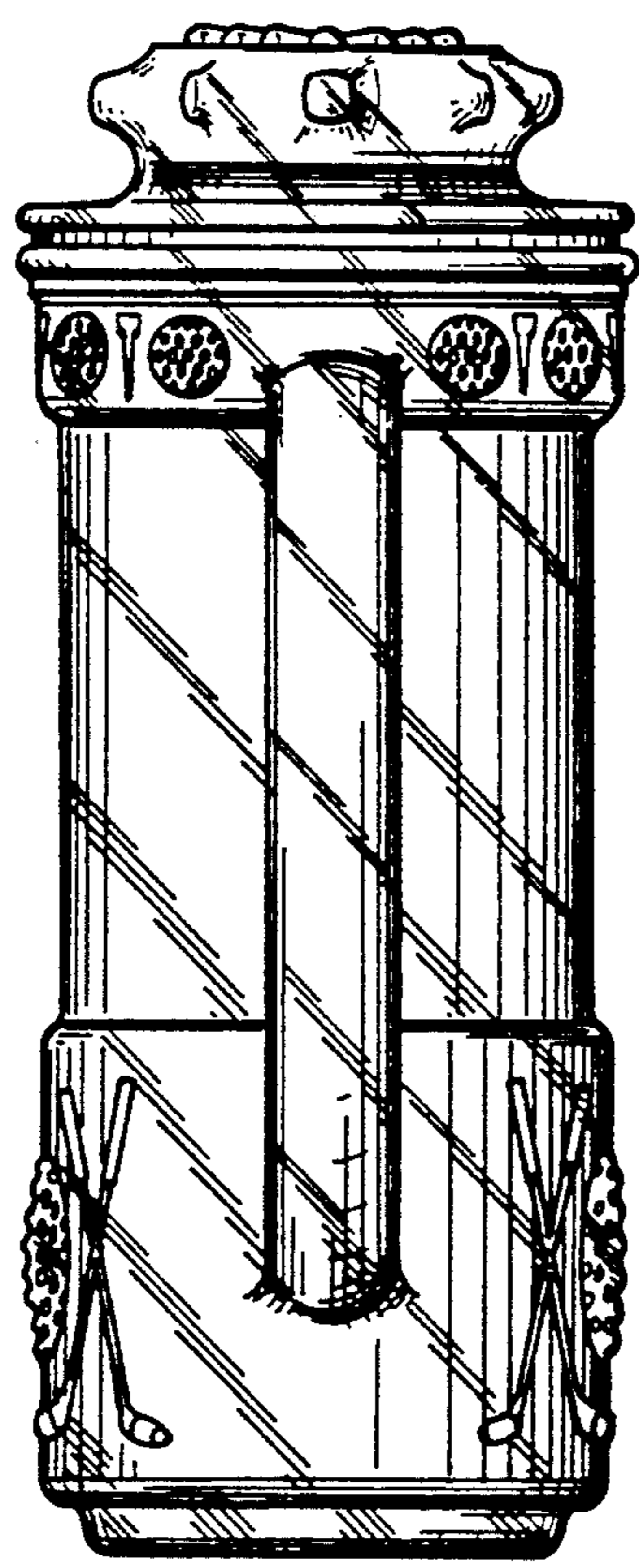


FIG. 3




FIG. 4

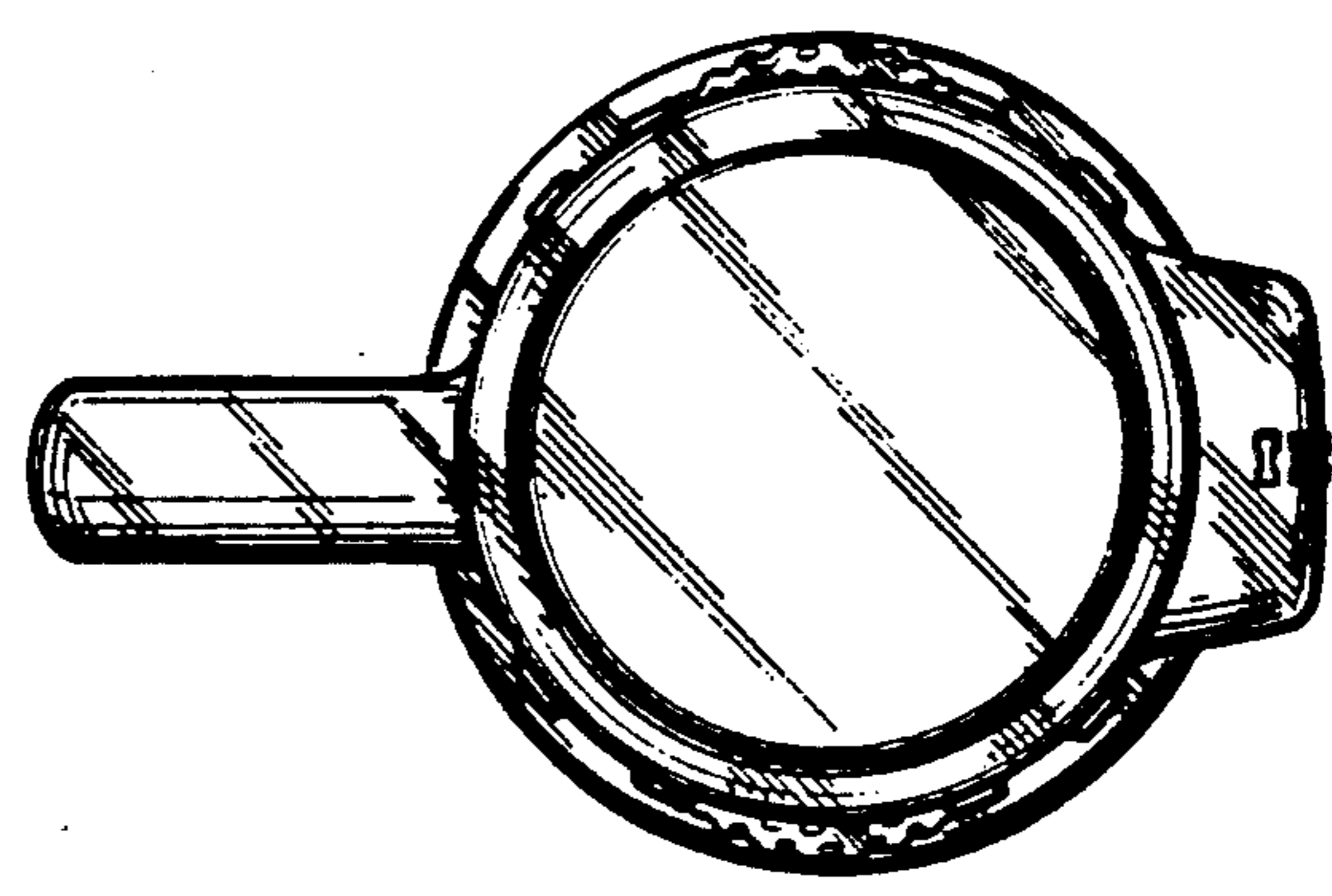


FIG. 5

