



US00D328673S

United States Patent [19]

[11] Patent Number: **Des. 328,673**

Barfield

[45] Date of Patent: **** Aug. 18, 1992**

[54] **COMBINED TABLE AND LAMP UNIT**

D. 254,882	5/1980	Kempf	D6/326
134,387	12/1872	Magee	312/228 X
2,901,307	8/1959	Moore	D6/480 X
3,297,375	1/1967	Reeves	312/117

[76] Inventor: **Jesse Barfield**, 4208 Canterwood Dr., Houston, Tex. 77068

[**] Term: **14 Years**

FOREIGN PATENT DOCUMENTS

[21] Appl. No.: **395,416**

1353012 1/1964 France 108/23

[22] Filed: **Aug. 17, 1989**

Primary Examiner—Nelson C. Holtje

[52] U.S. Cl. **D6/399; D6/436; D6/442**

Assistant Examiner—Janice E. Seeger

Attorney, Agent, or Firm—Pravel, Gambrell, Hewitt, Kimball & Kreiger

[58] Field of Search **D6/480, 482, 484, 486, D6/511, 442, 436, 440, 445, 448, 447, 397, 399; D26/58; 108/23-25, 6; 312/194, 196, 238, 117; D30/104; D23/286, 288, 272**

[57] CLAIM

The ornamental design for a combined table and lamp unit, as shown.

[56] References Cited

DESCRIPTION

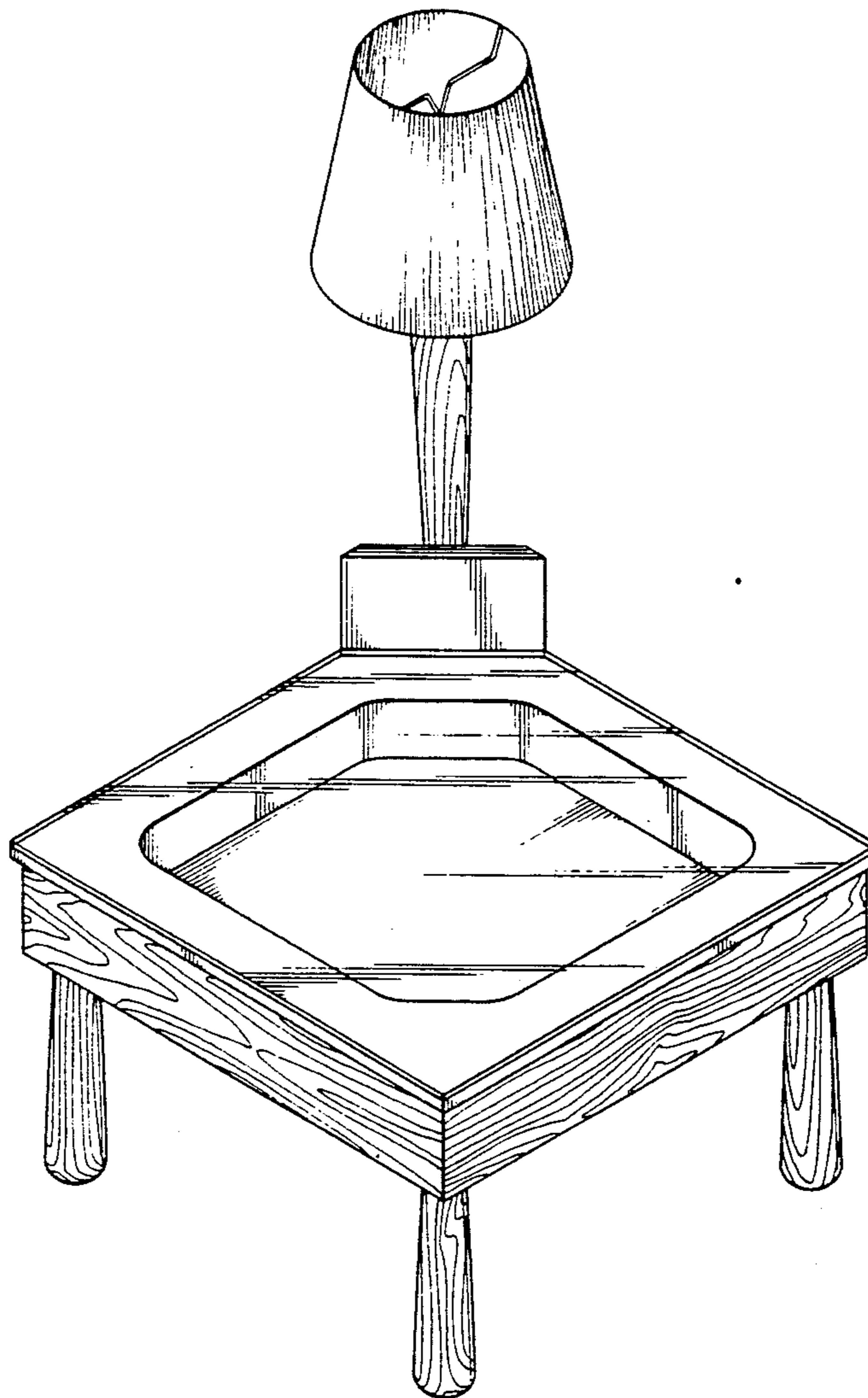
U.S. PATENT DOCUMENTS

D. 76,319	9/1928	Noggins	D6/399
D. 134,686	12/1942	Waltman	D6/484 X
D. 250,362	11/1978	Williams	D6/399 X

FIG. 1 is a top perspective view of a combined table and lamp unit, showing my new design;

FIG. 2 is a bottom perspective view thereof; and,

FIG. 3 is a front elevational view thereof.



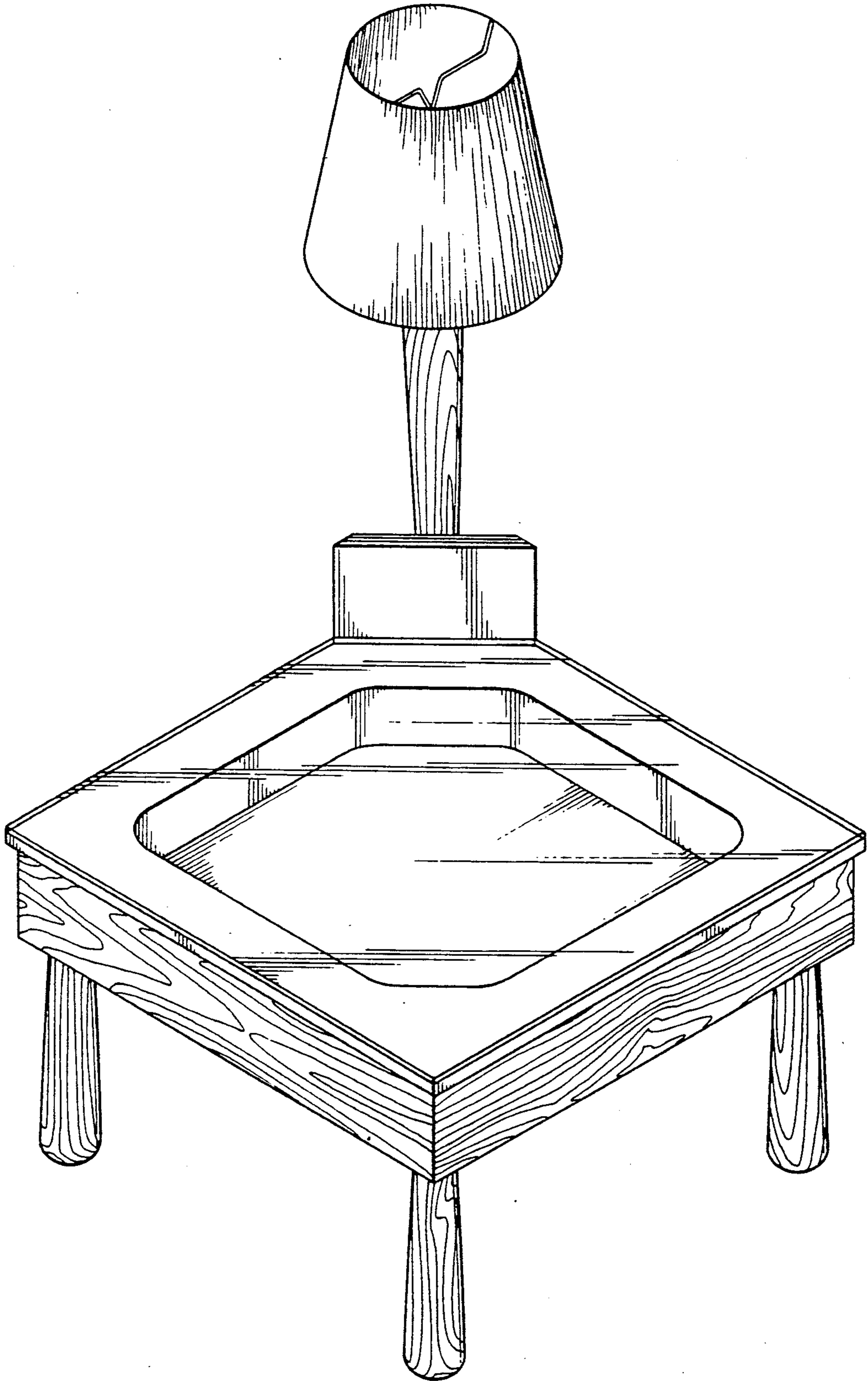


FIG.1

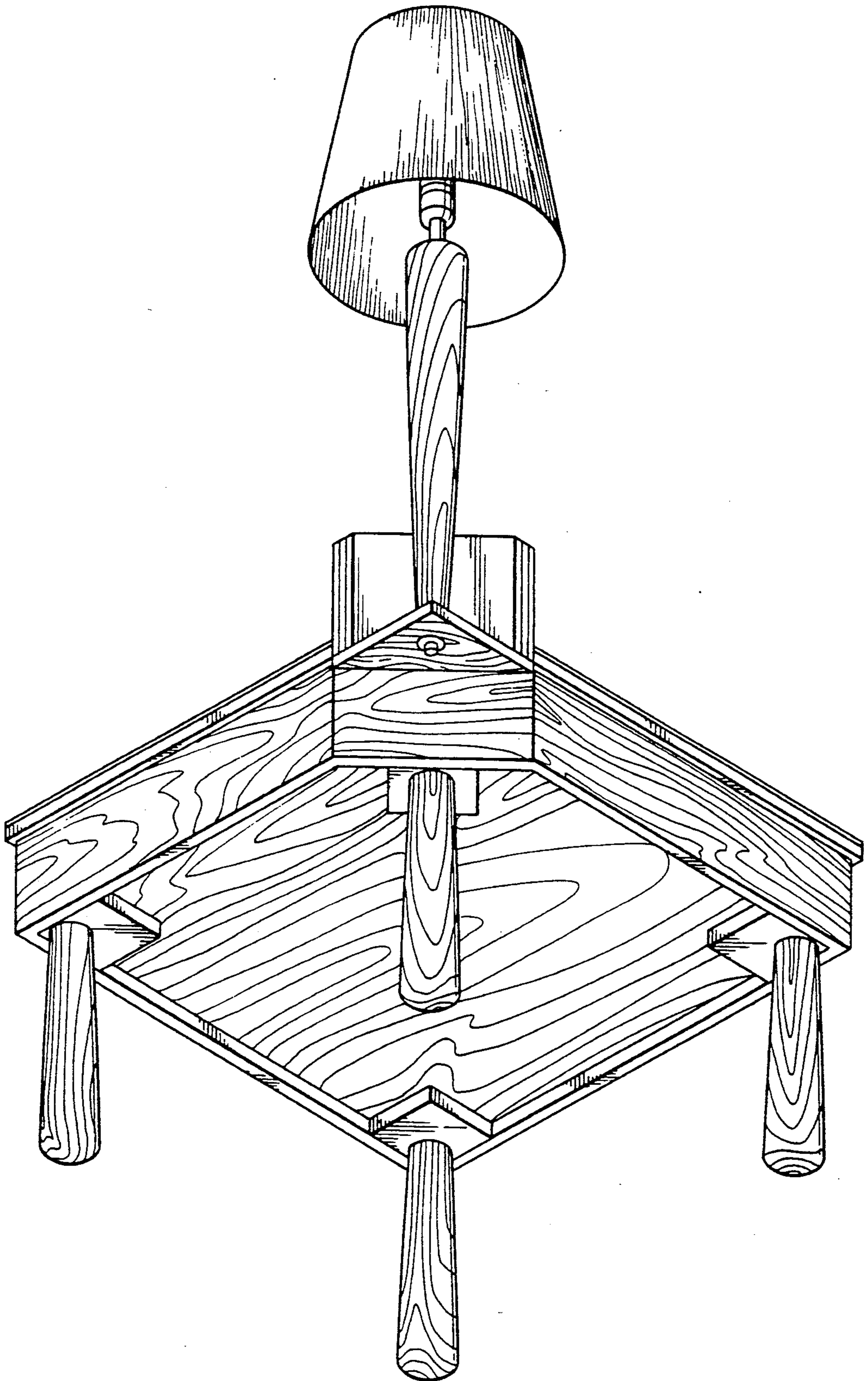


FIG. 2




FIG. 3