



US00D328665S

# United States Patent [19]

[11] Patent Number: Des. 328,665

McNaughton

[45] Date of Patent: \*\* Aug. 18, 1992

[54] BLANKET

[76] Inventor: Elaine M. McNaughton, 5210 - 37th Street, Lloydminster, Alberta, Canada, T9V 1T2

[\*\*] Term: 14 Years

[21] Appl. No.: 569,165

[22] Filed: Aug. 17, 1990

[52] U.S. Cl. .... D2/25; D6/595; D6/598; D6/603

[58] Field of Search ..... D6/595-596, D6/597, 598, 602-603; D2/25; 5/413, 417-420, 482

[56] **References Cited**

**U.S. PATENT DOCUMENTS**

D. 226,469	3/1973	Hurd	.....	D6/598
D. 269,658	7/1983	Bor	.....	D2/25
D. 271,071	10/1983	Koether	.....	D6/598
D. 289,820	5/1987	Paik et al.	.....	D2/25
3,579,675	5/1971	Scheer	.....	D2/25 X
4,236,263	12/1980	Allee	.....	5/413

Primary Examiner—Brian N. Vinson  
Attorney, Agent, or Firm—H. Jay Spiegel

[57] **CLAIM**

The ornamental design for a blanket, as shown and described.

**DESCRIPTION**

FIG. 1 is a top, front, and right side perspective view of a blanket showing my new design, the broken-line disclosure of a child being for illustrative purposes only and forming no part of the claimed design;

FIG. 2 is a reduced front elevational view thereof, shown in a flattened condition;

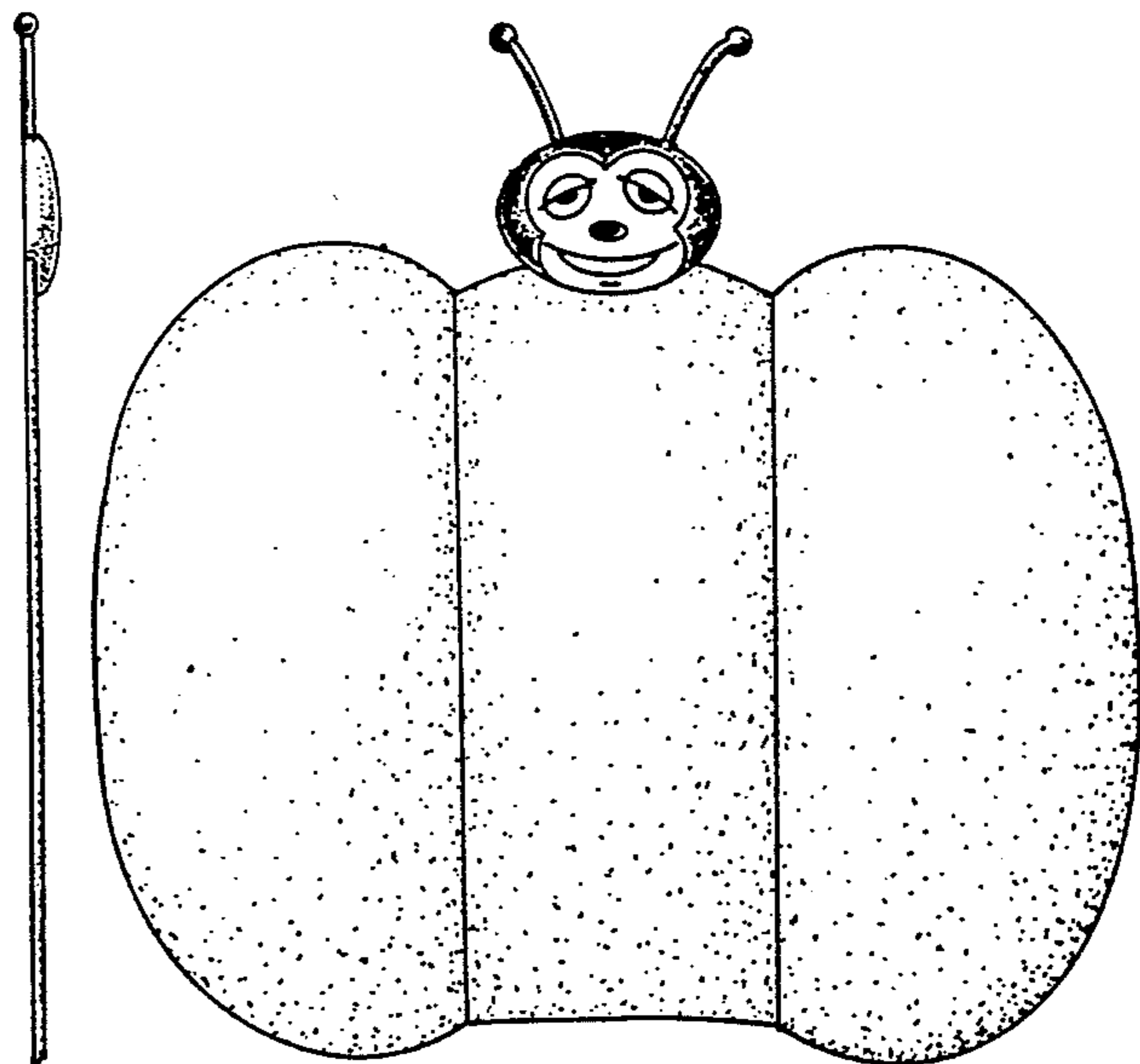
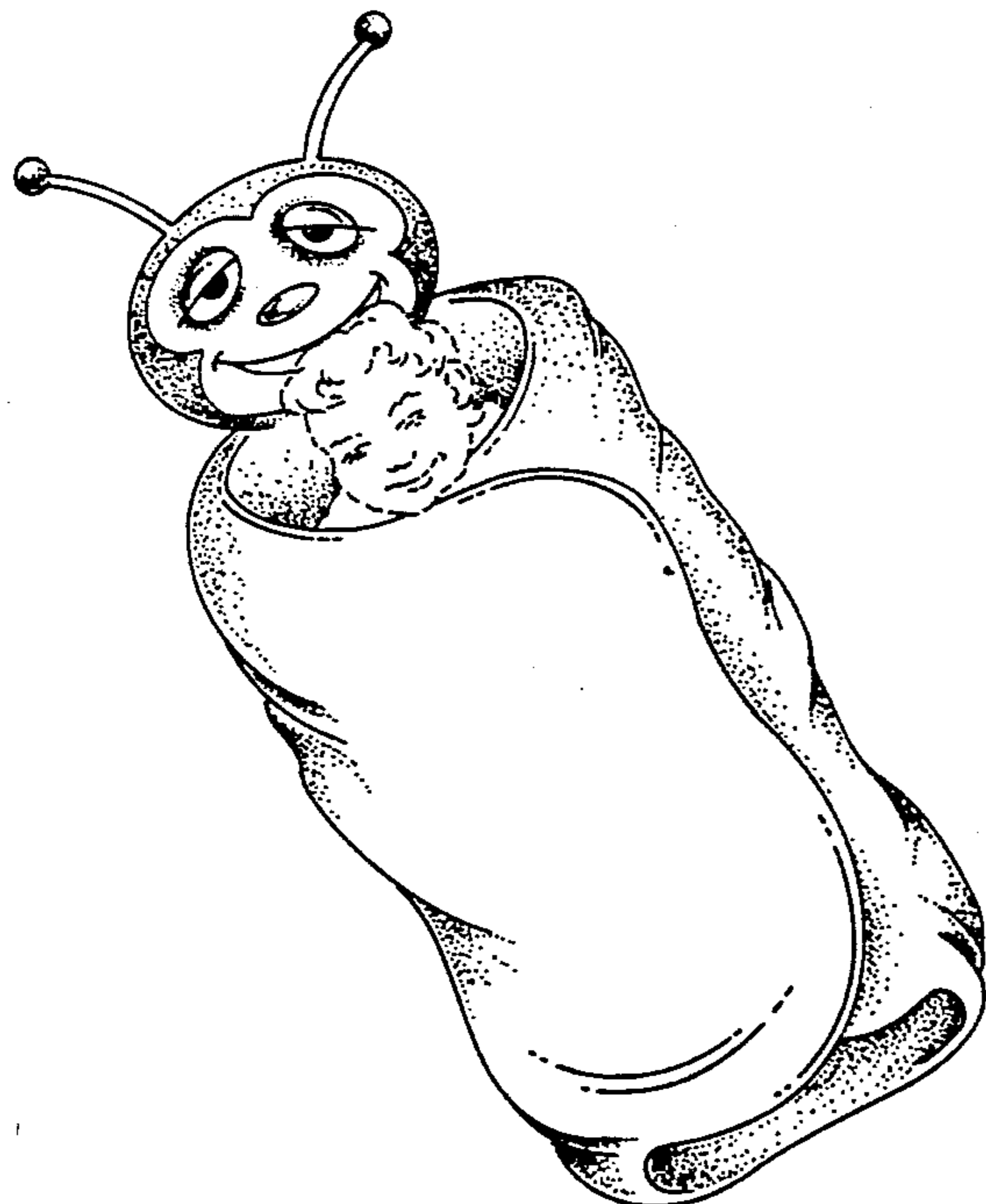
FIG. 3 is a reduced rear elevational view thereof, shown in a flattened condition;

FIG. 4 is a reduced left side elevational view thereof, shown in a flattened condition;

FIG. 5 is a reduced top plan view thereof; shown in a flattened condition;

FIG. 6 is a reduced bottom plan view thereof, shown in a flattened condition; and,

FIG. 7 is a reduced right side elevational view thereof, shown in a flattened condition.



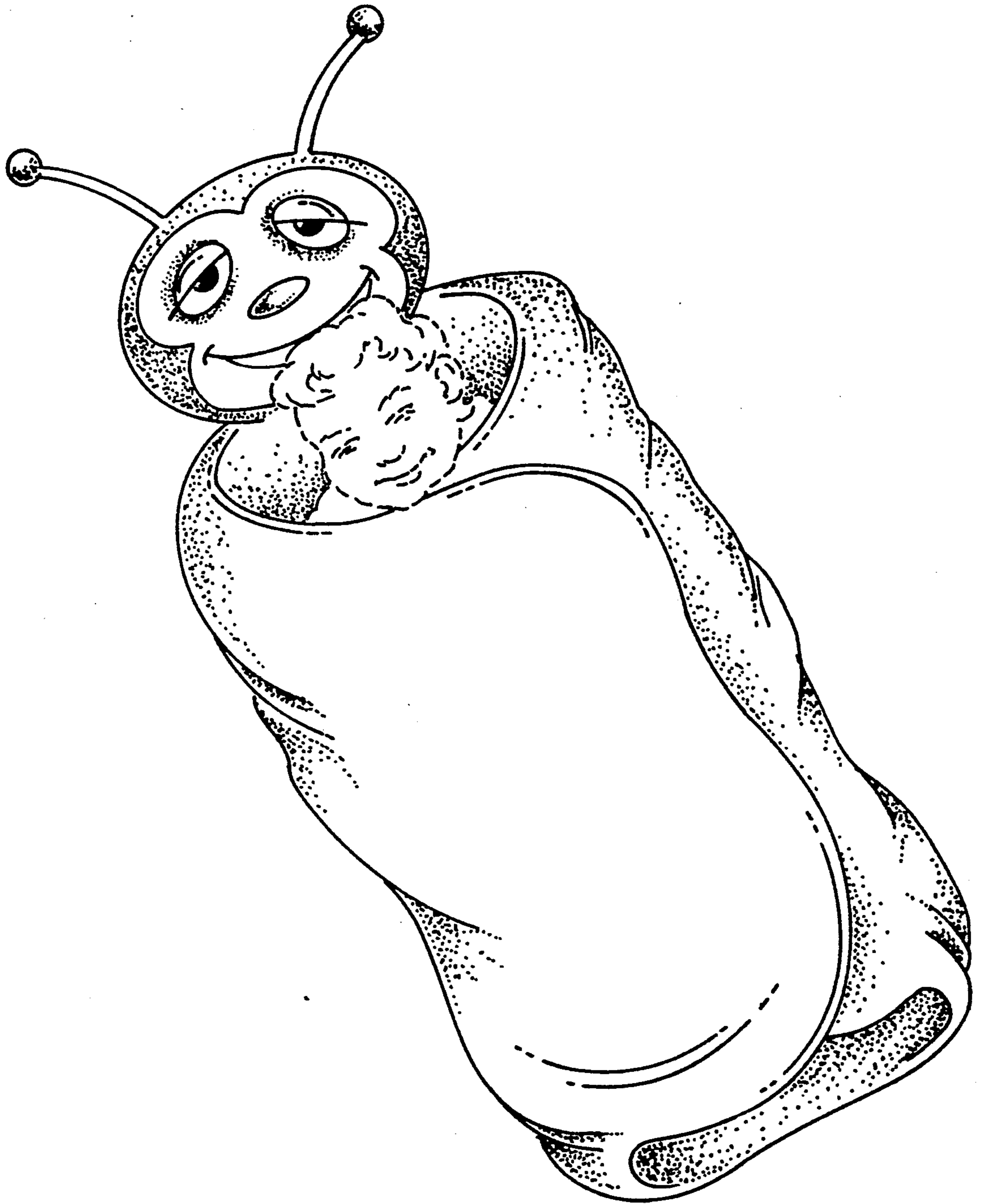


FIG. 1

FIG.5




FIG.2

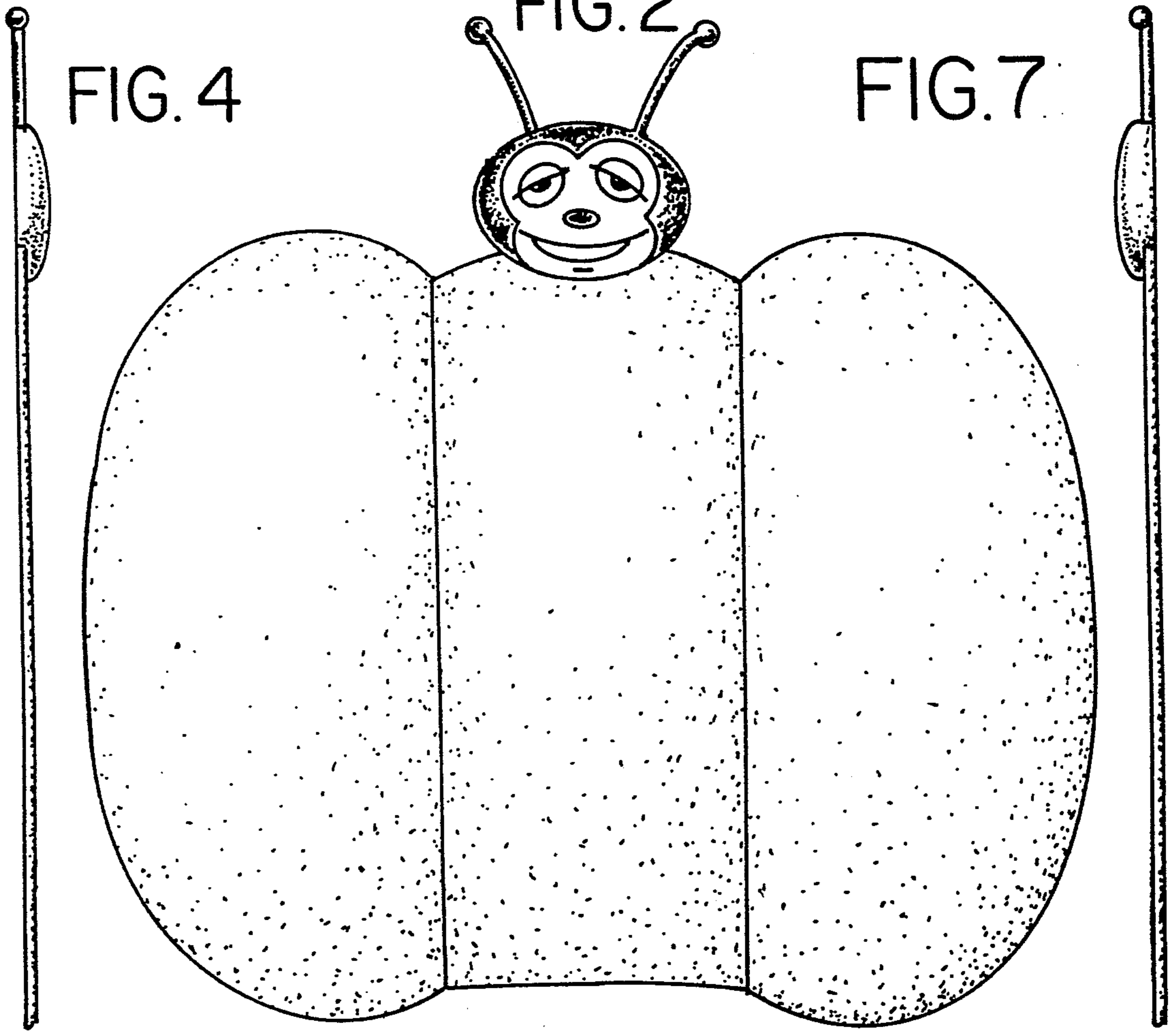


FIG.4

FIG.7

FIG.6



FIG. 3

