



US00D328652S

# United States Patent [19]

[11] Patent Number: **Des. 328,652**

Lunderman et al.

[45] Date of Patent: **\*\* Aug. 11, 1992**

[54] **NAIL MANICURING IMPLEMENT**

[75] Inventors: **William Lunderman; Bonnie M. Corwin**, both of New York, N.Y.

[73] Assignee: **Revlon, Inc.**, New York, N.Y.

[\*\*] Term: **14 Years**

[21] Appl. No.: **536,260**

[22] Filed: **Jun. 11, 1990**

[52] U.S. Cl. .... **D28/57**

[58] Field of Search ..... **D28/9, 56-59, D28/62; D8/14, 90, 94, 105, 107, DIG. 4-DIG. 7; D19/53; D32/35; 132/73, 73.5, 75.3, 75.6; 15/104 R, 424-426, 428**

[56] **References Cited**

**U.S. PATENT DOCUMENTS**

D. 147,593	9/1947	Lipic .....	D8/102
D. 246,000	10/1977	Yacos .....	D28/57
D. 249,772	10/1978	Amiot .....	D8/14
D. 291,374	8/1987	Korper .....	D28/57
D. 308,735	6/1990	Cane et al. ....	D28/57
3,339,562	9/1967	Rowe .....	132/76.5

**FOREIGN PATENT DOCUMENTS**

537884 5/1955 Belgium ..... 15/104 R

*Primary Examiner*—Bernard Ansher  
*Assistant Examiner*—C. Tuttle  
*Attorney, Agent, or Firm*—Julie Blackburn

[57] **CLAIM**

The ornamental design for a nail manicuring implement, as shown and described.

**DESCRIPTION**

FIG. 1 is a perspective view of a nail manicuring implement showing our new design;  
FIG. 2 is a top plan view thereof;  
FIG. 3 is a bottom plan view thereof;  
FIG. 4 is a side elevational view thereof;  
FIG. 5 is an elevational view of the side opposite that shown in FIG. 4;  
FIG. 6 is an end elevational view seen from the right of FIG. 4; and,  
FIG. 7 is an end elevational view seen from the left of FIG. 4.

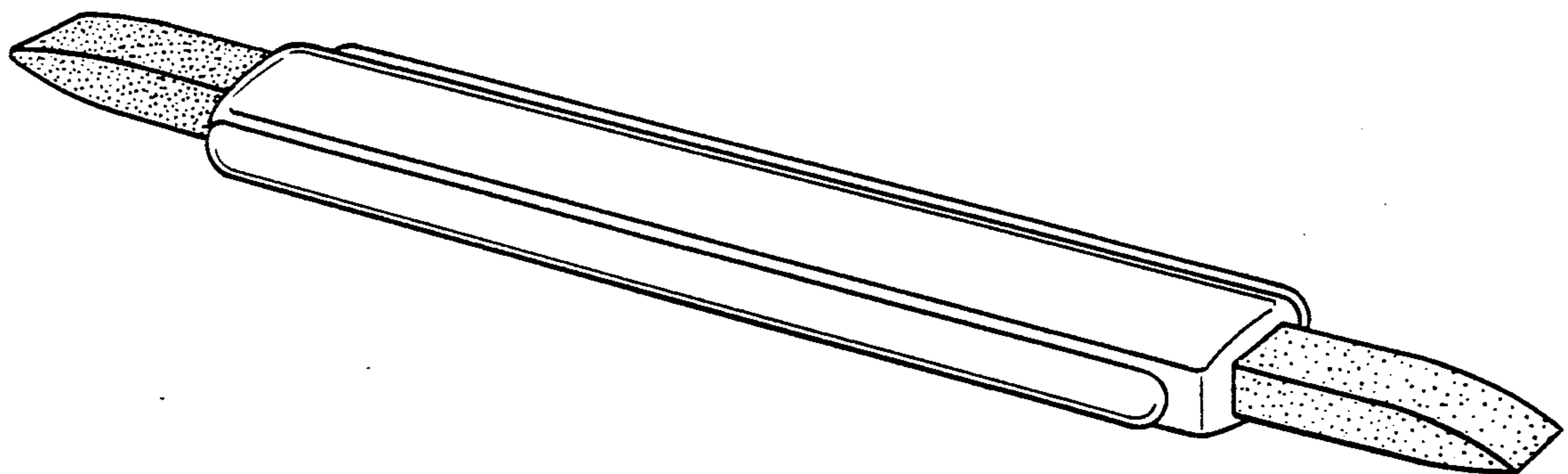


Fig. 1

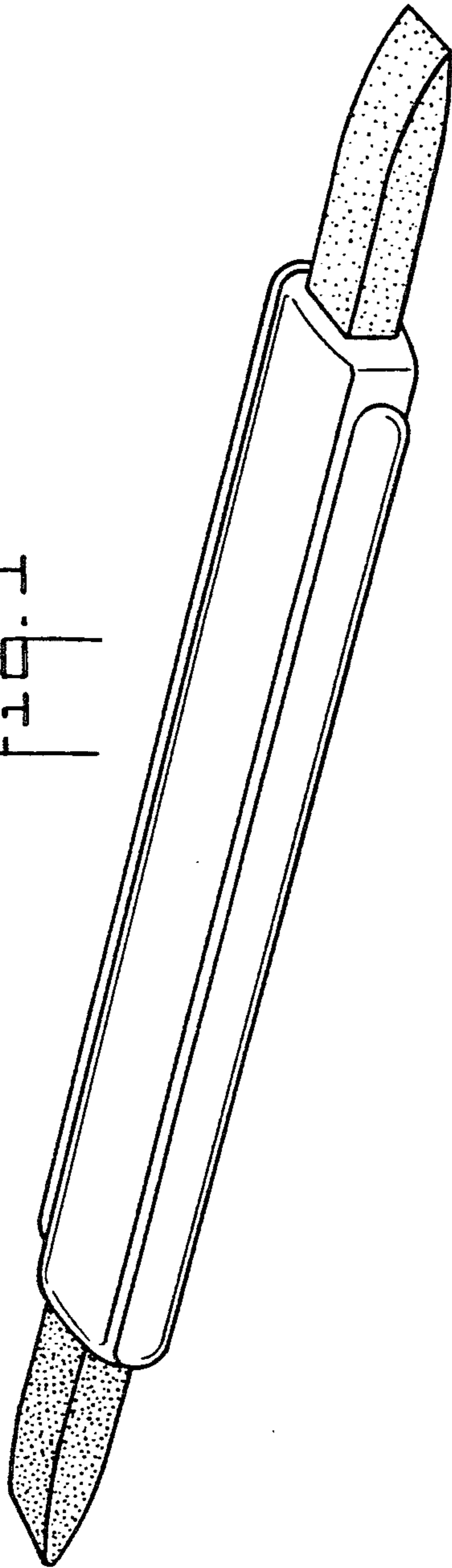


Fig. 2




Fig. 3

