



US00D328605S

United States Patent [19]

[11] Patent Number: **Des. 328,605**

Bohannan et al.

[45] Date of Patent: **** Aug. 11, 1992**

[54] **INDEXABLE INSERT FOR THREAD CUTTING AND SLOTTING**

[76] Inventors: **Richard D. Bohannan**, Eriksberg
4038, S-777 00 Smedjebacken; **Reinar Schmidt**, Gunäs, S-771 00 Ludvika,
both of Sweden

[**] Term: **14 Years**

[21] Appl. No.: **442,687**

[22] Filed: **Nov. 29, 1989**

[30] **Foreign Application Priority Data**

May 31, 1989 [SE] Sweden 89-1319

[52] **U.S. Cl.** **D15/139**

[58] **Field of Search** **D3/18; D15/78, 138-140; 223/102-104; 407/90, 107, 110, 113, 114, 117**

[56] **References Cited**

U.S. PATENT DOCUMENTS

D. 275,760	10/1984	Cochran	D15/139
D. 284,011	5/1986	Pano	D15/139
4,028,782	6/1977	Stansak	407/113
4,340,325	7/1982	Gowanbock	D15/139
4,722,642	2/1988	Musacchia, Jr.	407/107

4,776,733	10/1988	Pettersson	407/114
4,832,541	5/1989	Noguchi et al.	407/114
4,848,199	7/1989	Kelm	407/90
4,890,961	1/1990	Carl et al.	407/107
4,992,007	2/1991	Latran	407/114

OTHER PUBLICATIONS

Morse Cutting Tools Division, Brochure, p. 1, all of the carbide cutting tools.

Primary Examiner—James M. Gandy
Assistant Examiner—Melody Brown
Attorney, Agent, or Firm—Watson, Cole, Grindle & Watson

[57] **CLAIM**

The ornamental design for an indexable insert for thread cutting and slotting, as shown.

DESCRIPTION

FIG. 1 is a side elevational view of an indexable insert for thread cutting and slotting, showing our new design; FIG. 2 is a front elevational view thereof; FIG. 3 is an opposite side elevational view thereof; FIG. 4 is a bottom plan view thereof; FIG. 5 is a top plan view thereof; and, FIG. 6 is a rear elevational view thereof.



FIG. 1




FIG. 2

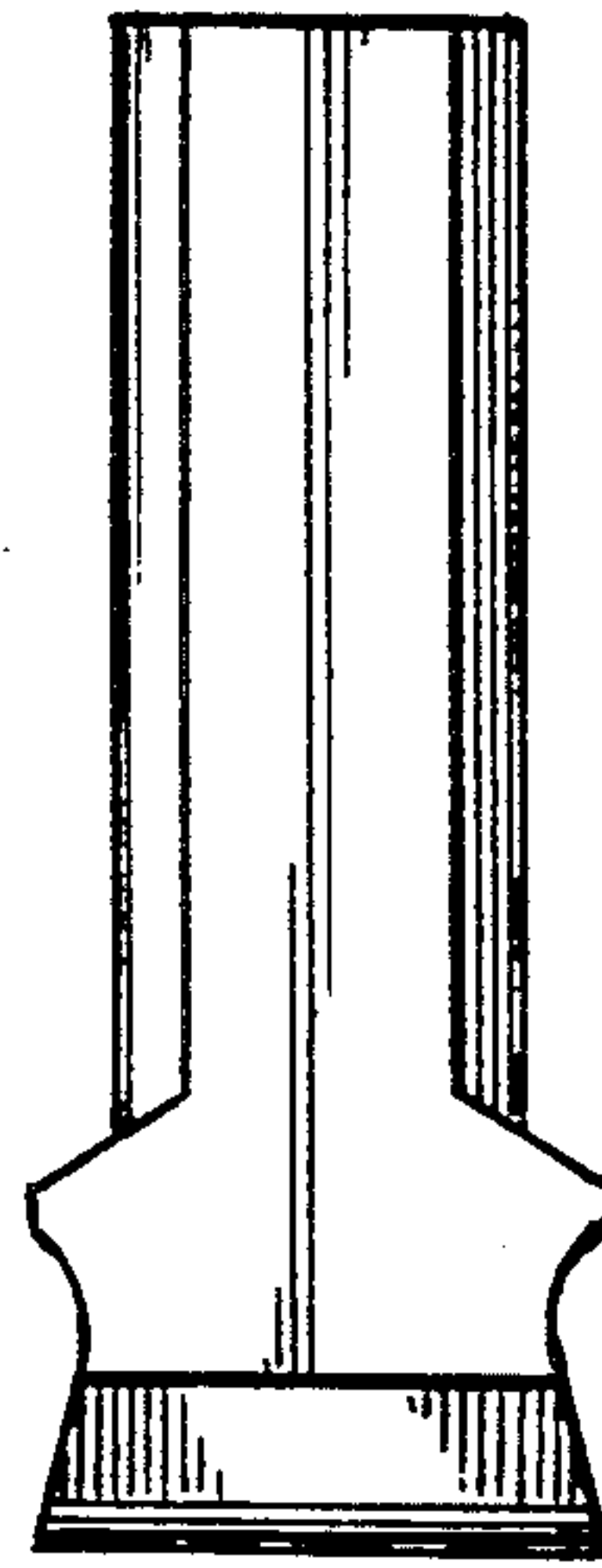


FIG. 3




FIG. 4

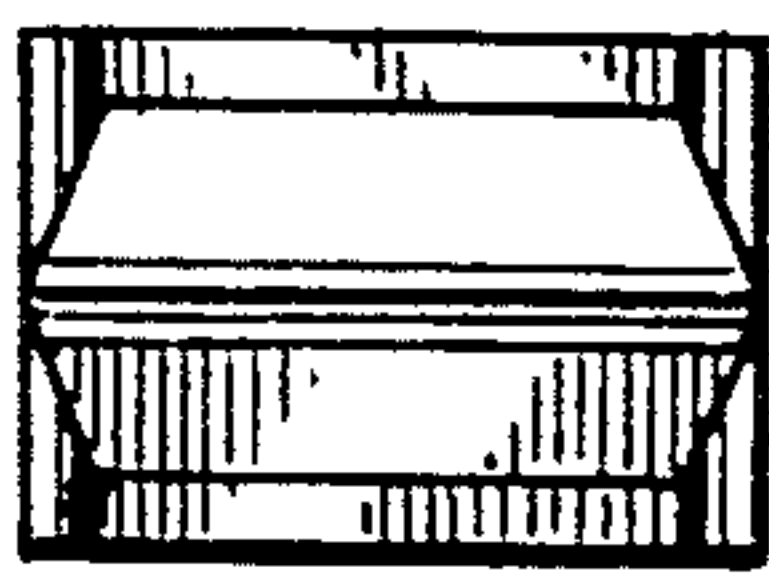


FIG. 5

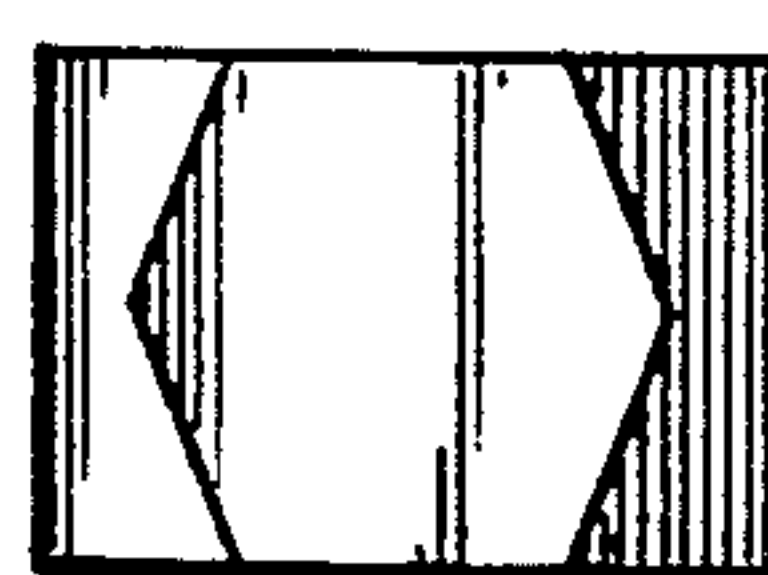


FIG. 6

