



US00D328580S

# United States Patent [19]

Killian

[11] Patent Number: **Des. 328,580**

[45] Date of Patent: **\*\* Aug. 11, 1992**

[54] TIRE

[75] Inventor: **Laurie W. Killian**, Cuyahoga Falls, Ohio

[73] Assignee: **The Uniroyal Goodrich Tire Company**, Akron, Ohio

[\*\*] Term: **14 Years**

[21] Appl. No.: **506,650**

[22] Filed: **Apr. 9, 1990**

[52] U.S. Cl. .... **D12/147**

[58] Field of Search ..... **D12/141-143, D12/145-151; 152/209 R, 209 B, 209 D**

[56] **References Cited**

**U.S. PATENT DOCUMENTS**

- D. 278,219 4/1985 Gray ..... D12/147
- D. 279,465 7/1985 Nishio et al. .... D12/147
- D. 281,408 11/1985 Graas ..... D12/147

**OTHER PUBLICATIONS**

- 1990 Tread Design Guide, p. 19, Brigadier Ultrax Radial GTS Tire, top center of page & Brunswick SX 7000 SR Tire, third row down from top, left side of page.
- 1990 Tread Design Guide, p. 21, Centennial Constitu-

tion Radial Tire, second row down from top & second tire in from right side of page.

1990 Tread Design guide, p. 43, Kelly-Springfield Charger HR Tire, second tire in from top left side of page.

*Primary Examiner*—James M. Gandy  
*Attorney, Agent, or Firm*—Greg Strugalski; Alan A. Csontos

[57] **CLAIM**

The ornamental design for a tire, as shown and described.

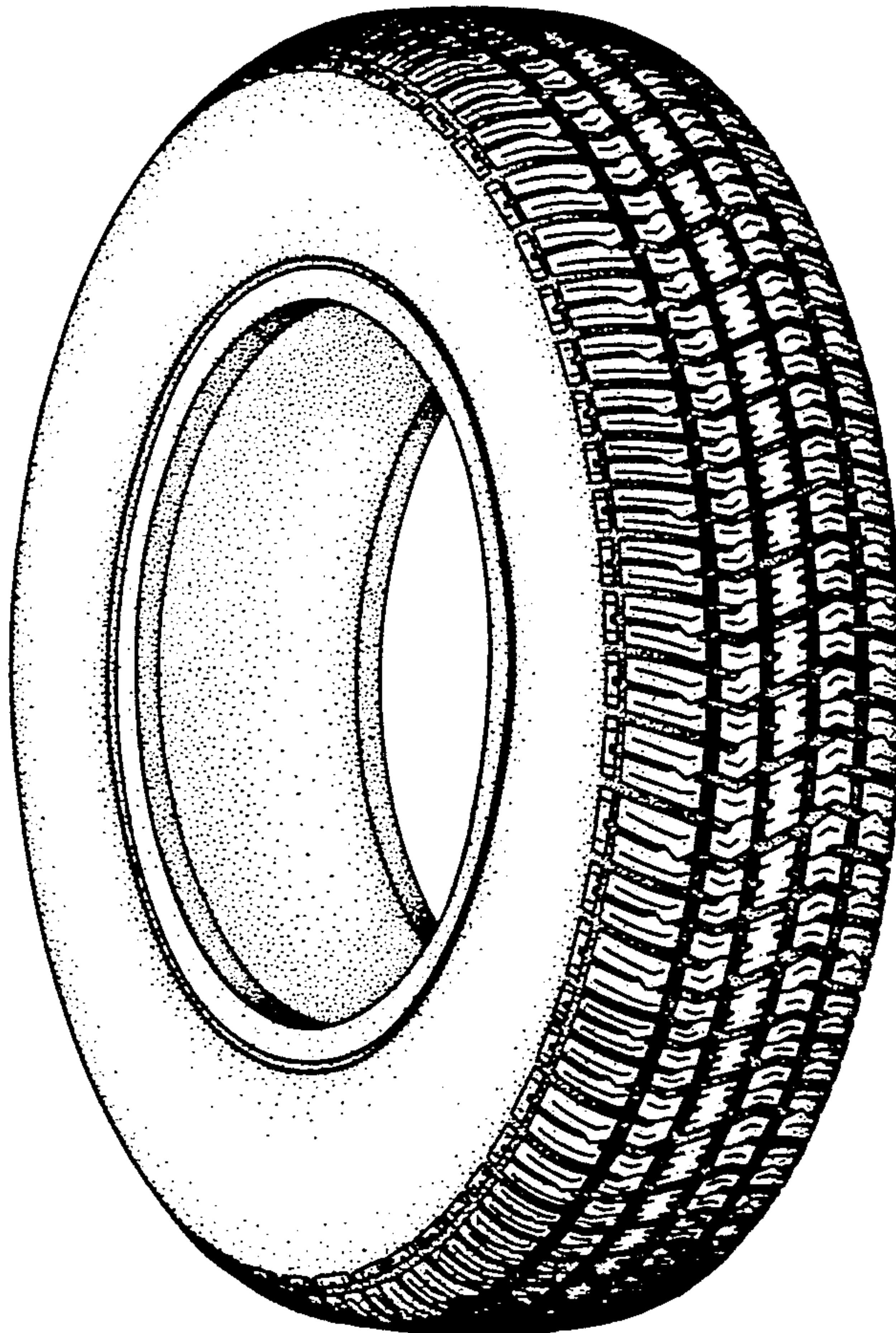
**DESCRIPTION**

FIG. 1 is a perspective view of a tire showing my new design, it being understood that the tread pattern is repeated uniformly throughout the circumference of the tire and the opposite side is the same as that shown; FIG. 2 is a front elevation view thereof on a slightly reduced scale;

FIG. 3 is a side elevation view thereof on a slightly reduced scale;

FIG. 4 is an enlarged fragmentary plan view thereof; and,

FIG. 5 is a cross-sectional view thereof taken along line 5—5 in FIG. 3.





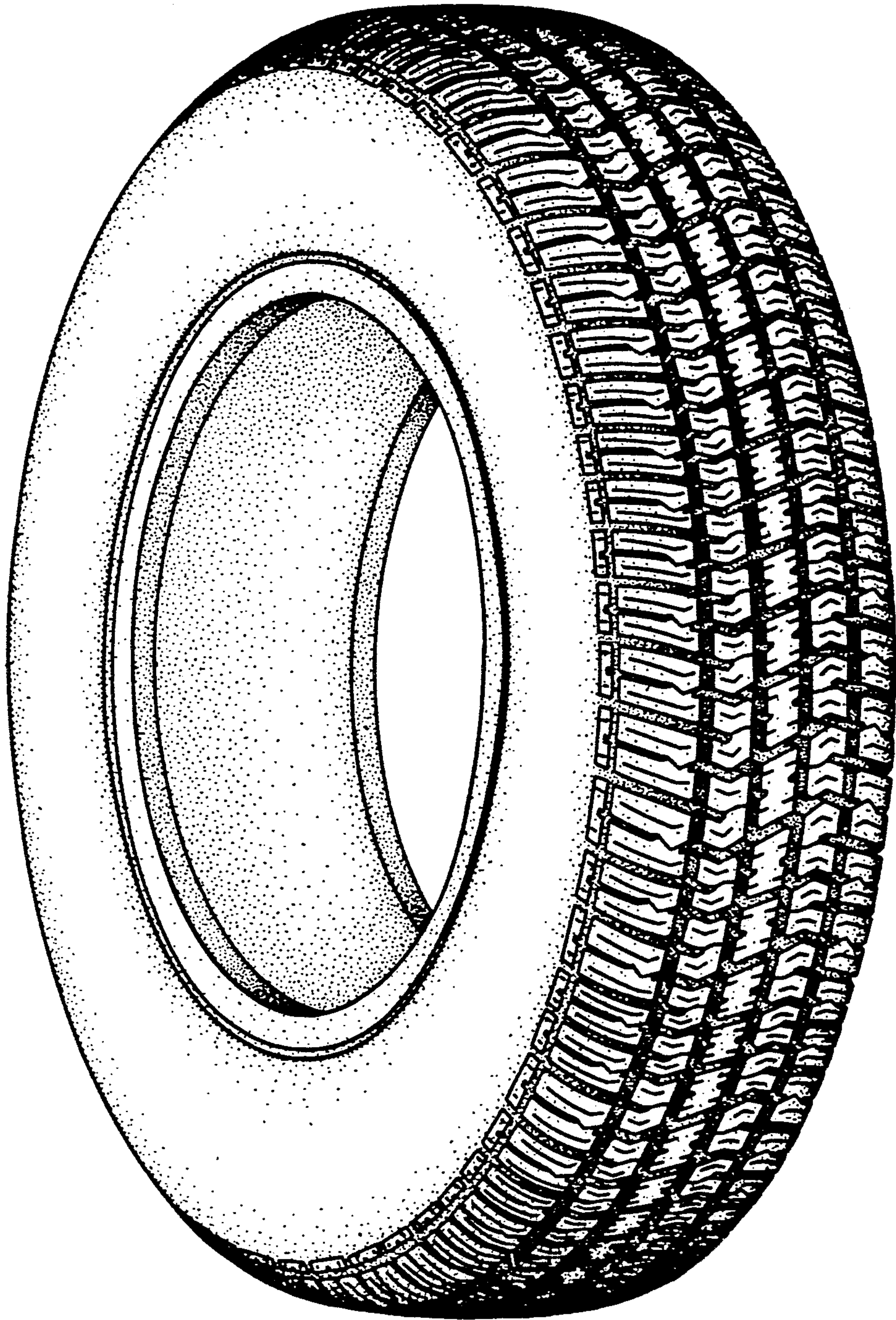


FIG. 1




FIG. 2




FIG. 5



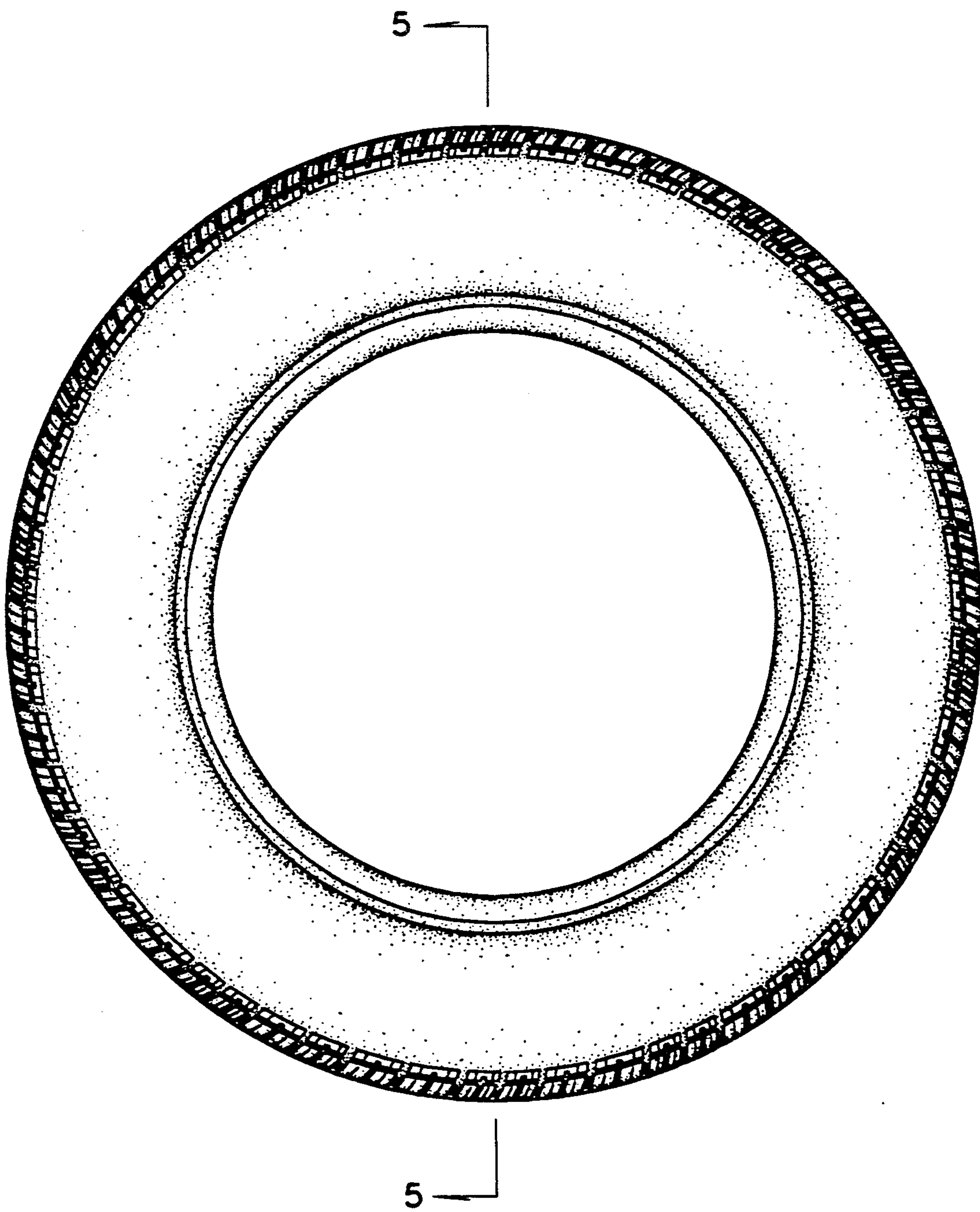


FIG. 3




FIG. 4