



US00D328564S

United States Patent [19] Densley

[11] Patent Number: **Des. 328,564**

[45] Date of Patent: **** Aug. 11, 1992**

[54] TIE DOWN FOR TARPS OR THE LIKE

[76] Inventor: **J. Sterling Densley, 5180 W. 4900
South, Kearns, Utah 84118**

[**] Term: **14 Years**

[21] Appl. No.: **514,583**

[22] Filed: **Apr. 26, 1990**

[52] U.S. Cl. **D8/383**

[58] Field of Search **D8/382, 394, 383;
24/588, 459, 265 CD; 248/499**

[56] **References Cited**

U.S. PATENT DOCUMENTS

D. 133,718	9/1942	Truhon	D8/383
D. 315,865	4/1991	Fisscher	D8/395
3,780,400	12/1973	Hinsperger	D8/394
4,175,305	11/1979	Gillis	24/459

FOREIGN PATENT DOCUMENTS

0460564 5/1928 Fed. Rep. of Germany 24/459

Primary Examiner—B. J. Bullock

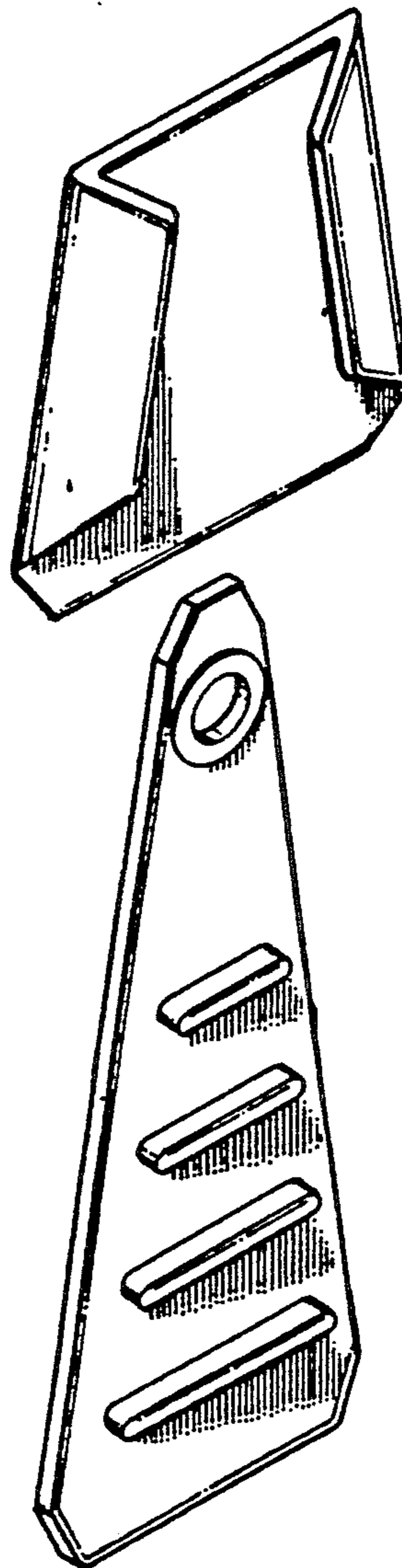
Attorney, Agent, or Firm—M. Reid Russell

[57] **CLAIM**

The ornamental design for a tie down for tarps or the like, as shown and described.

DESCRIPTION

FIG. 1 is an exploded perspective view of a tie down for tarps or the like showing my new design;
FIG. 2 is an enlarged front elevational view thereof;
FIG. 3 is an enlarged rear elevational view thereof;
FIG. 4 is an enlarged left side elevational view thereof, the right side being a mirror image;
FIG. 5 is an enlarged bottom plan view thereof; and,
FIG. 6 is an enlarged top plan view thereof.



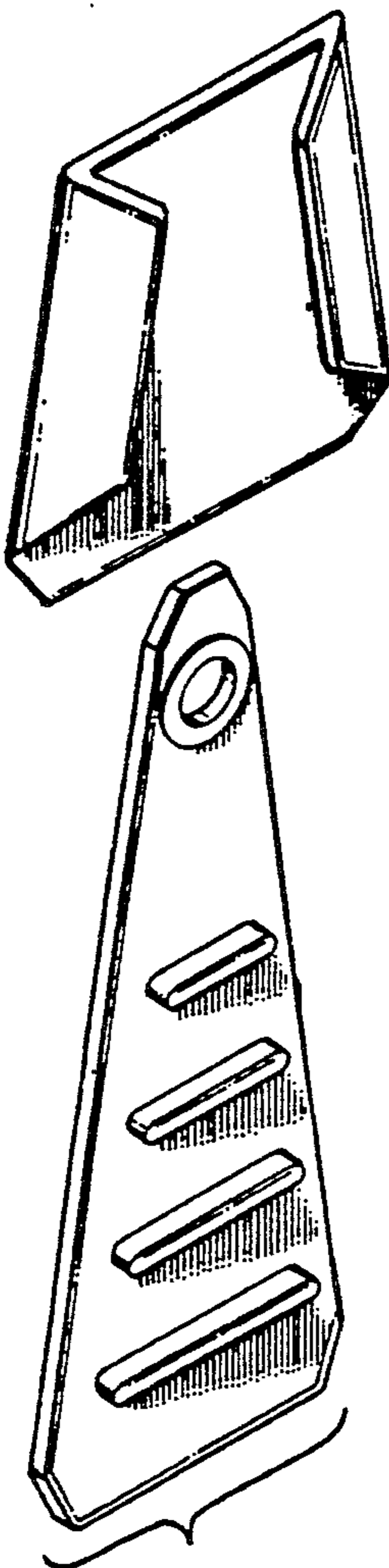


FIG. 1

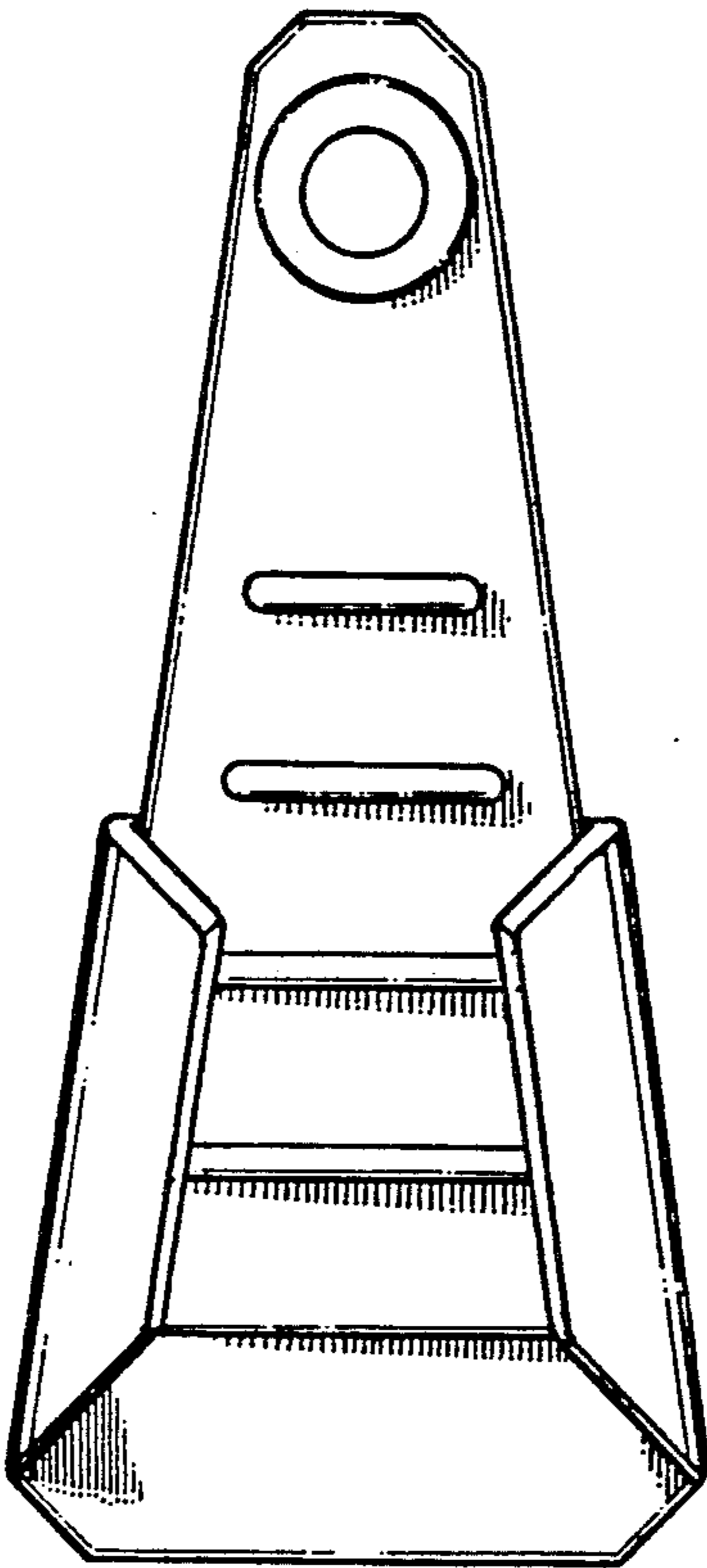


FIG. 2

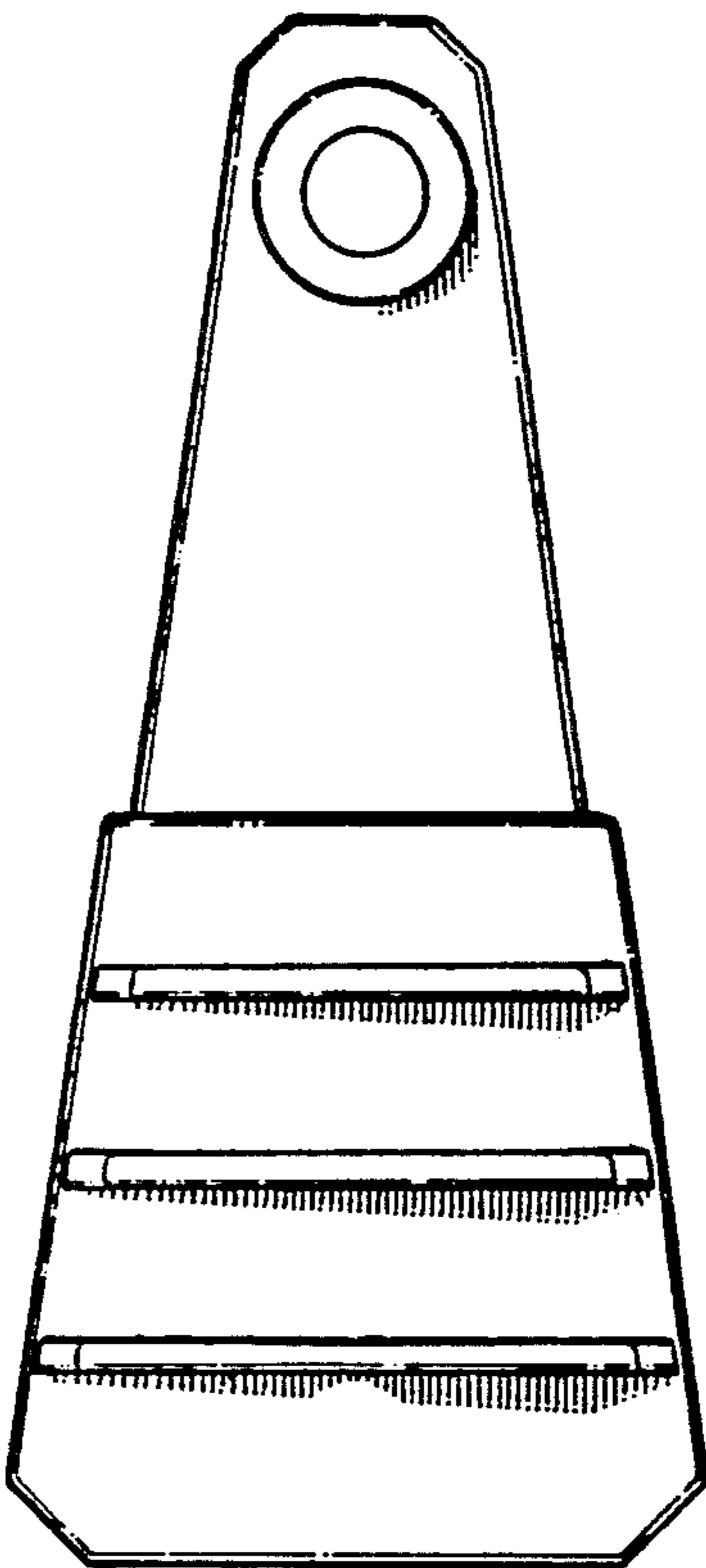


FIG. 3




FIG. 5




FIG. 6




FIG. 4