



US00D328553S

United States Patent [19]

[11] Patent Number: **Des. 328,553**

Norton et al.

[45] Date of Patent: **** Aug. 11, 1992**

[54] SNOW SCOOP OR SIMILAR ARTICLE

[75] Inventors: **Ian F. Norton**, Toronto; **Micheal D. Dolson**, Brockville; **Colin Overy**, North Augusta, all of Canada

[73] Assignee: **True Temper Hardware Company**, Miamisburg, Ohio

[**] Term: **14 Years**

[21] Appl. No.: **566,003**

[22] Filed: **Aug. 10, 1990**

[52] U.S. Cl. **D8/10**

[58] Field of Search **D8/10; 294/54.5, 54, 294/55, 49, 57**

[56] References Cited

U.S. PATENT DOCUMENTS

D. 134,584	12/1942	Zetterberg	D8/10
D. 250,083	10/1978	Insalaco	D8/10
D. 257,210	10/1980	Bonnes	D8/10
D. 266,899	11/1982	Moore et al.	D8/10
D. 267,468	1/1983	Simms	D8/10
3,177,026	4/1965	Cowan	294/57 X

OTHER PUBLICATIONS

Hardware Age, Aug. 18, 1966, p. 81, Snow Shovel, middle of page.

Primary Examiner—Wallace R. Burke

Assistant Examiner—H. Baynham

Attorney, Agent, or Firm—Killworth, Gottman, Hagan & Schaeff

[57] CLAIM

The ornamental design for a snow scoop or similar article, as shown and described.

DESCRIPTION

FIG. 1 is a perspective view of a snow scoop or similar article showing my new design;

FIG. 2 is a front elevational view thereof;

FIG. 3 is a rear elevational view thereof;

FIG. 4 is a bottom plan view thereof;

FIG. 5 is a top plan view thereof; and,

FIG. 6 is a left side elevational view thereof with the right side being a mirror image thereof.

The broken line showing a snow scoop handle in FIG. 1 is for illustrative purposes only and forms no part of the claimed design.




FIG-1




FIG-2

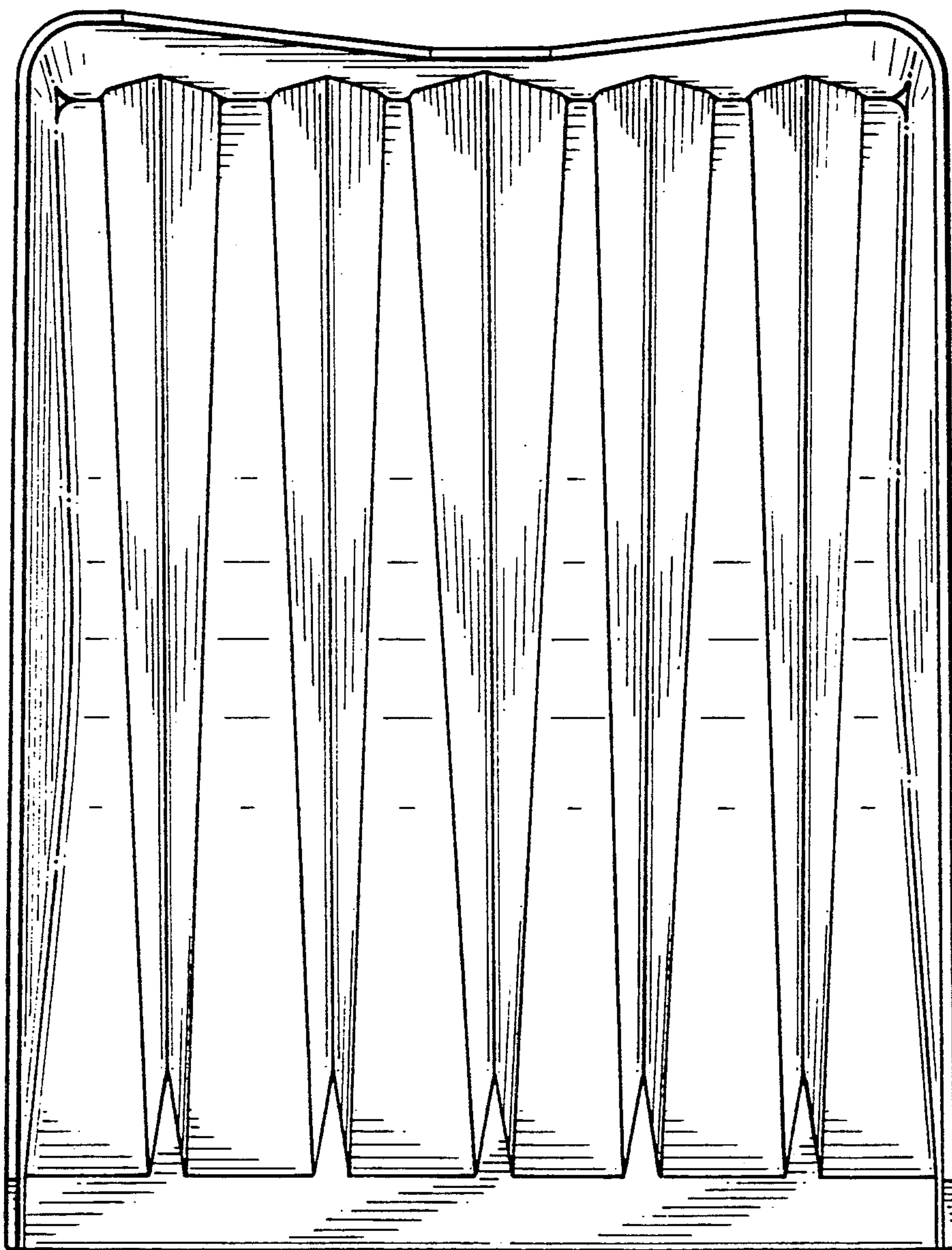


FIG-3

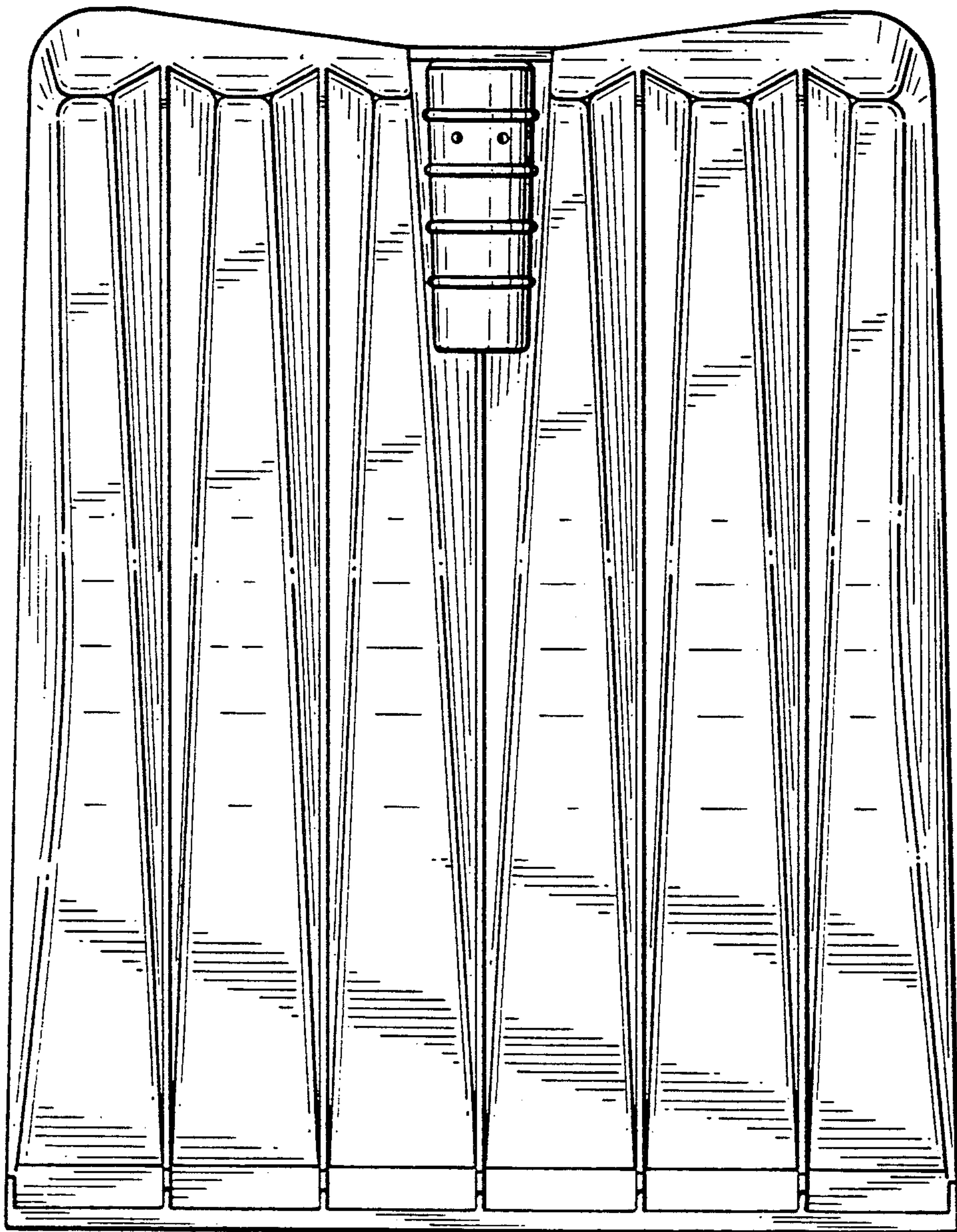


FIG-4




FIG-5

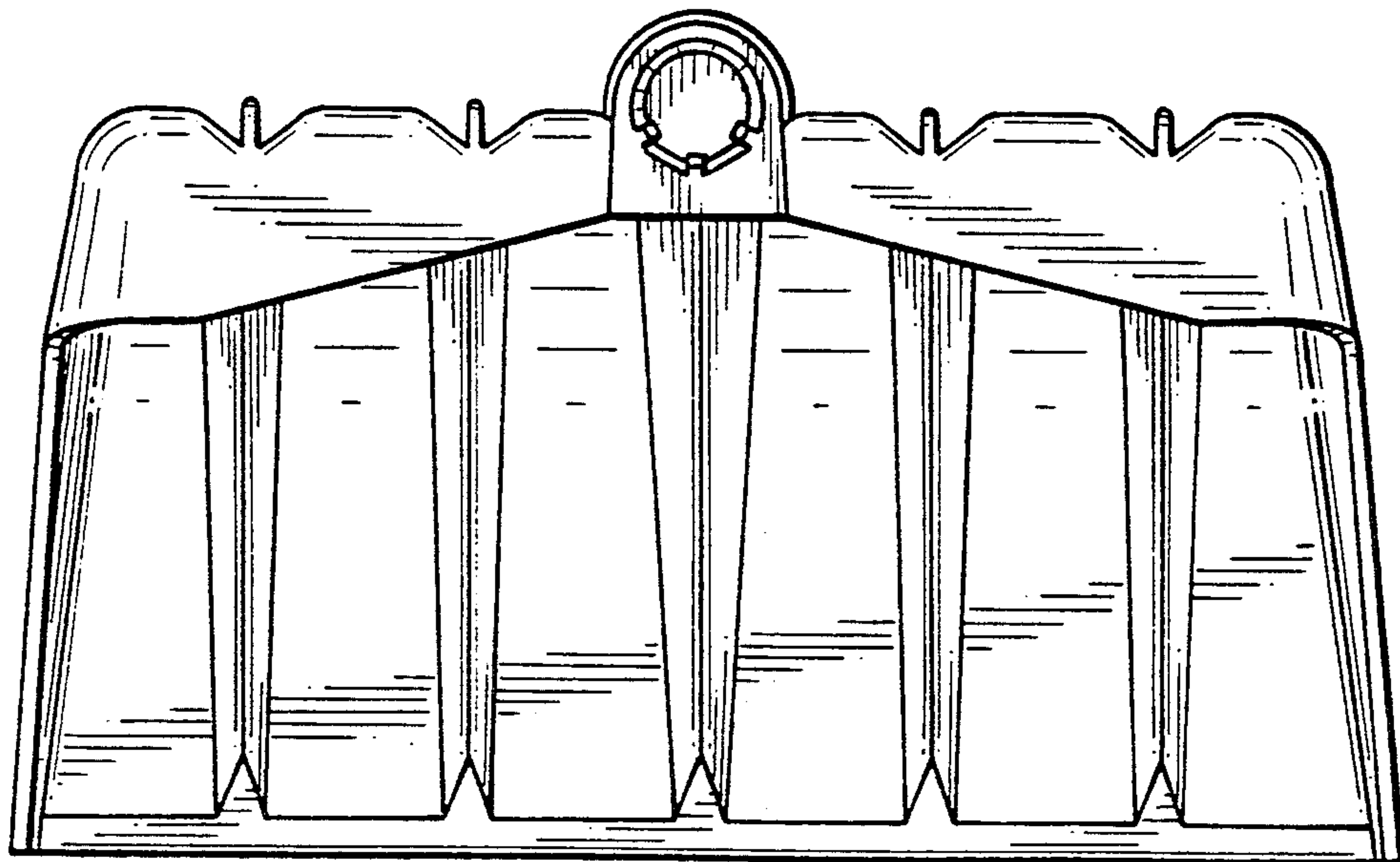


FIG-6

