



US00D328540S

# United States Patent [19] Ma

[11] Patent Number: **Des. 328,540**

[45] Date of Patent: **\*\* Aug. 11, 1992**

## [54] HEADBOARD

[76] Inventor: **Mark Ma**, 1415 Martens Dr.,  
Hammond, La. 70401

[\*\*] Term: **14 Years**

[21] Appl. No.: **469,829**

[22] Filed: **Jan. 24, 1990**

[52] U.S. Cl. .... **D6/508; D6/506**

[58] Field of Search ..... **D6/382-384,  
D6/388-395, 505-508, 345, 351, 452, 453;  
5/53.1**

## [56] References Cited

### U.S. PATENT DOCUMENTS

D. 25,417	4/1896	Baynes	.....	D6/508
D. 28,367	3/1898	Ward	.....	D6/506
D. 33,962	1/1901	Frank	.....	D6/508
D. 33,963	1/1901	Frank	.....	D6/507
D. 34,190	3/1901	Frank	.....	D6/508
D. 34,191	3/1901	Frank	.....	D6/507
D. 34,194	3/1901	Frank	.....	D6/508

## OTHER PUBLICATIONS

Furniture World, Jan. 1977, p. 109, Crib at bottom.  
Montgomery Wards, Fall & Winter 1983, p. 779, Bed  
#H at bottom left.

*Furniture South*, Apr. 1982, vol. 61, No. 4, p. 1 Bed.

*Primary Examiner*—Donald P. Walsh

*Assistant Examiner*—Janice E. Seeger

*Attorney, Agent, or Firm*—Pravel, Gambrell, Hewitt,  
Kimball & Krieger

## [57] CLAIM

The ornamental design for a headboard, as shown and  
described.

## DESCRIPTION

FIG. 1 is a front elevational view of a headboard, show-  
ing my new design;

FIG. 2 is a rear elevational view;

FIG. 3 is a left side elevational view;

FIG. 4 is a right side elevational view;

FIG. 5 is a top plan view; and,

FIG. 6 is a bottom plan view thereof.






FIG. 3




FIG. 1



FIG. 4




FIG. 2



FIG. 5



FIG. 6