



US00D328534S

United States Patent [19]
McClave

[11] **Patent Number: Des. 328,534**
[45] **Date of Patent: ** Aug. 11, 1992**

[54] **DISPLAY RACK FOR CORNER MOLDINGS
OR THE LIKE**

[75] **Inventor: Larry W. McClave, Louisville, Ky.**

[73] **Assignee: Cardinal Aluminum Company,
Louisville, Ky.**

[**] **Term: 14 Years**

[21] **Appl. No.: 385,292**

[22] **Filed: Jul. 25, 1989**

[52] **U.S. Cl. D6/457**

[58] **Field of Search D6/449, 455, 457-461;
D16/129; 211/13, 163; D7/616**

[56] **References Cited**

U.S. PATENT DOCUMENTS

D. 104,004 4/1937 Urbanek D6/461 X
D. 212,203 9/1968 Brown D6/457
D. 236,565 9/1975 Fuller D7/616 X

D. 238,457 1/1976 Blomquist D6/457 X
D. 241,209 8/1976 Petrosinelli D6/457
D. 262,754 1/1982 Merl D6/457
D. 270,219 8/1983 Elias D6/458

Primary Examiner—Donald P. Walsh

Assistant Examiner—Jeffrey Asch

Attorney, Agent, or Firm—Middleton & Reutlinger

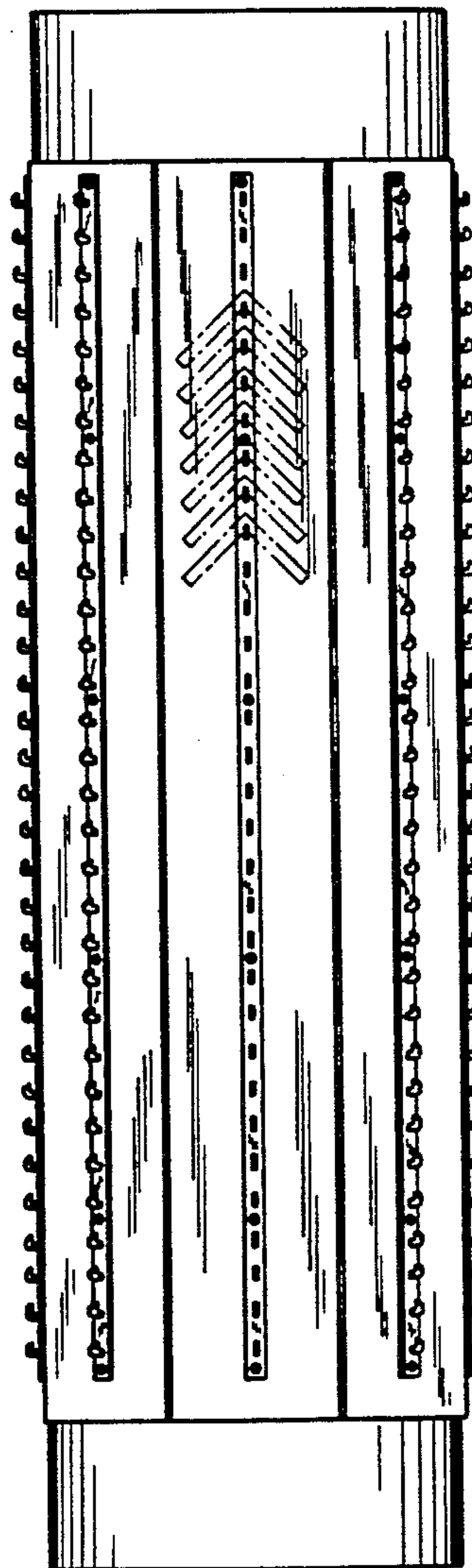
[57] **CLAIM**

The ornamental design for a display rack for corner moldings or the like, as shown and described.

DESCRIPTION

FIG. 1 is a side elevational view of a display rack for corner moldings or the like showing my new design; FIG. 2 is a top plan view; and, FIG. 3 is a bottom plan view thereof.

The corner molding shown by means of broken lines in FIG. 1 have been shown for illustrative purposes only. The eight vertical panels of the display rack are all the same in appearance.



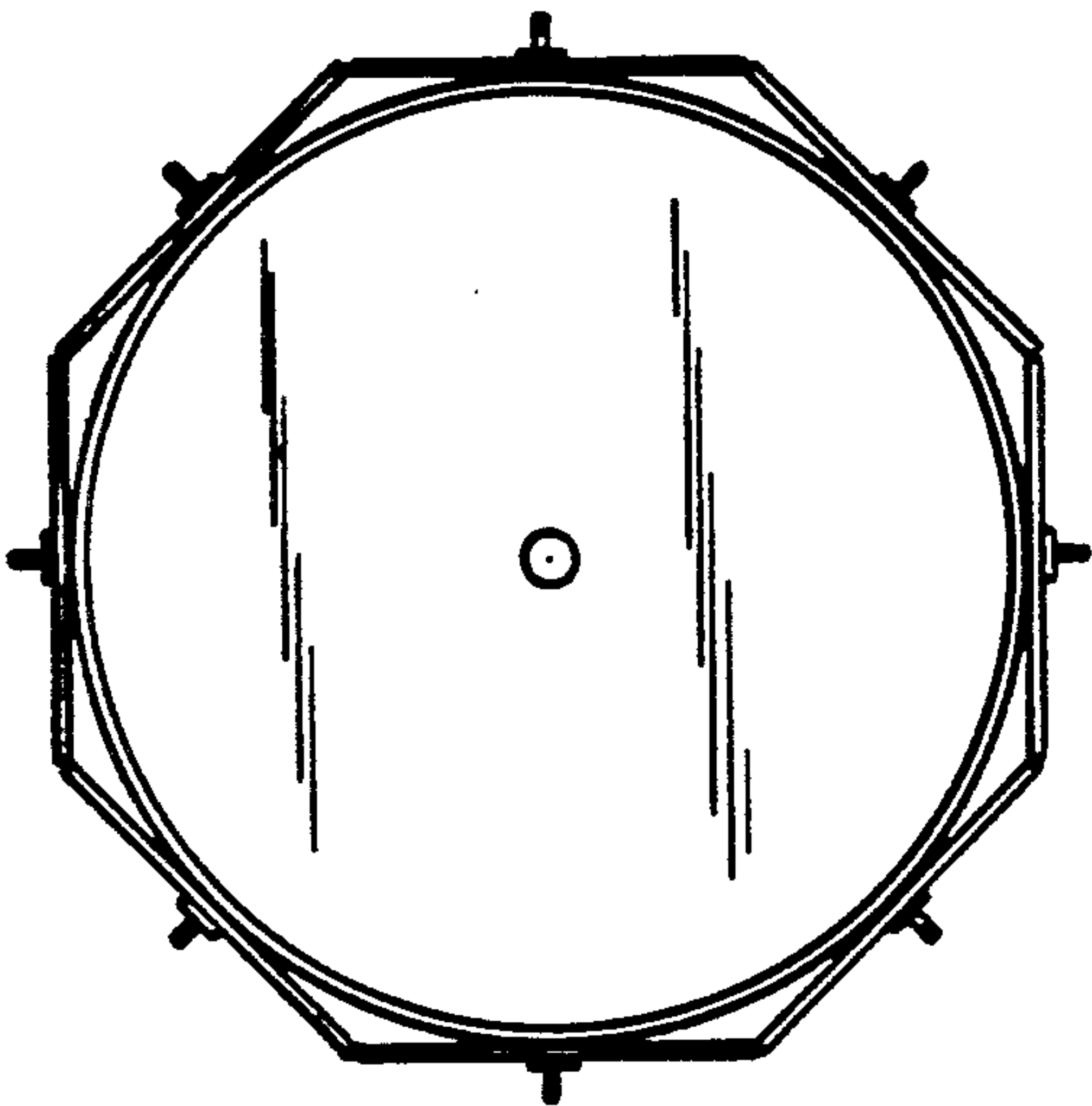


FIG. 2

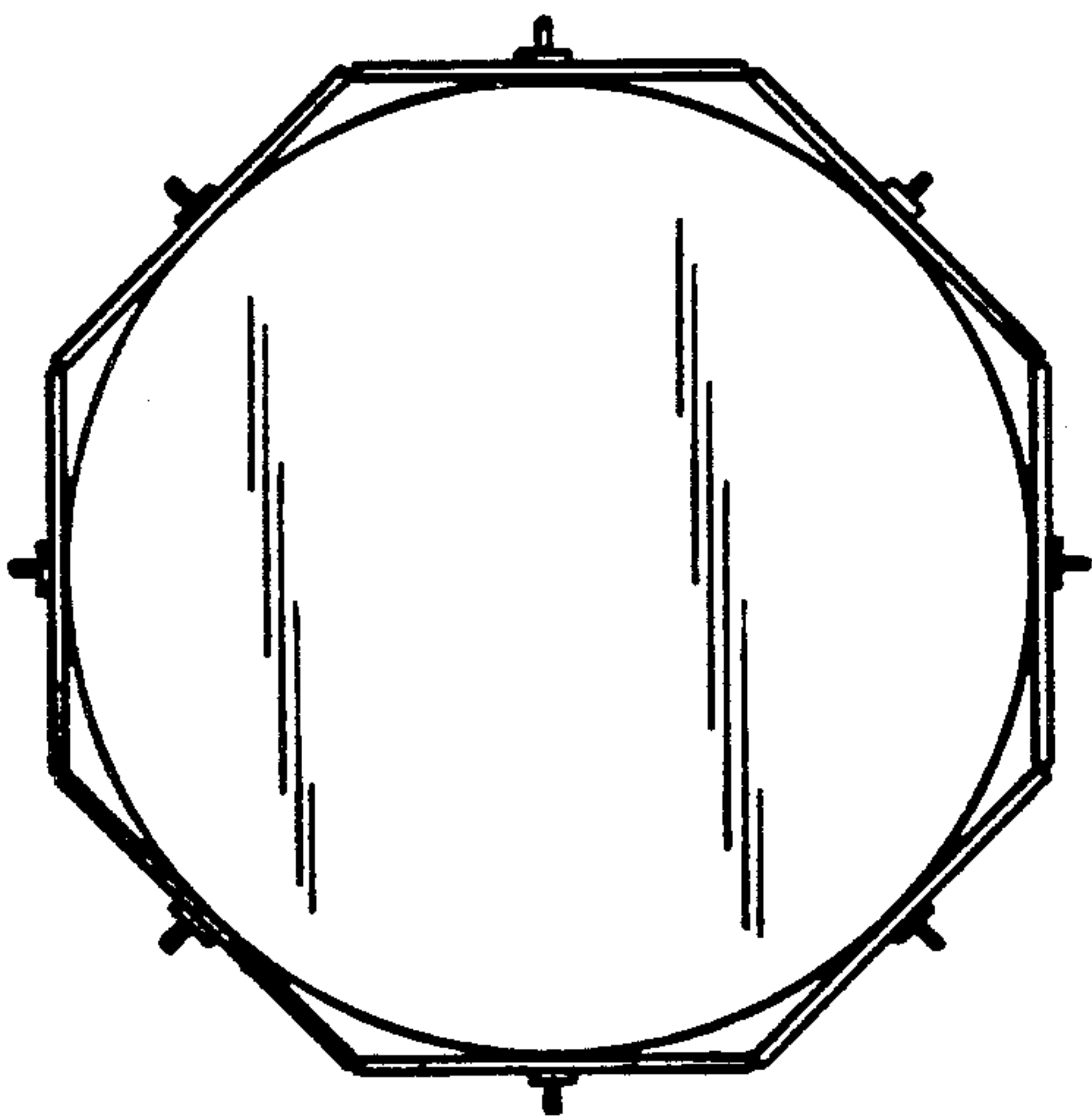


FIG. 3

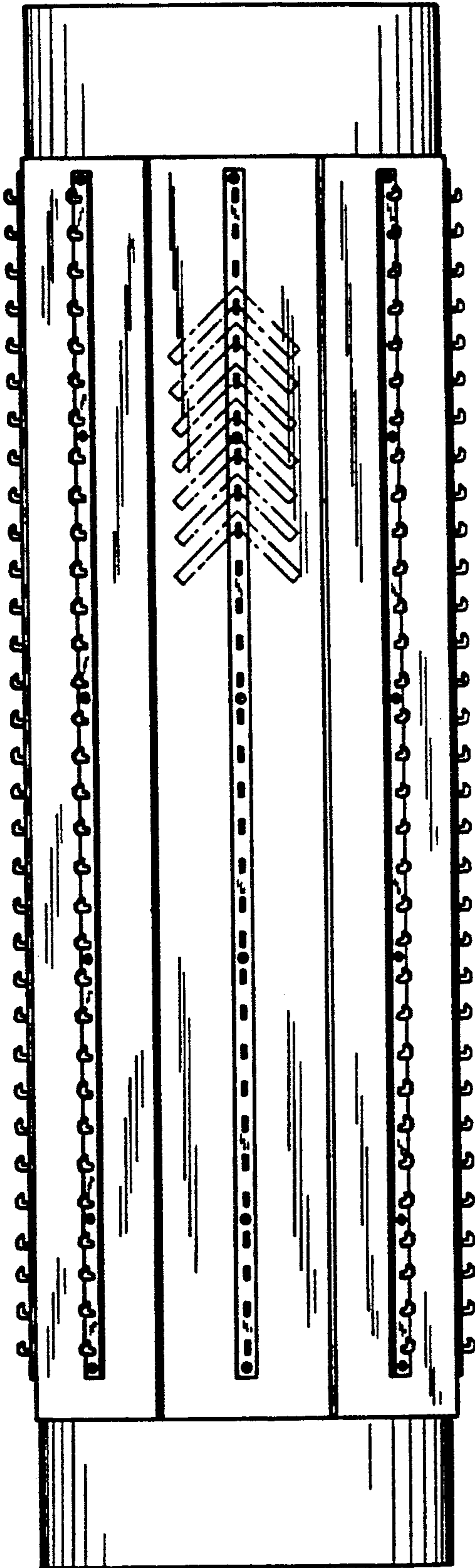


FIG. 1