



US00D328527S

United States Patent [19]

[11] Patent Number: **Des. 328,527**

Marcus

[45] Date of Patent: **** Aug. 11, 1992**

[54] **FORMER BOARD KIT OR SIMILAR ARTICLE**

Primary Examiner—Donald P. Walsh
Assistant Examiner—M. N. Pandozzi
Attorney, Agent, or Firm—Charles E. Temko

[76] Inventor: **Joel Marcus**, 68-61 Yellowstone Blvd., Forest Hills, N.Y. 11375

[57] **CLAIM**

[**] Term: **14 Years**

The ornamental design for a former board kit or similar article, as shown and described.

[21] Appl. No.: **481,114**

DESCRIPTION

[22] Filed: **Feb. 16, 1990**

FIG. 1 is a top plan view of a former board kit or similar article showing my new design;

[52] U.S. Cl. **D3/74; D3/75**

FIG. 2 is a left side elevational view thereof, in open position, the right elevational view being a mirror image thereof;

[58] Field of Search D3/30.1, 40, 38, 78, D3/70, 72, 73, 74, 76, 39, 99; 206/315.11, 315.1, 373, 541, 546, 457; 312/269, DIG. 33, 216; D99/34; 220/4.22, 339, 326; D7/414, 423, 426, 420

FIG. 3 is a left side elevational view thereof in closed position, the right side elevational view being a side mirror image thereof;

[56] **References Cited**

U.S. PATENT DOCUMENTS

D. 138,665	8/1944	Wilkie	D3/74
D. 167,868	9/1952	Selikoff et al.	D3/74
D. 206,923	2/1967	Aylott	D9/423
D. 254,122	2/1986	Wintz	D3/74 X
D. 297,385	8/1988	Bennett	D3/74 X
D. 309,981	8/1990	French et al.	D3/74
3,155,269	11/1964	Shurman et al.	D9/423 X

FIG. 4 is a front elevational view thereof in open position;

FIG. 5 is a front elevational view thereof in closed position;

FIG. 6 is a bottom plan view thereof in open position;

FIG. 7 is a bottom plan view thereof in closed position;

FIG. 8 is a rear elevational view thereof in open position; and,

FIG. 9 is a perspective view thereof in open position.

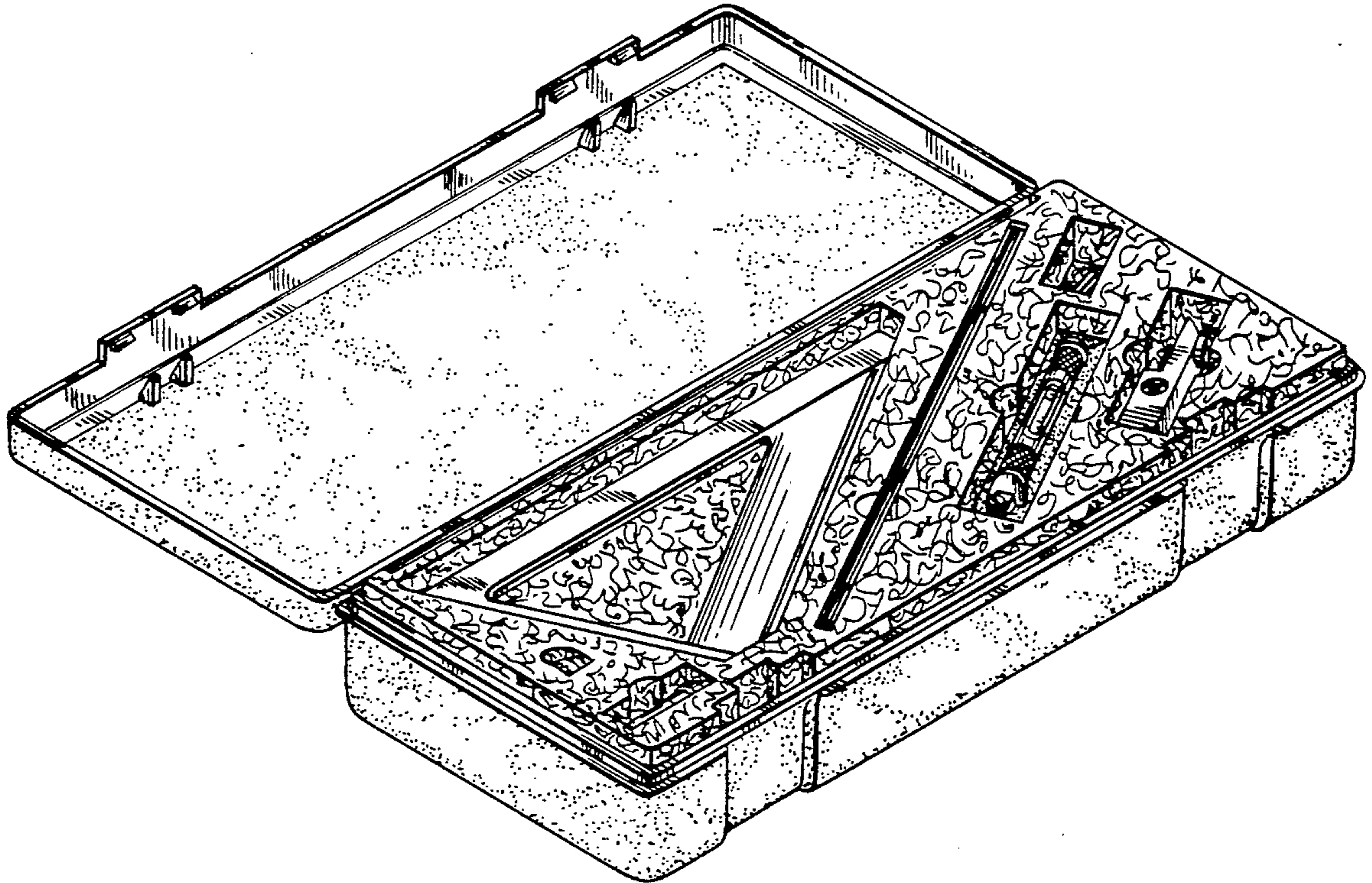


FIG. 1.

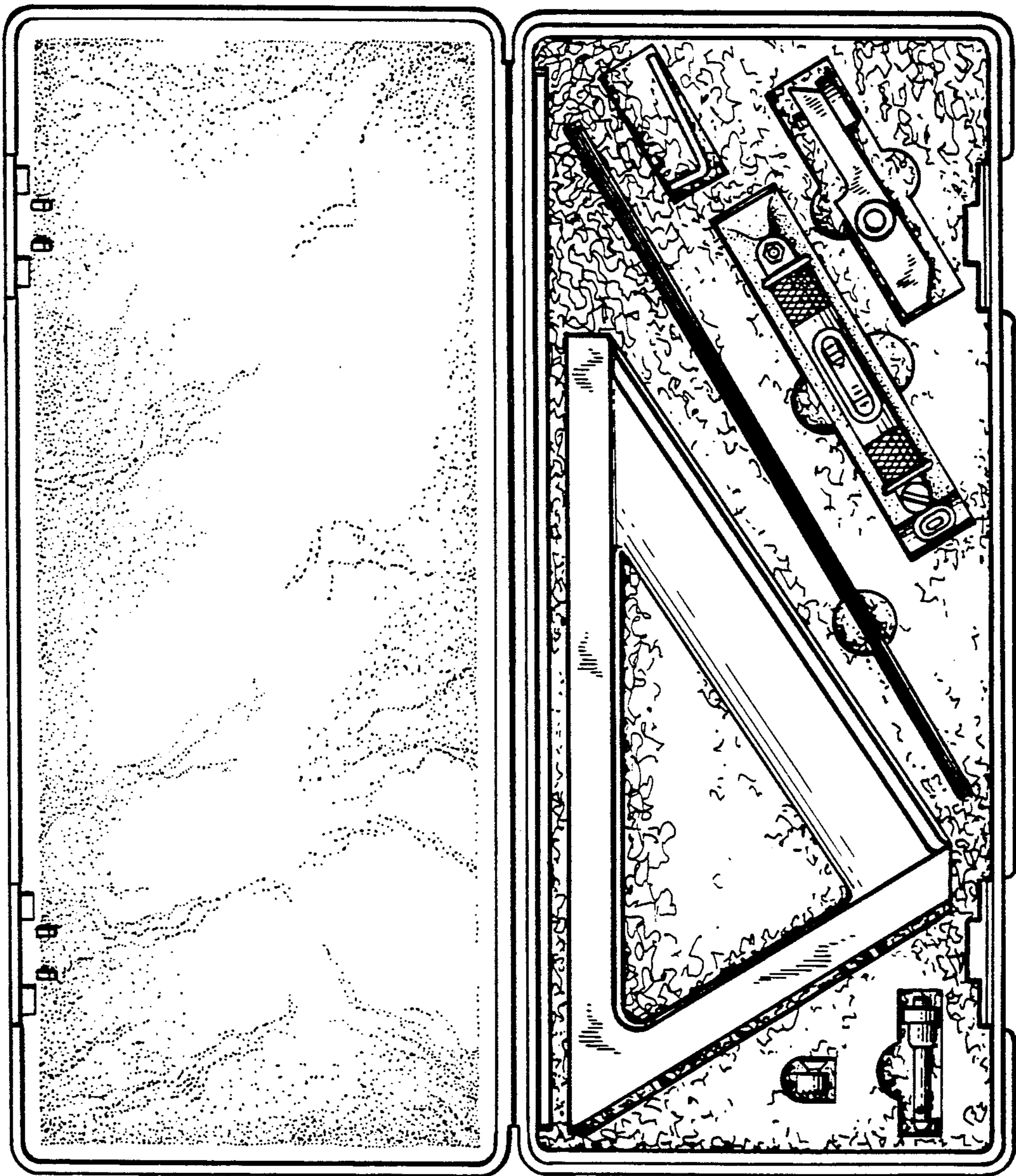


FIG. 2.

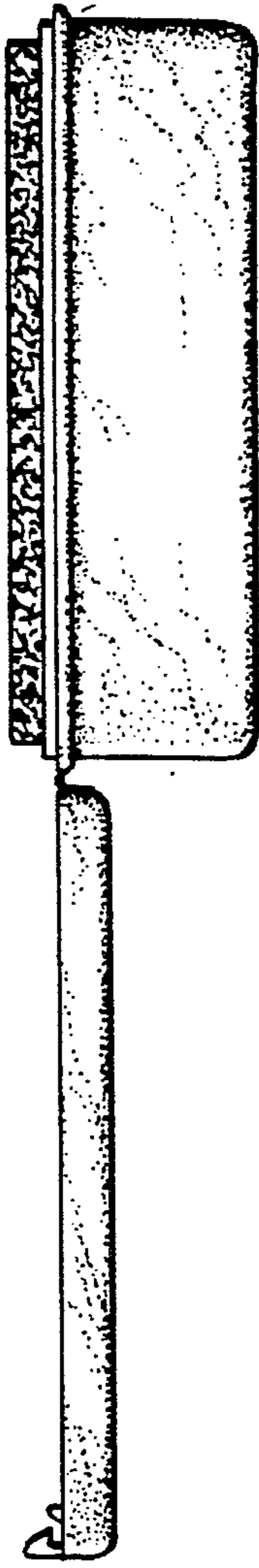


FIG. 3.




FIG. 4.



FIG. 5.




FIG. 6.




FIG. 7.

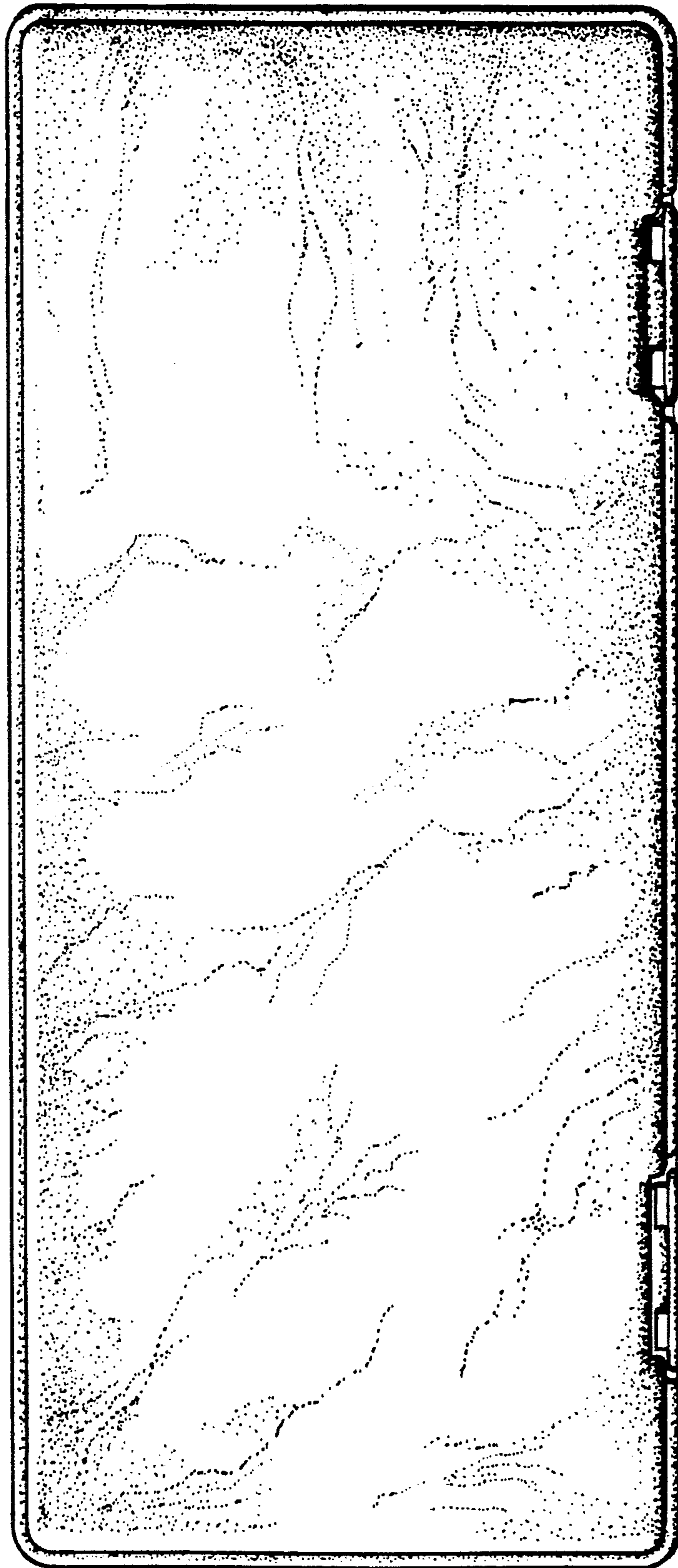


FIG. 9

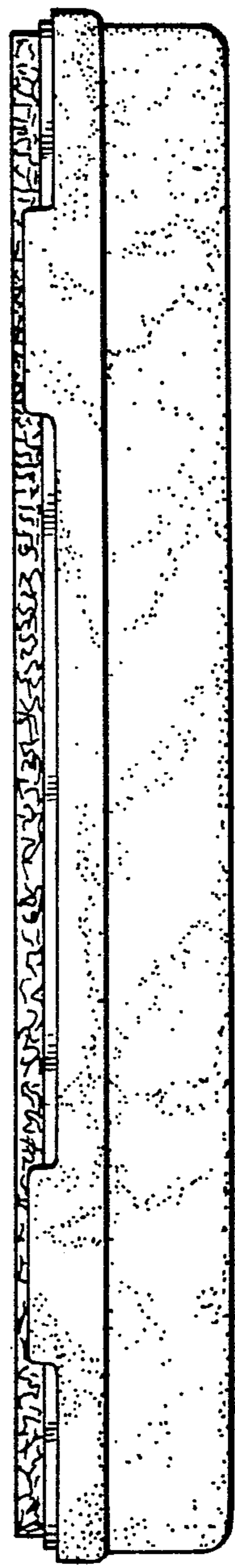
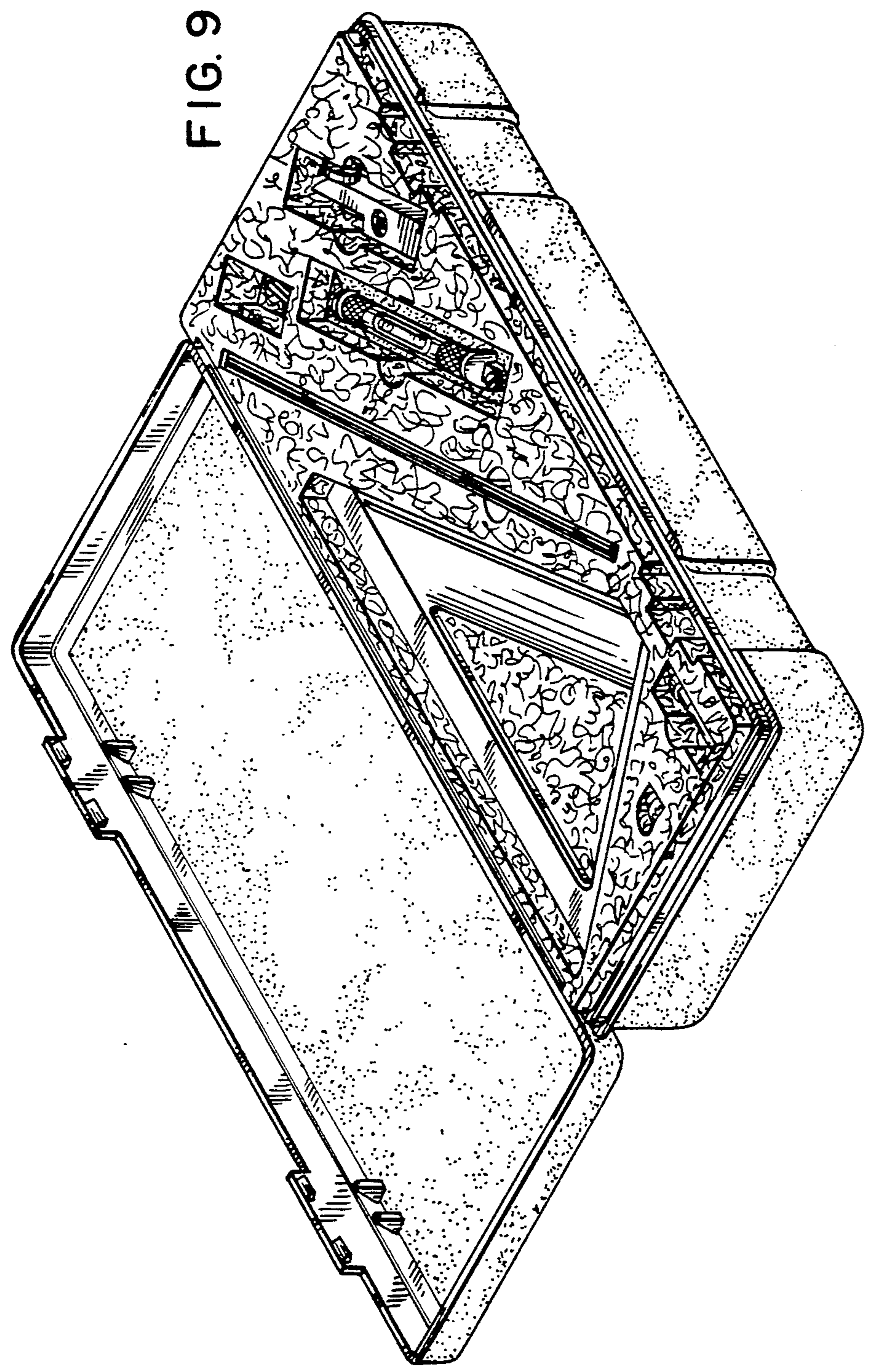


FIG. 8