



US00D328516S

United States Patent [19]

[11] Patent Number: **Des. 328,516**

Hatfield et al.

[45] Date of Patent: **** Aug. 11, 1992**

[54] SHOE UPPER

[75] Inventors: **Tinker L. Hatfield; Alexander W. Bodecker**, both of Portland, Oreg.

[73] Assignees: **Nike, Inc.; Nike International Ltd.**, Beaverton, Oreg.

[**] Term: **14 Years**

[21] Appl. No.: **766,163**

[22] Filed: **Sep. 27, 1991**

[52] U.S. Cl. **D2/314; D2/309**

[58] Field of Search **D2/264, 265, 266, 271, D2/308-314; 36/45, 83, 84, 89, 109, 112-114, 132, 136**

[56] References Cited

U.S. PATENT DOCUMENTS

D. 171,597	3/1954	Hayden	D2/266
D. 210,864	4/1968	Tusa	D2/309
D. 229,900	1/1974	Powers	D2/309
D. 257,074	9/1980	Gucci	D2/310
D. 293,159	12/1987	Sacre	D2/313
D. 295,686	5/1988	Selbiger et al. .	
D. 296,033	6/1988	Brown et al. .	
D. 298,780	12/1988	Swett .	
D. 306,371	3/1990	Feller et al. .	
D. 318,944	8/1991	Lucas	D2/314

OTHER PUBLICATIONS

Nike Fall 1991 Catalog, pp. 8, 9, 16, 17, 72,73, published Dec. 1990.

Nike Spring 1992 Catalog, pp. 8, 9, 84, 85, published May, 1991.

Primary Examiner—Louis S. Zarfaz
Attorney, Agent, or Firm—Banner, Birch, McKie & Beckett

[57] CLAIM

The ornamental design for a shoe upper, as shown and described.

DESCRIPTION

FIG. 1 is a side elevational view of one side of a shoe upper showing my new design;
 FIG. 2 is a side elevational view of the other side of the shoe upper shown in FIG. 1;
 FIG. 3 is a front elevational view of the shoe upper shown in FIG. 1;
 FIG. 4 is a rear elevational view of the shoe upper shown in FIG. 1; and,
 FIG. 5 is a top plan view of the shoe upper shown in FIG. 1.

The broken line showing of a shoe sole, including the cupped vertical sides of the sole, is for illustrative purposes and forms no part of the claimed design.

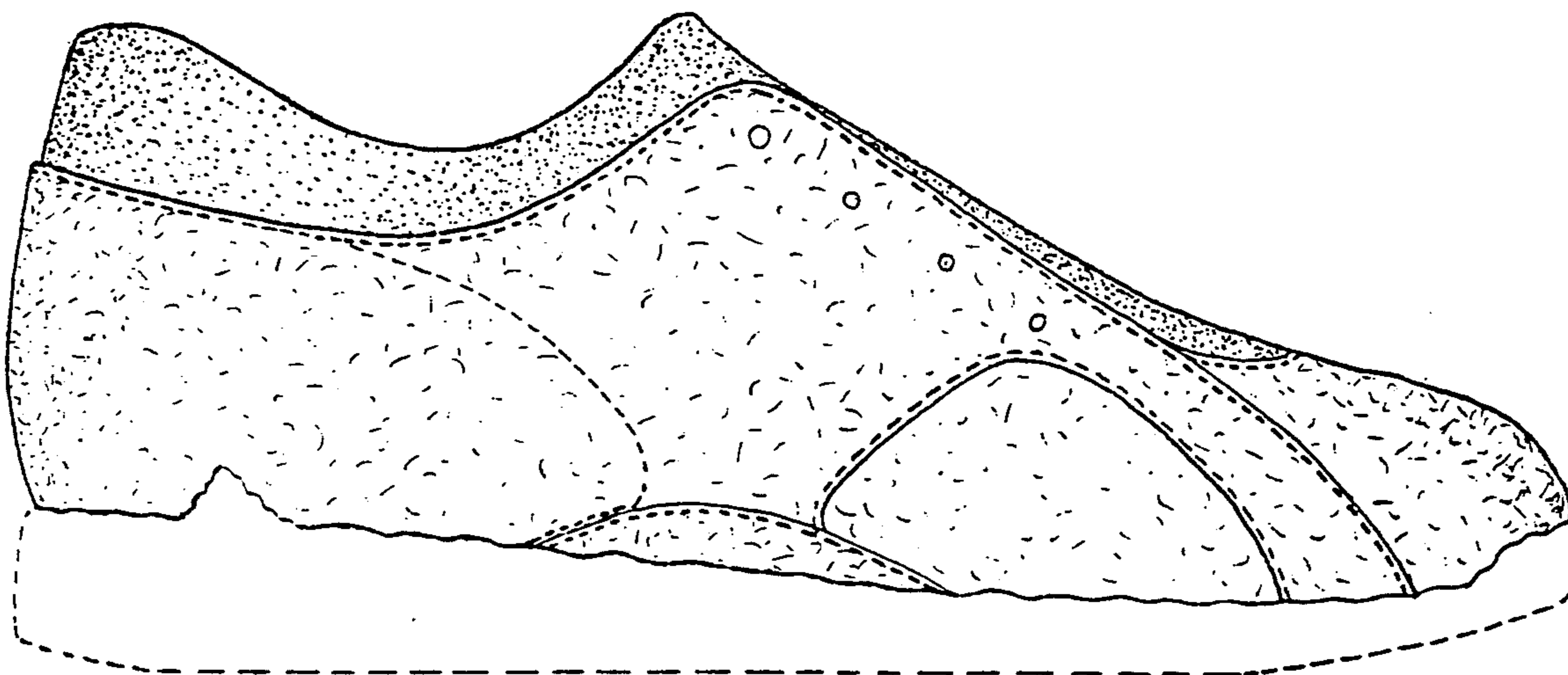
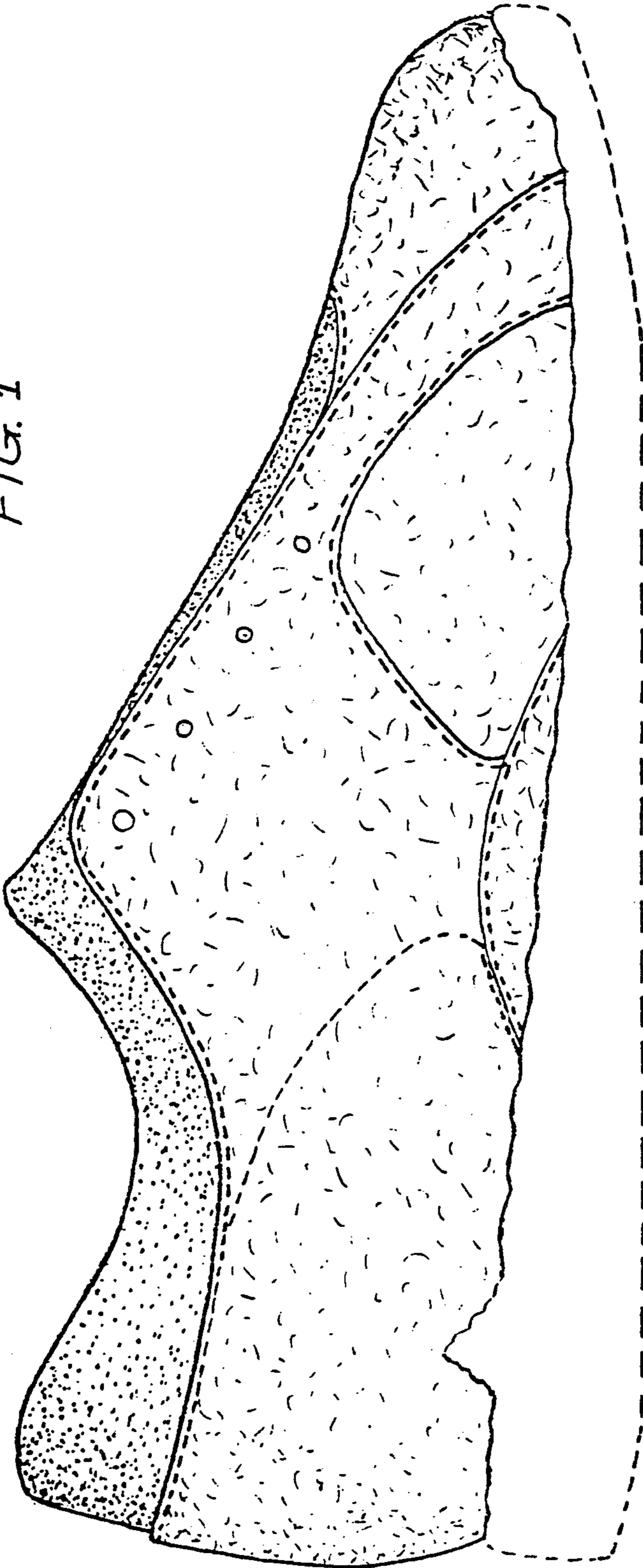


FIG. 1



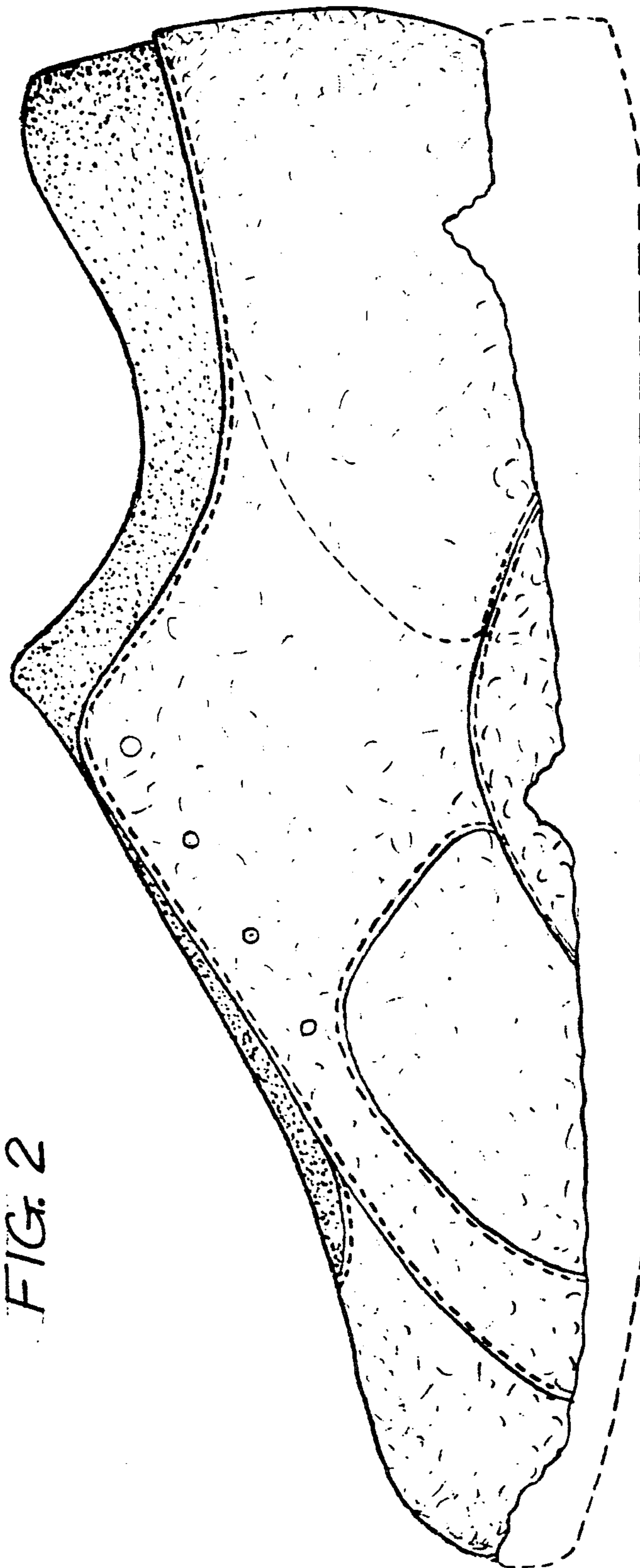


FIG. 2

FIG. 4

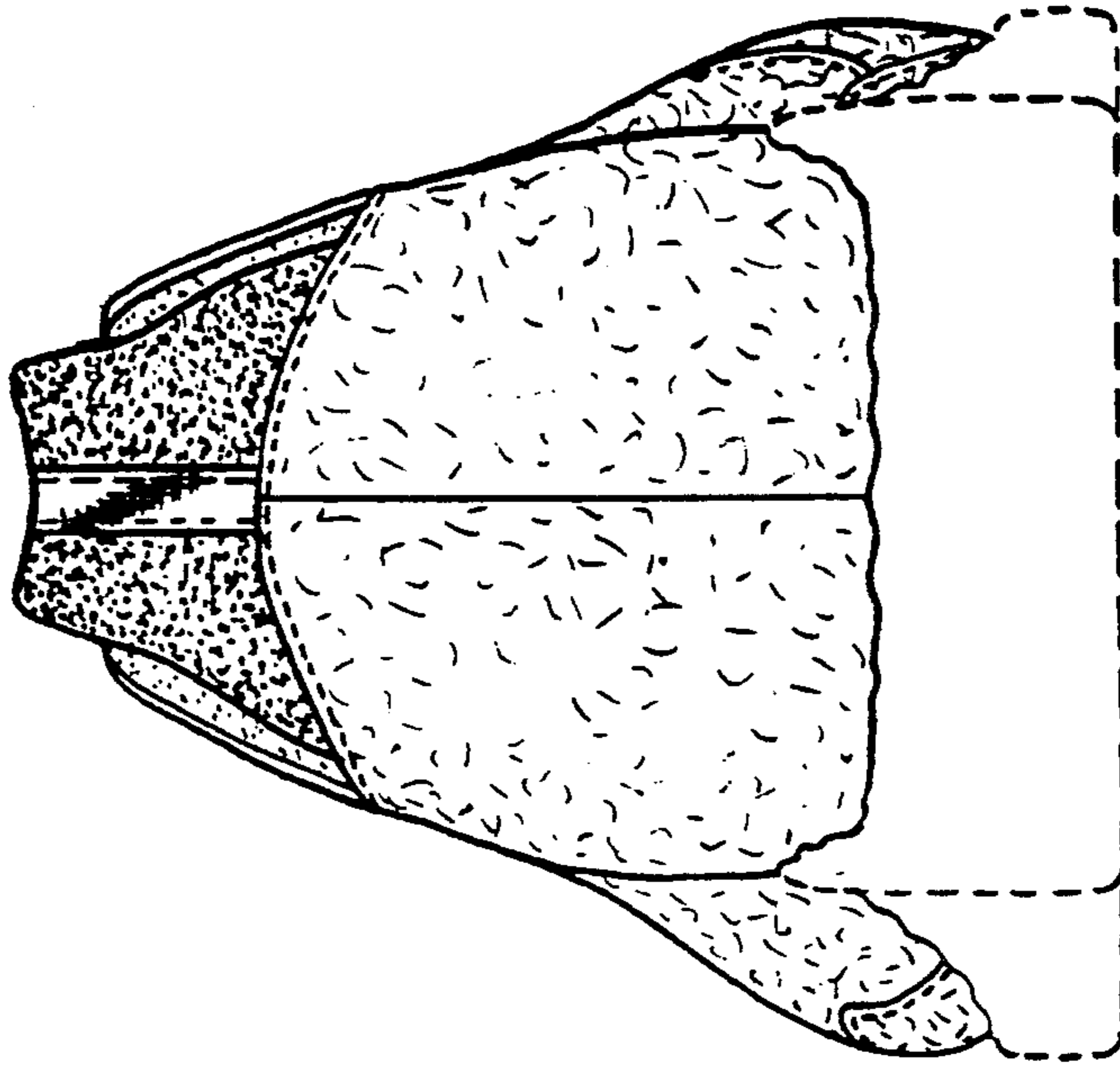


FIG. 3

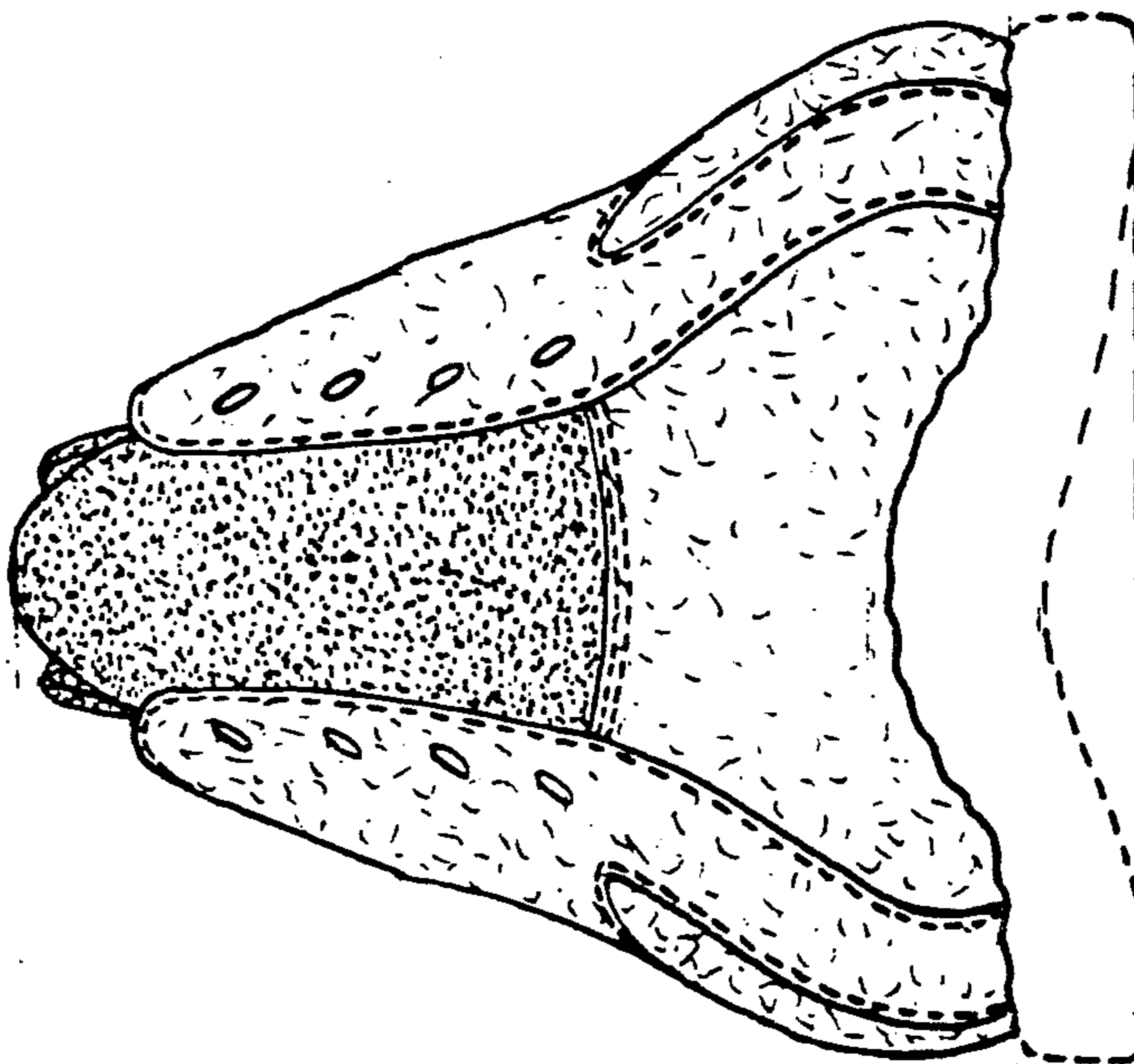


FIG. 5

