



US00D328514S

United States Patent [19]

[11] Patent Number: **Des. 328,514**

Mitsui

[45] Date of Patent: **** Aug. 11, 1992**

[54] **SHOE FASTENING MEMBER**

[75] Inventor: **Shigeyuki Mitsui, Kobe, Japan**
[73] Assignee: **Asics Corporation, Hyogo, Japan**
[**] Term: **14 Years**
[21] Appl. No.: **542,392**
[22] Filed: **Jun. 22, 1990**

[30] **Foreign Application Priority Data**

Dec. 28, 1989 [JP] Japan 1-48339

[52] U.S. Cl. **D2/314; D2/316**

[58] Field of Search **D2/264, 265, 275, 276, D2/308-314, 316; 24/712, 713; 36/50, 83, 89, 114, 132, 136, 54**

[56] **References Cited**

U.S. PATENT DOCUMENTS

D. 144,988	6/1946	Richmond	D2/316
4,107,856	8/1978	Bourque	36/50 X
4,270,285	6/1981	Antonious	36/50
4,451,995	6/1985	Antonious	36/54 X
4,907,352	3/1990	Ginsberg	36/50

FOREIGN PATENT DOCUMENTS

1043723 9/1966 United Kingdom 36/50

Primary Examiner—Louis S. Zarfaz
Attorney, Agent, or Firm—Nixon & Vanderhye

[57] **CLAIM**

The ornamental design for a shoe fastening member, as shown and described.

DESCRIPTION

FIG. 1 is a perspective view of a shoe fastening member showing my new design in a position of use;
FIG. 2 is a perspective view in a position of use in an unfastened state;
FIG. 3 is a top plan view thereof;
FIG. 4 is a left side elevational view thereof;
FIG. 5 is a front elevational view thereof;
FIG. 6 is a right side elevational view thereof;
FIG. 7 is a bottom plan view thereof;
FIG. 8 is a rear elevational view thereof; and,
FIG. 9 is a front elevational view thereof in an unfastened state.




Fig. 1



Fig. 2




Fig. 3



Fig. 4

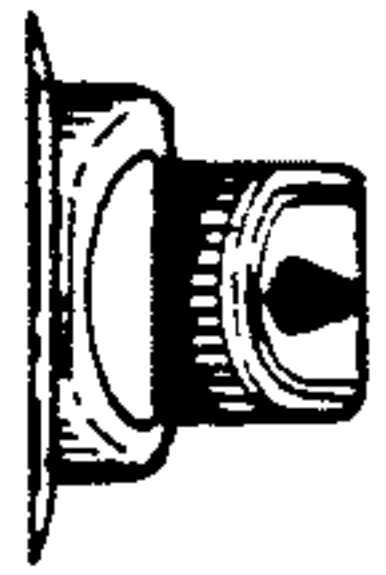


Fig. 5




Fig. 6



Fig. 7



Fig. 8

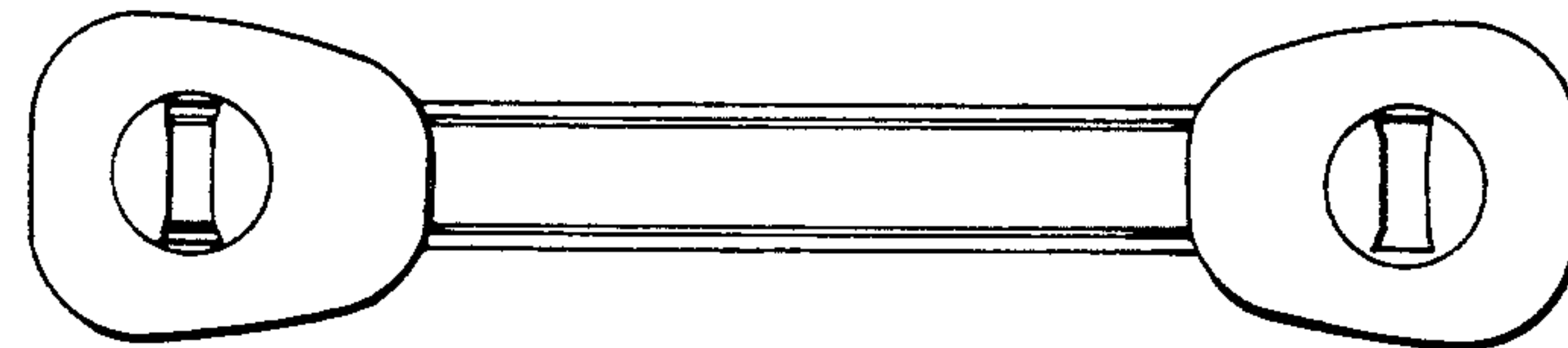


Fig. 9

