



US00D328499S

United States Patent [19]

[11] Patent Number: **Des. 328,499**

Hair

[45] Date of Patent: **** Aug. 4, 1992**

[54] PAVING STONE

[76] Inventor: **Roberta A. Hair**, 7554 Wooster Pk., Cincinnati, Ohio 45227

[**] Term: **14 Years**

[21] Appl. No.: **454,831**

[22] Filed: **Dec. 21, 1989**

[52] U.S. Cl. **D25/113**

[58] Field of Search 205/112-118, 205/131, 138, 151, 152-156; 52/590, 595, 596, 601, 605-611; 404/17, 19, 20, 28, 29, 34; 36, 39-41

[56] **References Cited**

FOREIGN PATENT DOCUMENTS

515227	11/1952	Belgium	404/41
1282047	11/1968	Fed. Rep. of Germany	404/41
699801	2/1931	France	404/28
1424153	11/1965	France	404/41
8502872	7/1985	World Int. Prop. O.	404/41

Primary Examiner—A. Hugo Word

Assistant Examiner—Doris Clark


Attorney, Agent, or Firm—Wood, Herron & Evans

[57] **CLAIM**

The ornamental design for paving stone, as shown and described.

DESCRIPTION

FIG. 1 is a top perspective view of a paving stone showing my new design;
 FIG. 2 is a bottom perspective view thereof;
 FIG. 3 is a top plan view thereof;
 FIG. 4 is a rear elevational view thereof;
 FIG. 5 is a front elevational view thereof;
 FIG. 6 is a left side elevational view, the right side being a mirror image thereof;
 FIG. 7 is a top perspective view of a second embodiment of a paving stone showing my new design;
 FIG. 8 is a bottom perspective view thereof;
 FIG. 9 is a top plan view thereof;
 FIG. 10 is a bottom plan view thereof;
 FIG. 11 is a rear elevational view thereof;
 FIG. 12 is a front elevational view thereof; and,
 FIG. 13 is a left side perspective view, the right side being a mirror image thereof.






FIG. 1

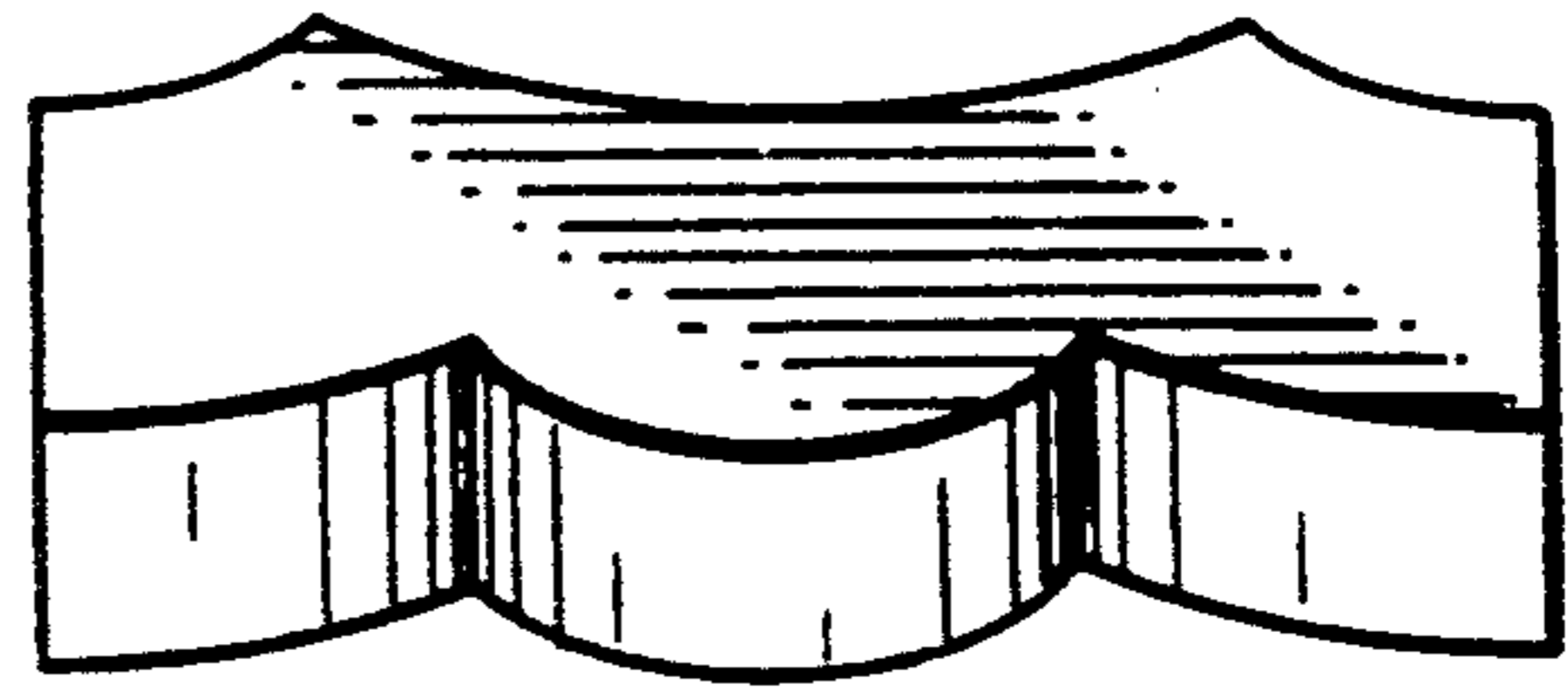


FIG. 2




FIG. 3



FIG. 4



FIG. 5




FIG. 6




FIG. 7

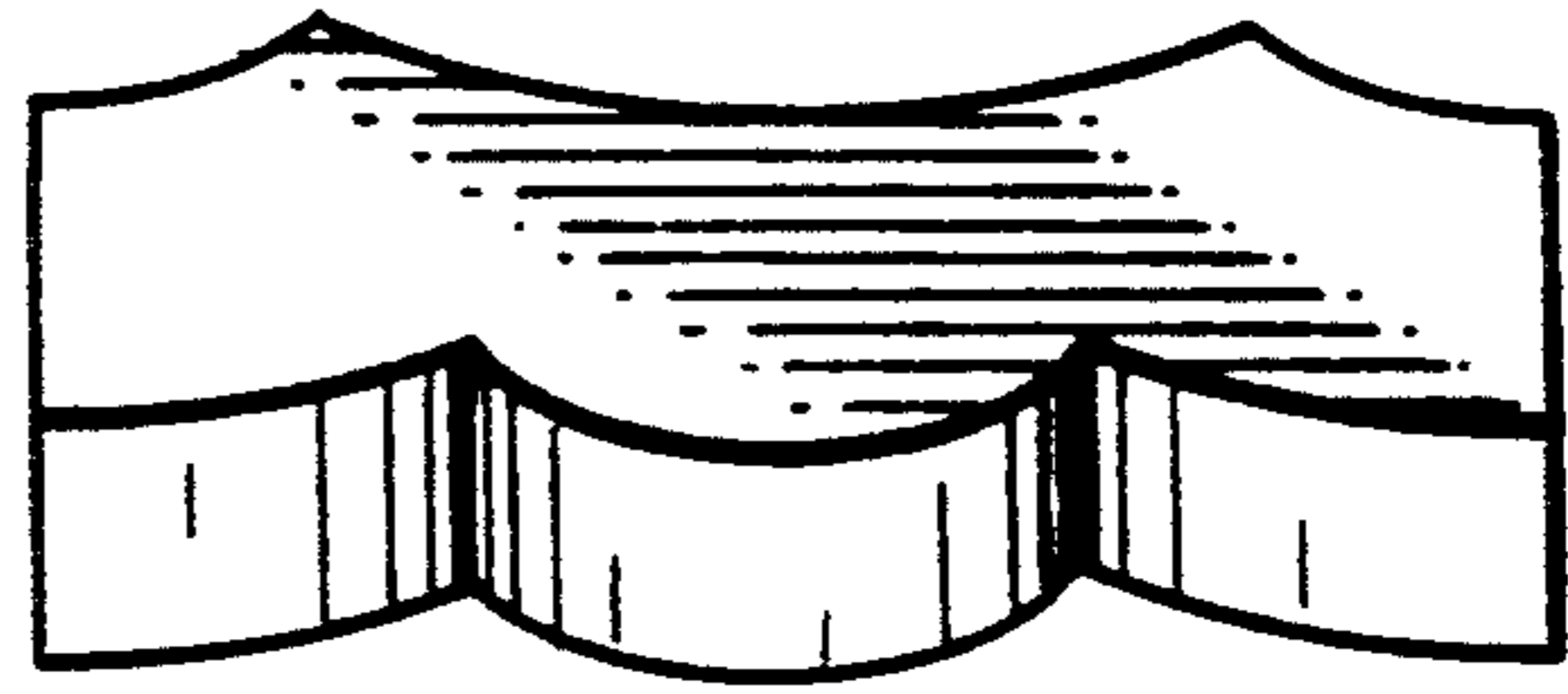


FIG. 8




FIG. 9




FIG. 10



FIG. 11



FIG. 12



FIG. 13