



US00D328496S

United States Patent [19]

Quigley et al.

[11] Patent Number: **Des. 328,496**

[45] Date of Patent: **** Aug. 4, 1992**

[54] **SURGICAL BREAST IMPLANT PROTECTOR**

[75] Inventors: **Patrick C. Quigley, Cameron Park;**
Timothy C. Quigley, Grizzly Flats,
both of Calif.

[73] Assignee: **Adept-Med International, Inc.,**
Cameron Park, Calif.

[**] Term: **14 Years**

[21] Appl. No.: **608,969**

[22] Filed: **Nov. 5, 1990**

[52] U.S. Cl. **D24/189; D24/133**

[58] Field of Search **D24/135, 145, 189, 133,**
D24/140; 606/213, 215, 216, 148, 150; 128/156

[56] **References Cited**

U.S. PATENT DOCUMENTS

D. 301,373 5/1989 Peters D24/189

4,646,731 3/1987 Brower 606/215
4,979,726 12/1990 Haverstock 606/216
5,033,462 7/1991 Storey, Jr. et al. 128/156

Primary Examiner—Stella Reid

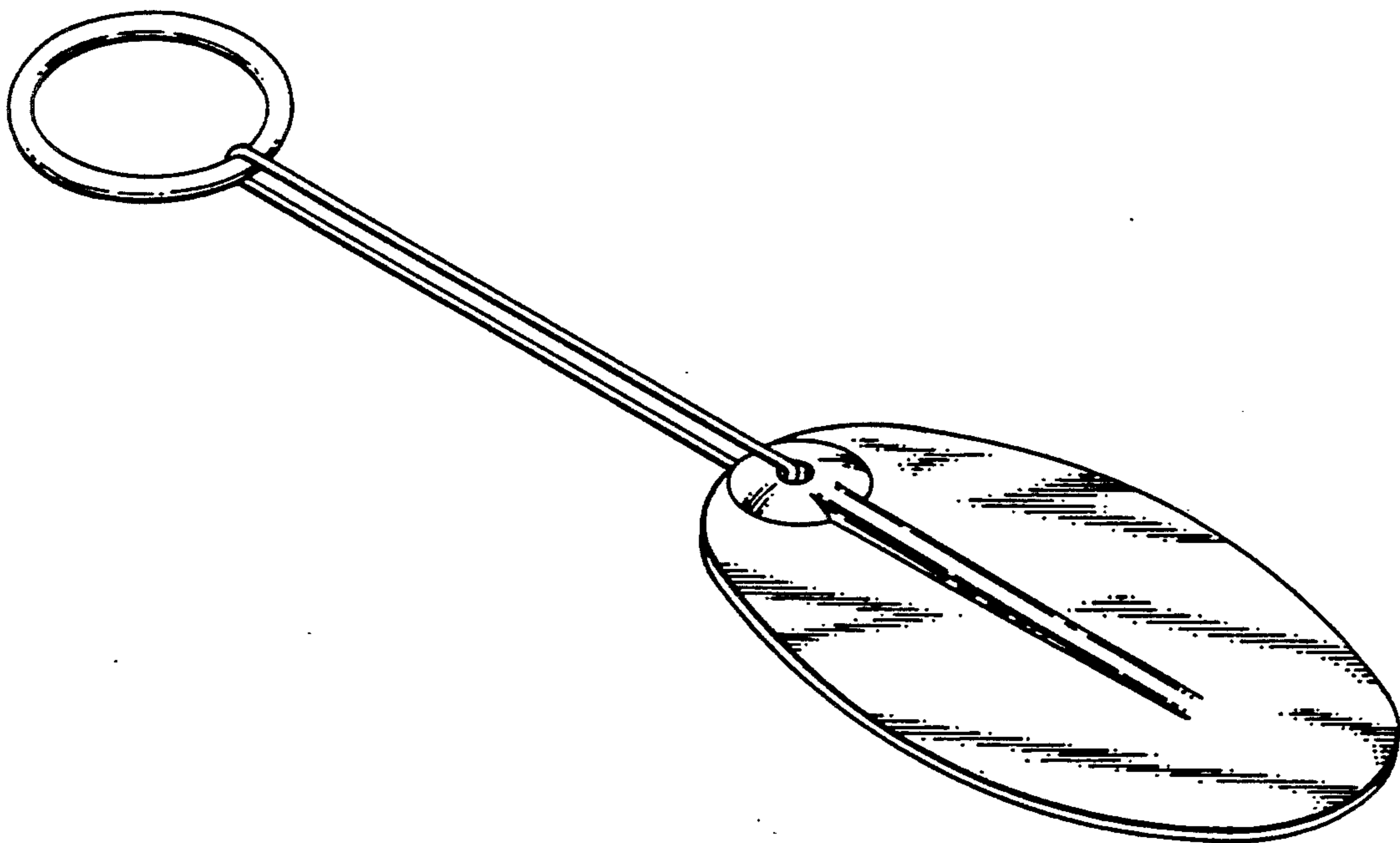
Attorney, Agent, or Firm—Lothrop & West

[57] CLAIM

The ornamental design for a surgical breast implant protector, as shown and described.

DESCRIPTION

FIG. 1 is a perspective view of a surgical breast implant protector, showing our new design; FIG. 2 is a top plan view thereof; FIG. 3 is a bottom plan view thereof; FIG. 4 is an elevational view of one side thereof, the opposite side being a mirror image of the figure shown; FIG. 5 is an elevational view of one end thereof; and, FIG. 6 is an elevational view of the other end thereof.



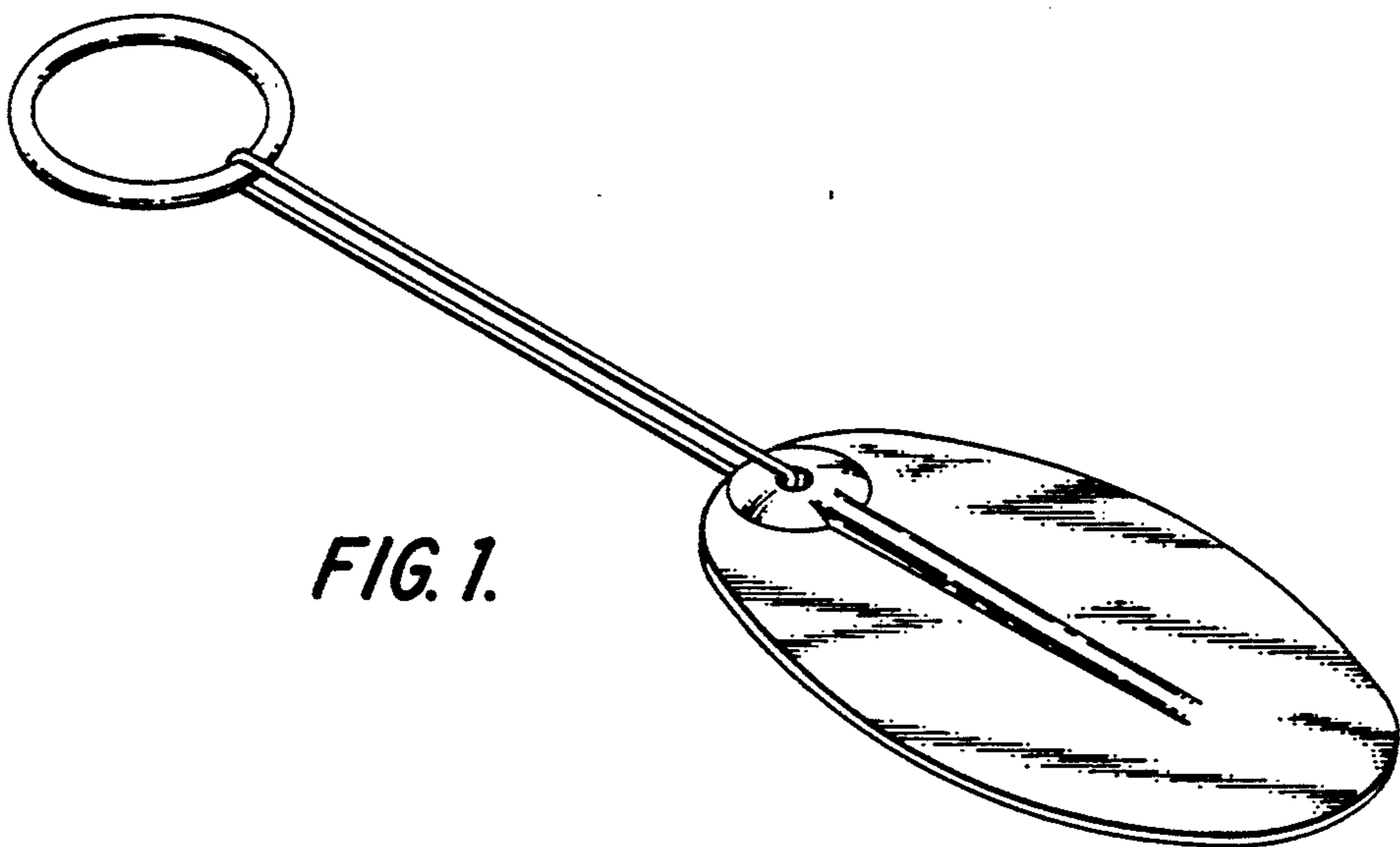


FIG. 1.

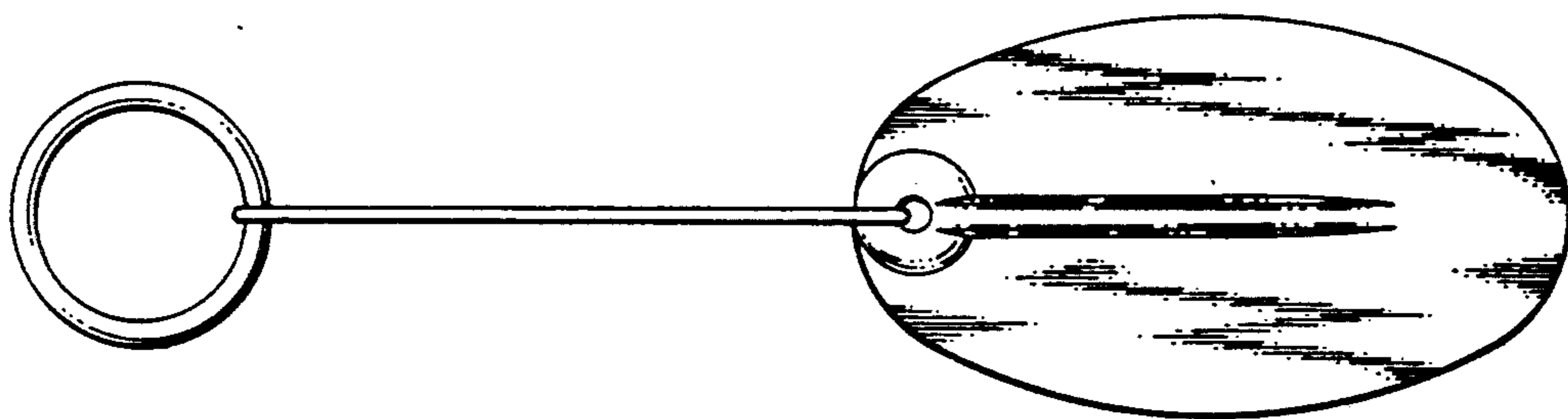


FIG. 2.

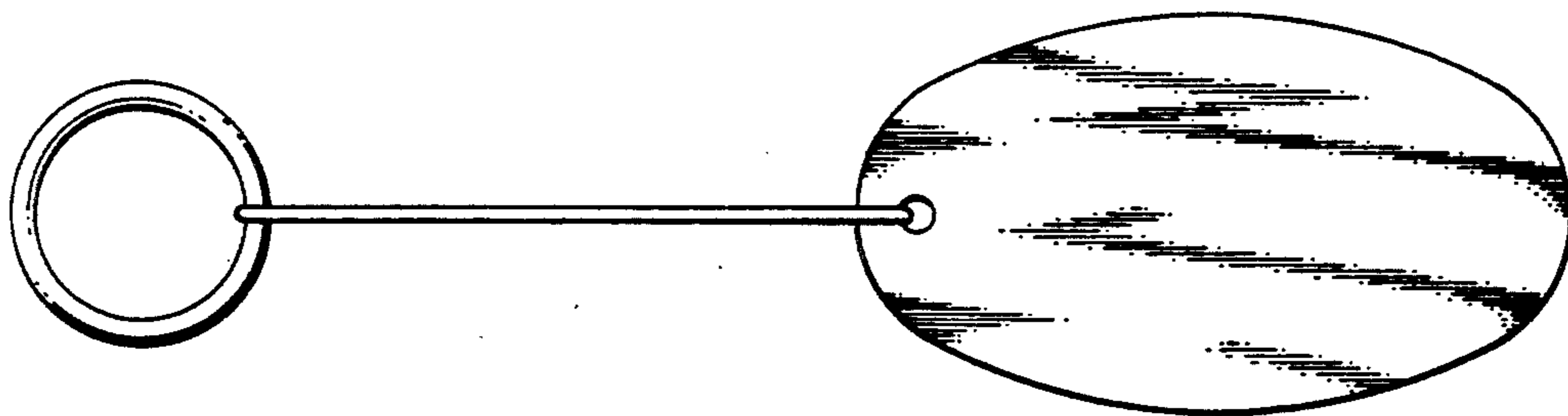


FIG. 3.

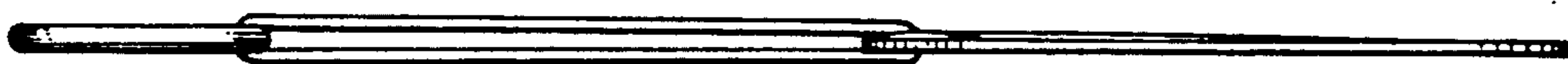


FIG. 4.



FIG. 5.



FIG. 6.