



US00D328484S

United States Patent [19]

[11] Patent Number: **Des. 328,484**

Hsien

[45] Date of Patent: **** Aug. 4, 1992**

[54] **GOLF GRIP**

[76] Inventor: **James C. Hsien**, 4601 Stillwater Ct.,
Concord, Calif. 94521

[**] Term: **14 Years**

[21] Appl. No.: **435,798**

[22] Filed: **Nov. 14, 1989**

[52] U.S. Cl. **D21/222**

[58] Field of Search **D21/222; 273/81 R, 81 B**

[56] **References Cited**

U.S. PATENT DOCUMENTS

- D. 174,183 3/1955 Karns .
- D. 189,852 3/1961 Cox .
- D. 189,853 3/1961 Cox .
- D. 197,015 12/1963 Karns .
- D. 223,462 4/1972 Spencer D21/222
- D. 243,355 2/1977 Spencer D21/222
- D. 281,991 12/1985 Solheim D21/222
- D. 290,730 7/1987 Solheim D21/222
- 2,941,806 6/1960 Stevens .
- 3,366,384 1/1968 Lamkin et al. .
- 3,706,453 12/1972 Rosasco, Jr. .
- 4,189,144 2/1980 Guzzle et al. .
- 4,629,191 12/1986 Mancuso .

OTHER PUBLICATIONS

1981 *Golf Digest*, Mar. 1981, pp. 28-30.

Primary Examiner—Melvin B. Feifer

Attorney, Agent, or Firm—Richard C. Litman

[57] **CLAIM**

The ornamental design for a golf grip, as shown and described.

DESCRIPTION

FIG. 1 is a front elevational view of a golf grip, showing my new design;

FIG. 2 is a right side elevational view thereof, the left side view being a mirror image thereof;

FIG. 3 is a rear elevational view thereof;

FIG. 4 is a top plan view thereof;

FIG. 5 is a bottom plan view thereof;


FIG. 6 is a developed plan view thereof;

FIG. 7 is a developed plan view of a second embodiment thereof;

FIG. 8 is a developed plan view of a third embodiment thereof, it being understood that the pattern is repeated throughout the grip as the other embodiments but shown partially for ease of illustration;

FIG. 9 is a developed plan view of a fourth embodiment thereof with the repeated pattern again shown partially for ease of illustration; and,

FIG. 10 is a developed plan view of a fifth embodiment thereof with the repeated pattern shown partially for ease of illustration.






FIG. 1

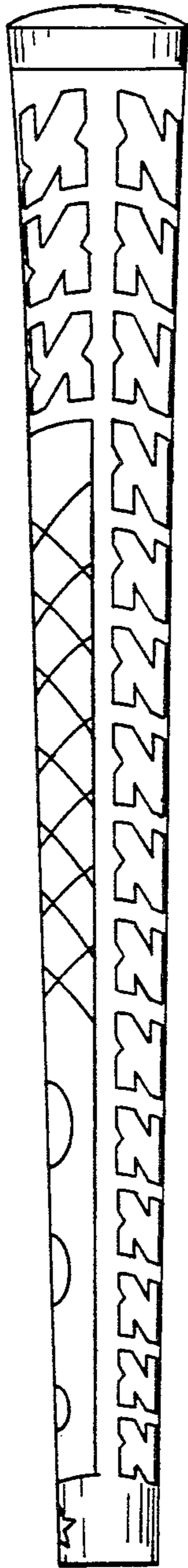


FIG. 2




FIG. 3

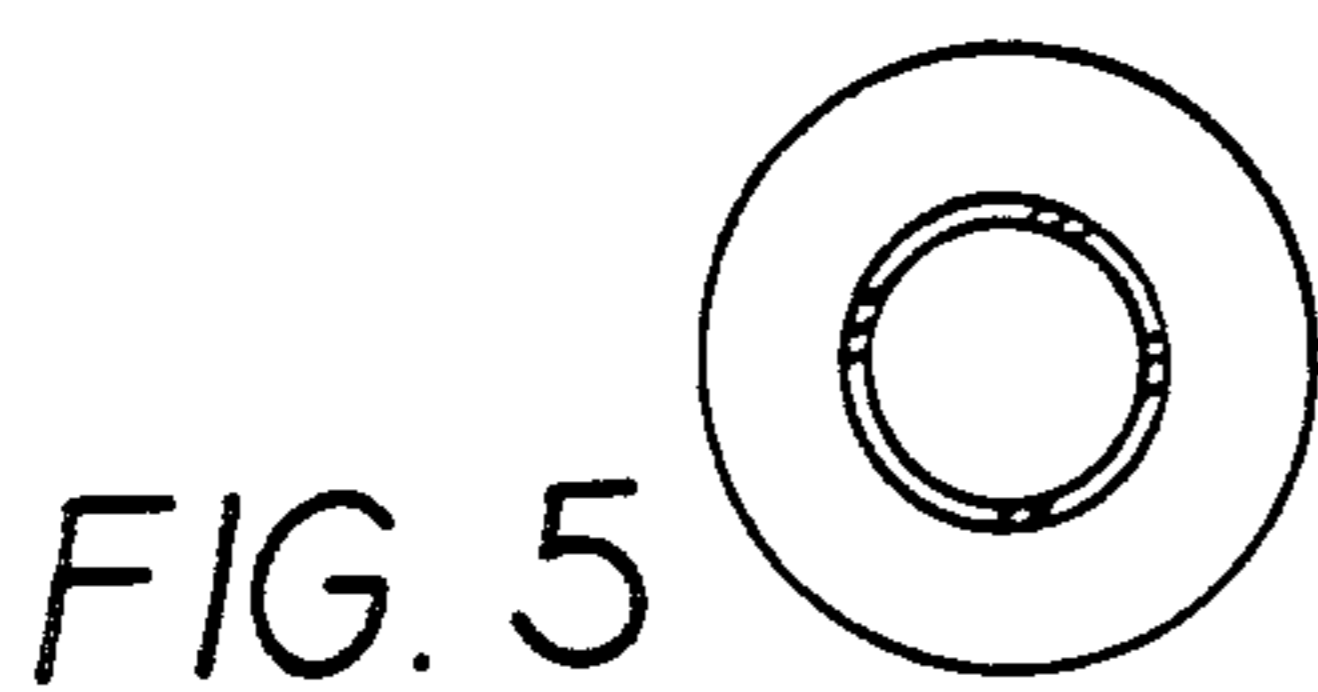


FIG. 5

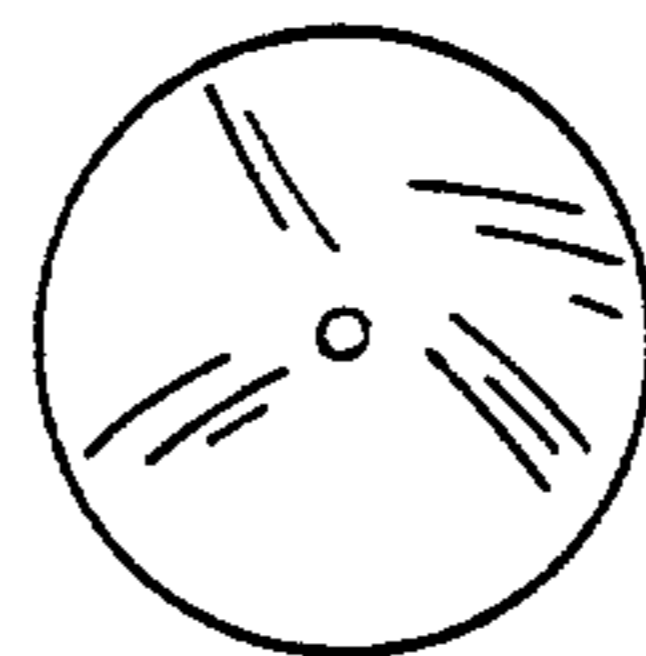


FIG. 4

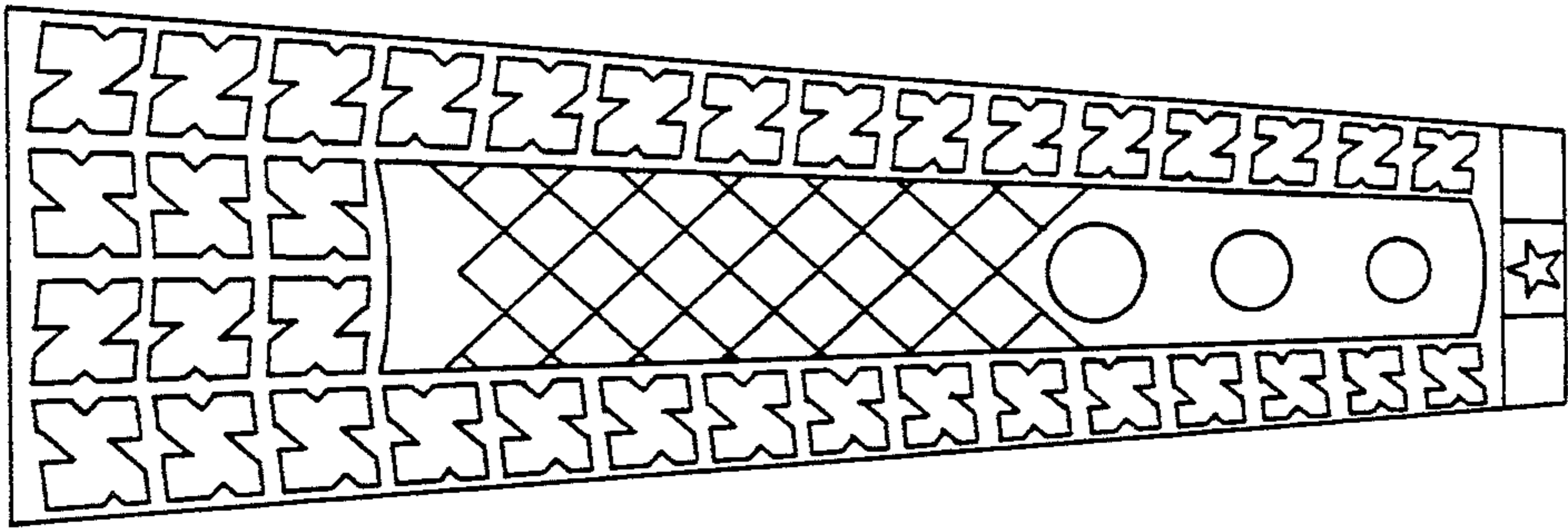


FIG. 6

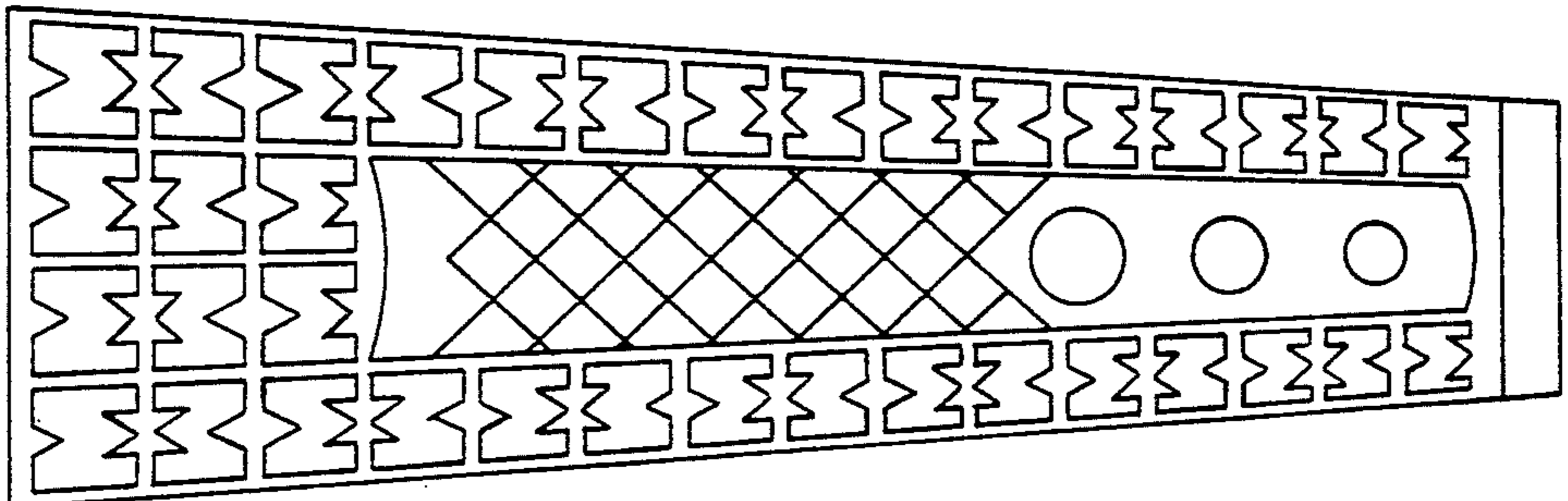


FIG. 7

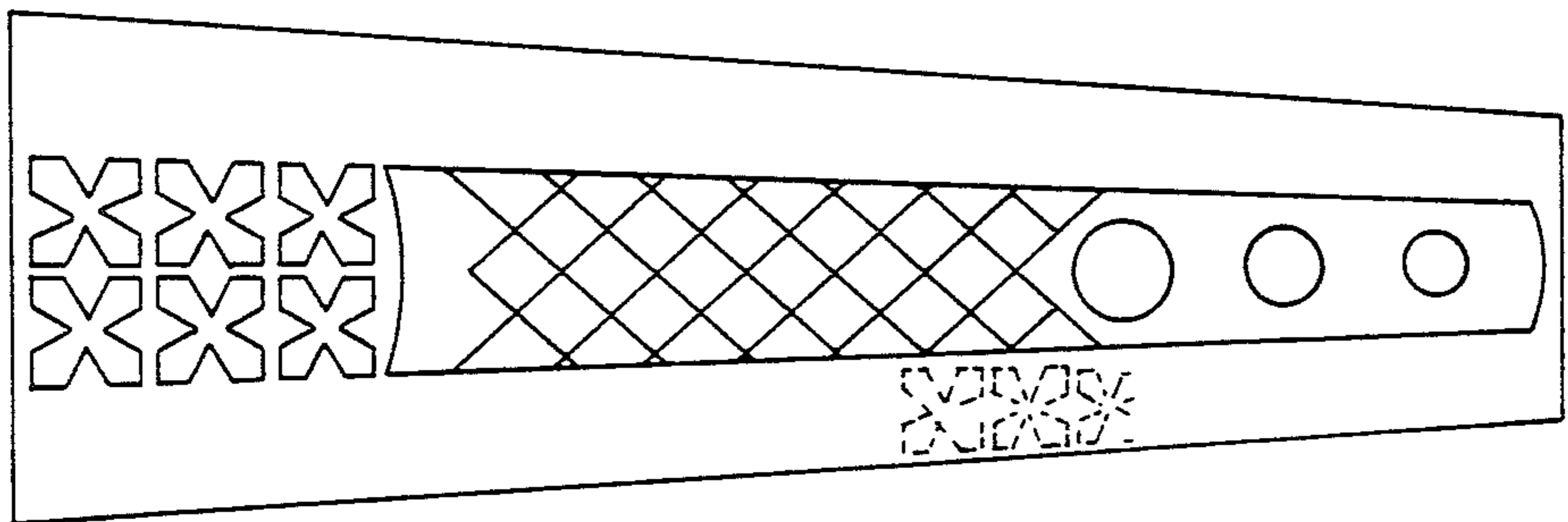


FIG. 8

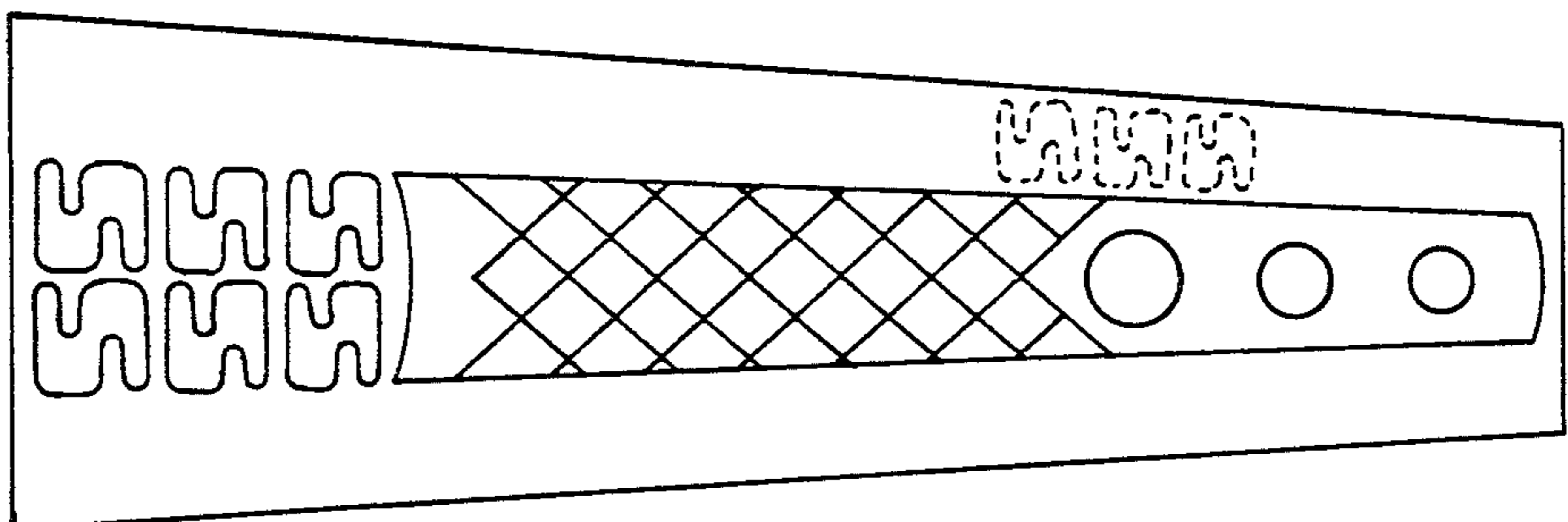


FIG. 9

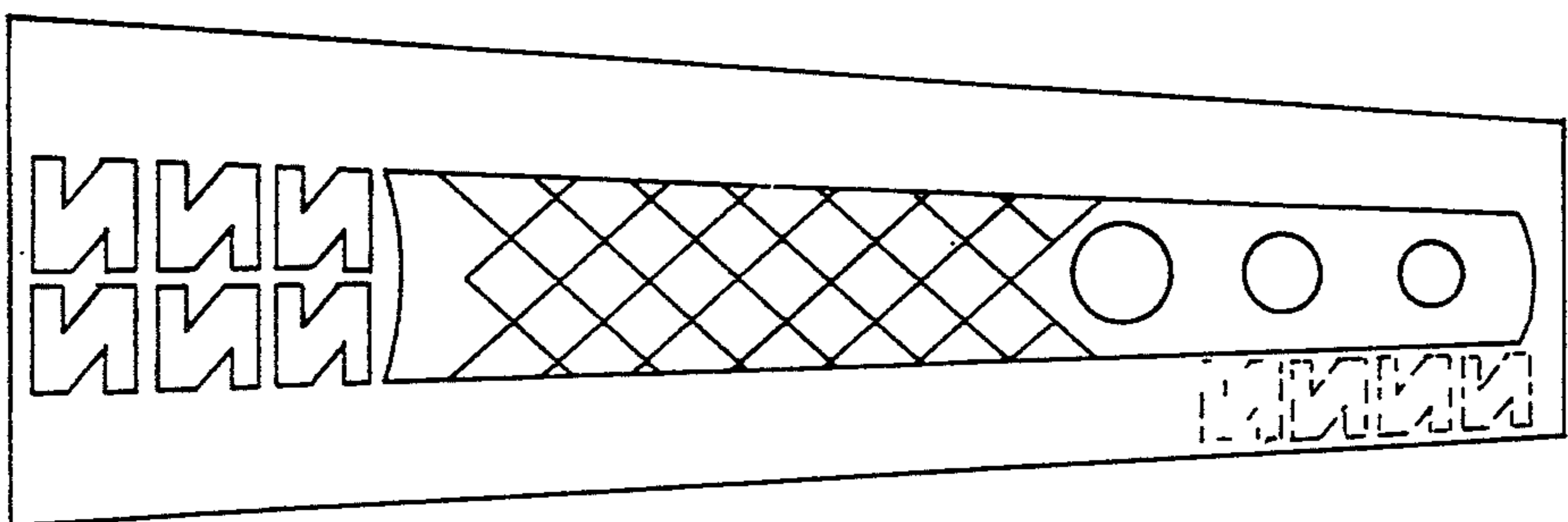


FIG. 10