



US00D328471S

United States Patent [19]

[11] Patent Number: **Des. 328,471**

Halm

[45] Date of Patent: **** Aug. 4, 1992**

[54] **COMBINED DISPENSER AND APPLICATOR FOR ADHESIVE STRIP MATERIAL**

[75] Inventor: **Hans Halm**, Herne, Fed. Rep. of Germany

[73] Assignee: **Henkel Kommanditgesellschaft auf Aktien**, Duesseldorf-Holthausen, Fed. Rep. of Germany

[**] Term: **14 Years**

[21] Appl. No.: **563,999**

[22] Filed: **Aug. 7, 1990**

[30] **Foreign Application Priority Data**

Feb. 8, 1990 [WO] World Int. Prop. O. DMA/001183

[52] U.S. Cl. **D19/69; D10/72; D19/67**

[58] Field of Search **D10/72; D19/66, 67, D19/68, 69; 225/7, 10, 16, 19, 45, 56, 65, 68, 76, 77, 89; 242/173, 84.8; 156/510, 523, 526, 527, 384; 221/26, 30, 32**

[56] **References Cited**

U.S. PATENT DOCUMENTS

- D. 179,091 10/1956 Pangburn D19/69
- D. 274,825 7/1984 Lissoni D19/69
- D. 286,414 10/1986 Pappalardo D19/66

- D. 298,339 11/1988 Eisenberg et al. D19/67
- D. 319,664 9/1991 DeLucchi D19/69
- 1,572,063 2/1926 Black D19/69 X
- 2,362,640 11/1944 Krueger 225/89
- 2,400,435 5/1946 Nelson et al. 156/527
- 2,747,540 5/1956 Moore 156/524 X
- 3,125,263 3/1964 Harbour D19/69 X
- 4,238,272 12/1980 Schleicher 156/527

FOREIGN PATENT DOCUMENTS

1070953 6/1967 United Kingdom 156/523

Primary Examiner—Donald P. Walsh

Assistant Examiner—Martha Thompson

Attorney, Agent, or Firm—Ernest G. Szoke; Wayne C. Jaeschke; Kenneth Watov

[57] **CLAIM**

The ornamental design for a combined dispenser and applicator for adhesive strip material, as shown and described.

DESCRIPTION

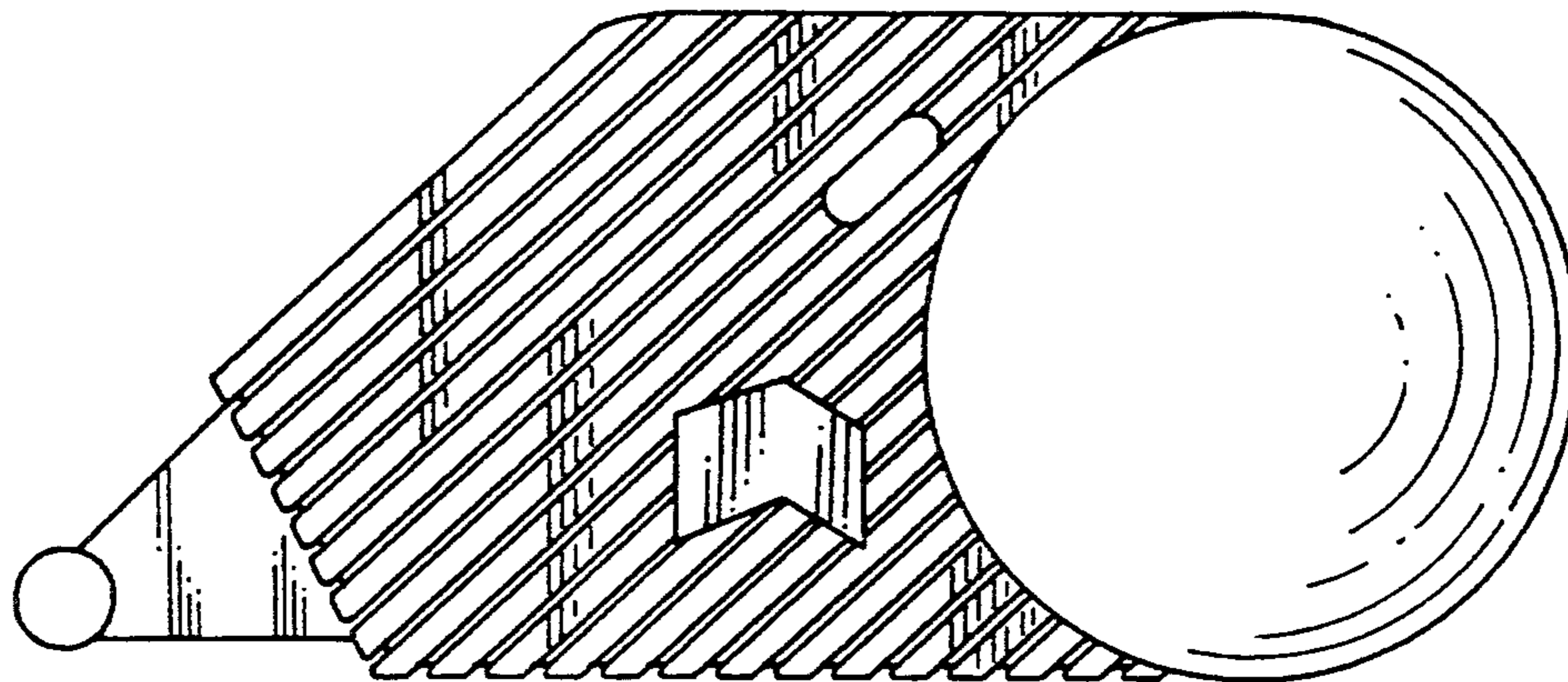
FIG. 1 is a front elevational view of a combined dispenser and applicator for adhesive strip material showing my new design;

FIG. 2 is a rear elevational view thereof;

FIG. 3 is a right side elevational view, the left side being a mirror image thereof;

FIG. 4 is a top plan view thereof; and,

FIG. 5 is a bottom plan view thereof.



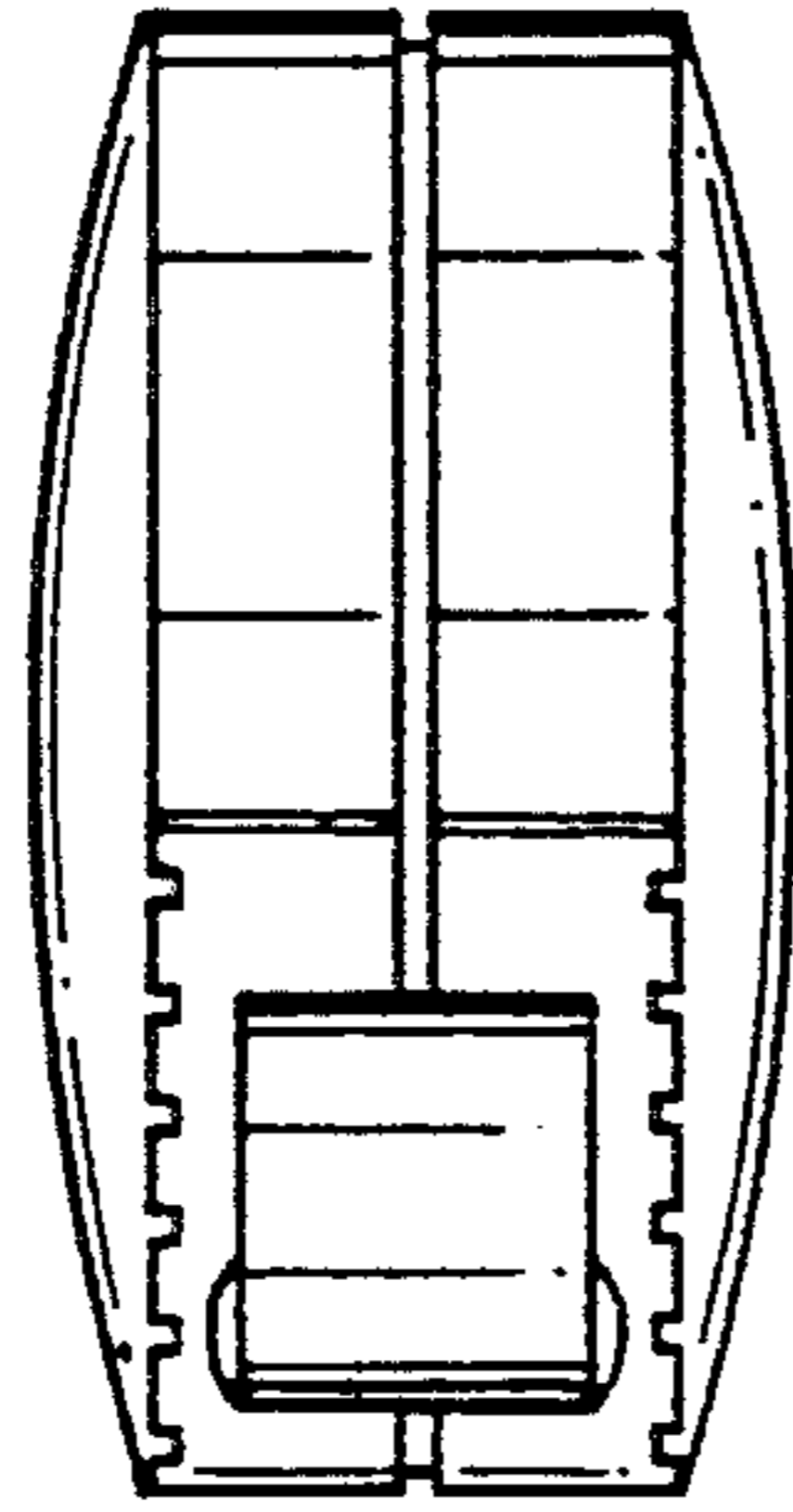


FIG. 1

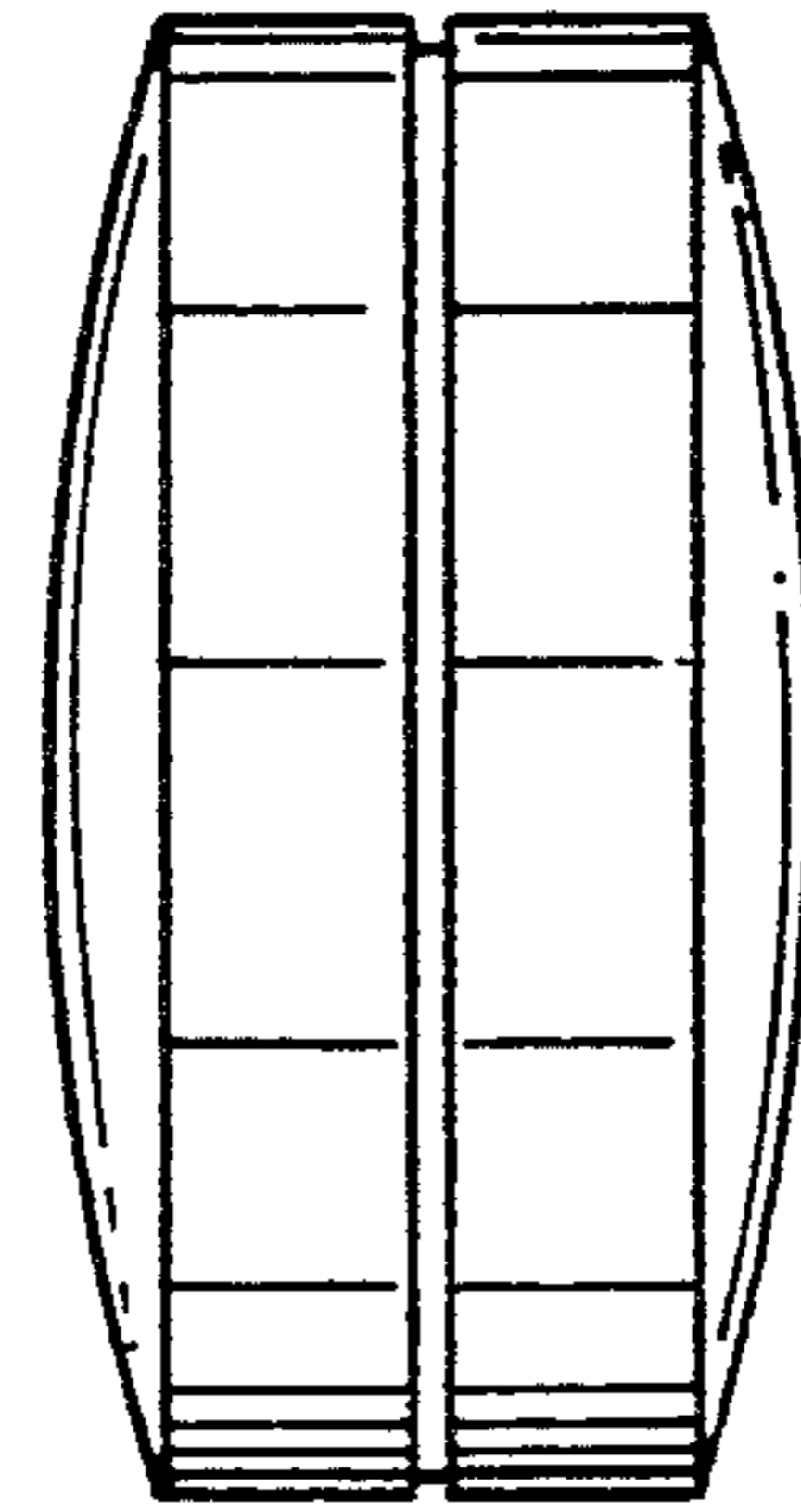


FIG. 2

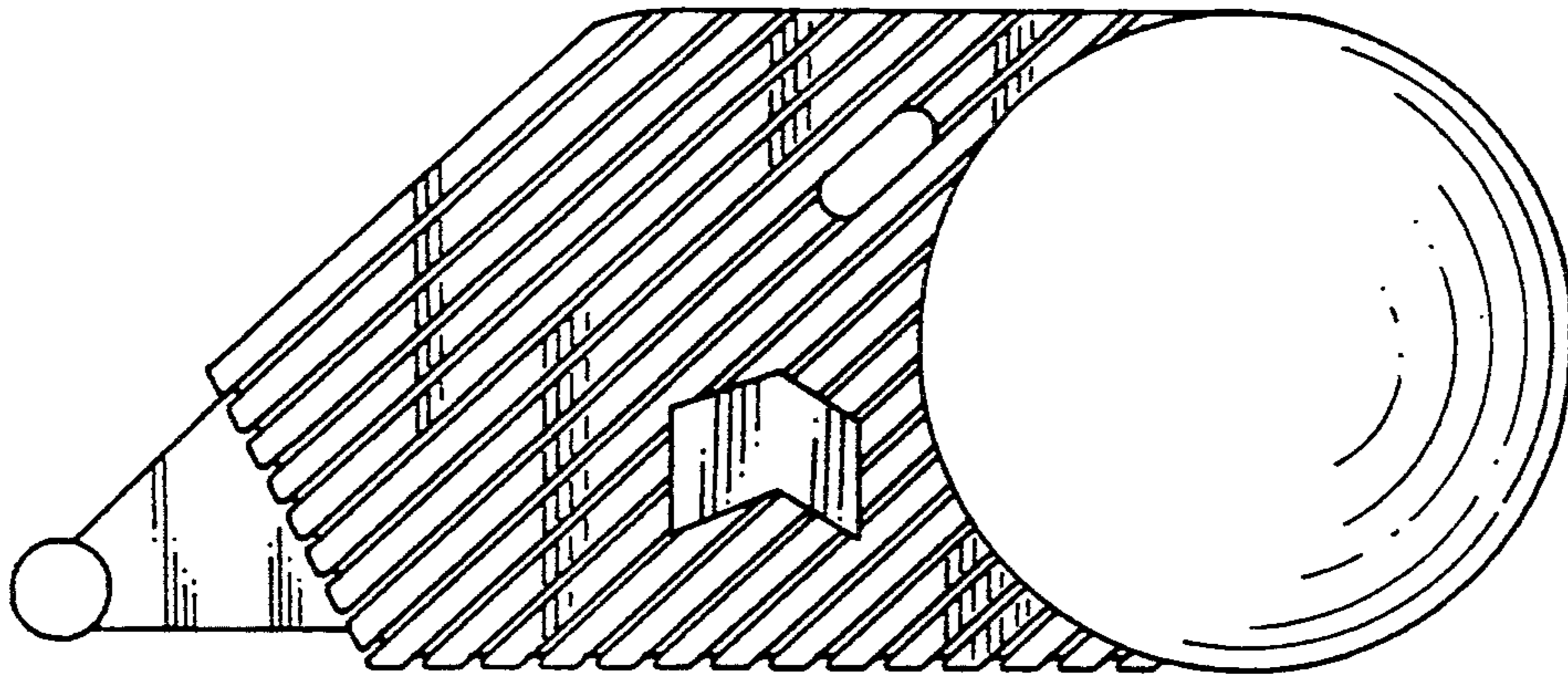


FIG. 3

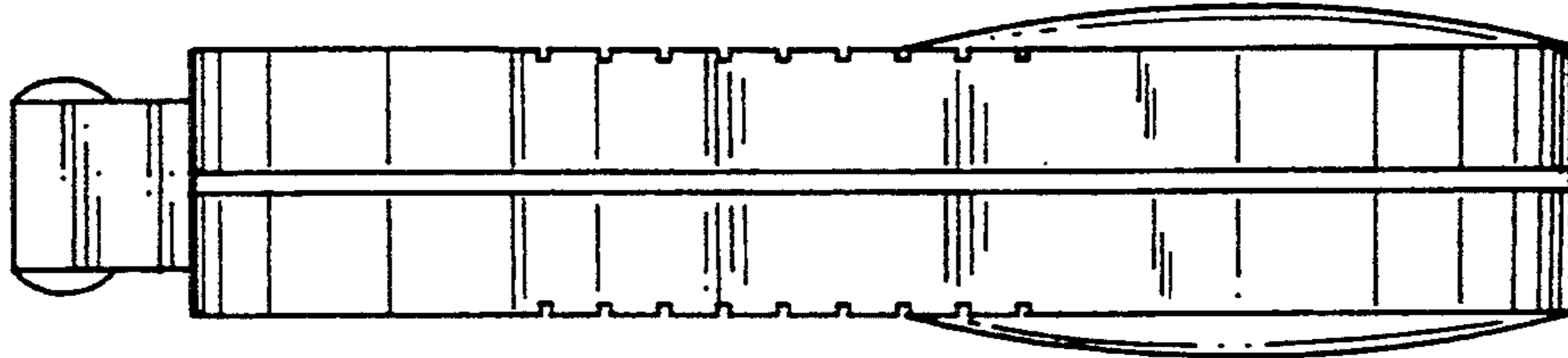


FIG. 4

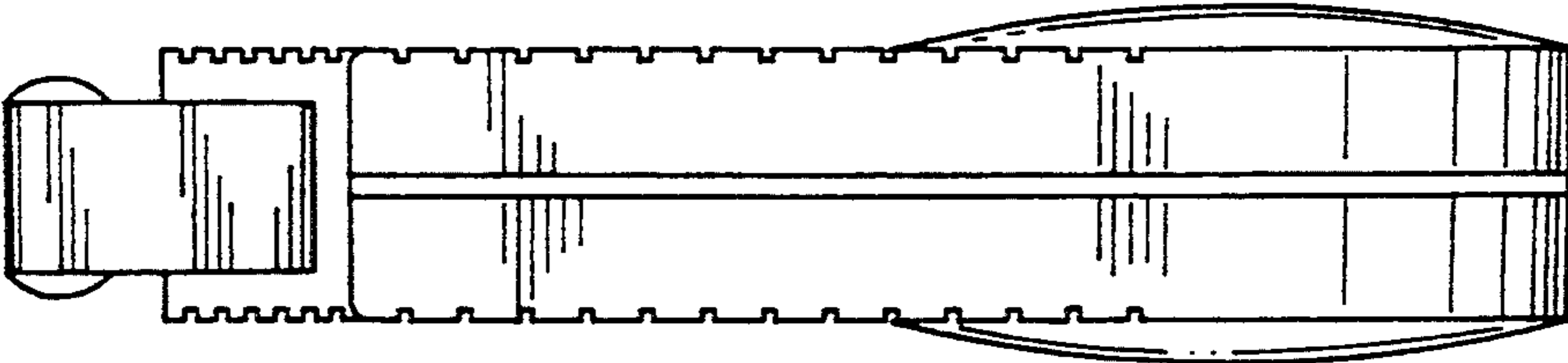


FIG. 5