



US00D328461S

# United States Patent [19]

Daido et al.

[11] Patent Number: **Des. 328,461**

[45] Date of Patent: **\*\* Aug. 4, 1992**

## [54] HEADPHONE

[75] Inventors: **Fumitake Daido; Katsumi Yamatogi**, both of Tokyo, Japan

[73] Assignee: **Sony Corporation**, Tokyo, Japan

[\*\*] Term: **14 Years**

[21] Appl. No.: **328,558**

[22] Filed: **Mar. 24, 1989**

### [30] Foreign Application Priority Data

Sep. 30, 1988 [JP] Japan ..... 63-38478

[52] U.S. Cl. .... **D14/205**

[58] Field of Search ..... D14/204, 205, 206, 223; 381/25, 68, 91, 122, 156, 158, 183, 187; 379/430, 444; 181/129, 133

### [56] References Cited

#### U.S. PATENT DOCUMENTS

D. 255,352 6/1980 Besasie ..... D14/205

D. 301,145 5/1989 Besasie et al. .... D14/206 X

### OTHER PUBLICATIONS

Crutchfield Summer 1987 Catalog; copyright 1987; p. 93; Left side-Item C-Sony Model MDR-V6 headphones.

Stereo Review; Jun. 1985; p. 14; Top left-Audio-Techna Model ATH-V7 headphones.

*Primary Examiner*—Theodore M. Shooman

*Attorney, Agent, or Firm*—Lewis H. Eslinger; Jay H. Maioli

### [57] CLAIM

The ornamental design for a headphone, as shown and described.

### DESCRIPTION

FIG. 1 is a top, front, and left-side perspective view of a headphone, showing our new design; FIG. 2 is a front elevational view thereof; FIG. 3 is a rear elevational view thereof; FIG. 4 is a left-side elevational view thereof; FIG. 5 is a right-side elevational view thereof; FIG. 6 is a top plan view thereof; and, FIG. 7 is a bottom plan view thereof.





FIG. 1



**FIG. 2**



**FIG. 6**

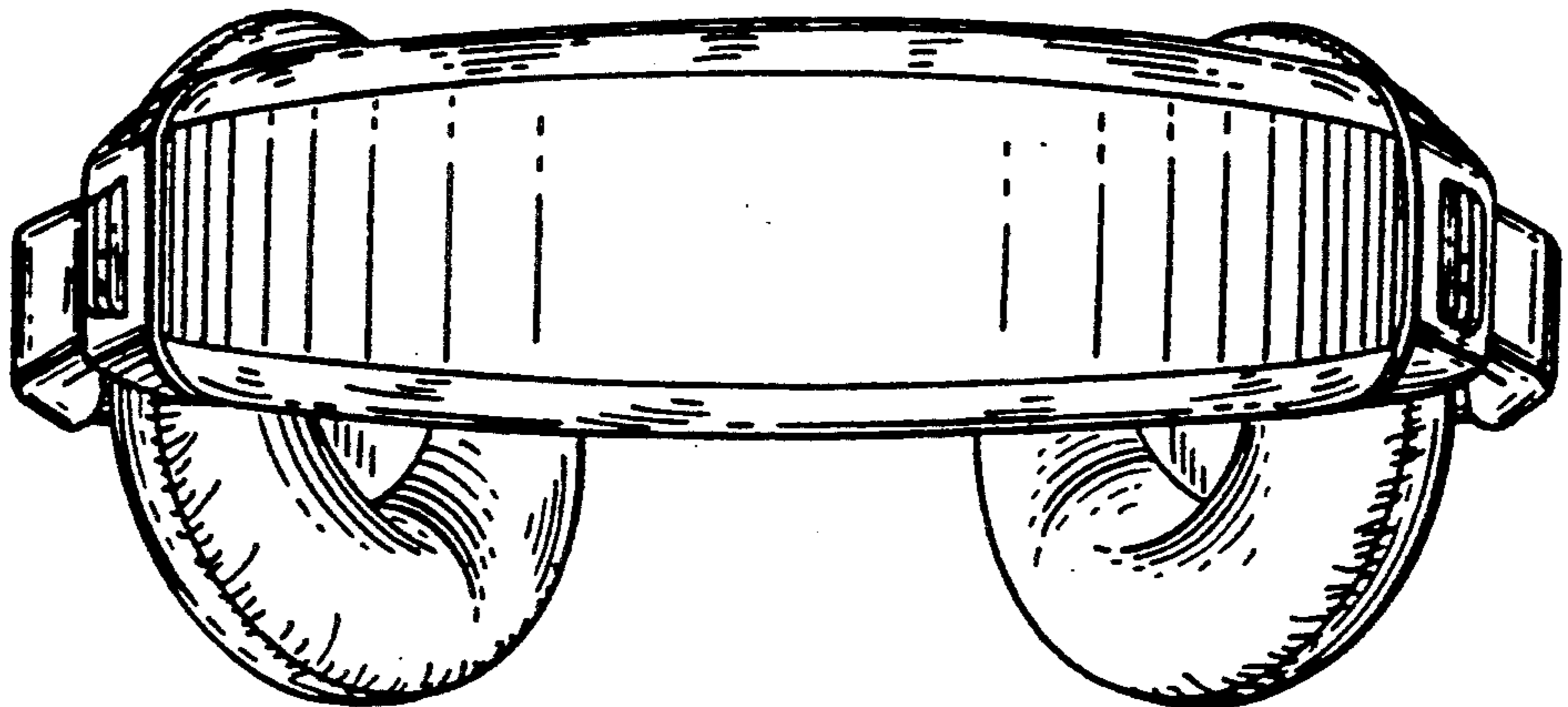


FIG. 4


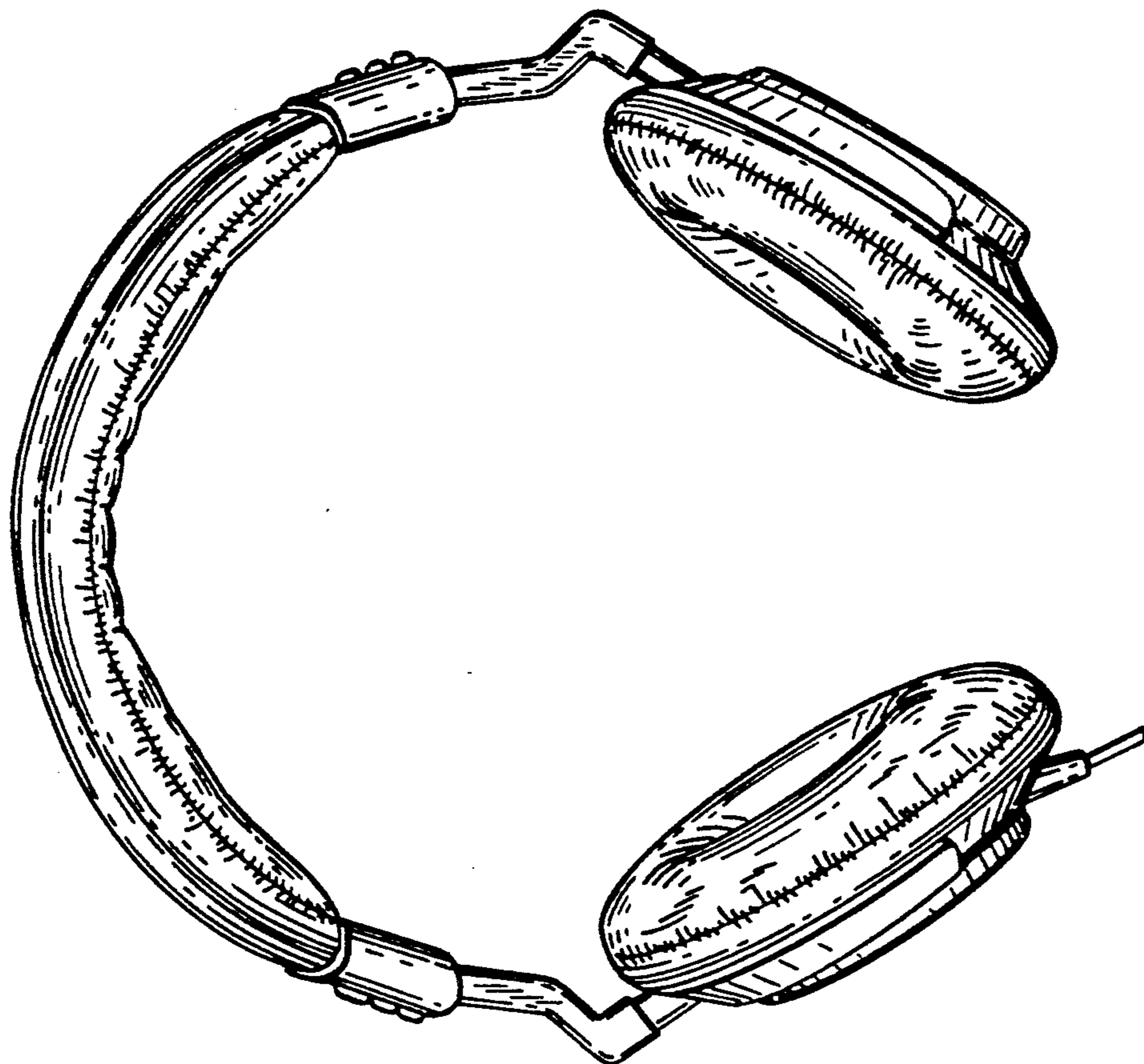



FIG. 3



*FIG. 5*



*FIG. 7*

