



US00D328431S

United States Patent [19]

[11] Patent Number: **Des. 328,431**

Skidmore et al.

[45] Date of Patent: **** Aug. 4, 1992**

[54] CONTAINER

[75] Inventors: **John E. Skidmore, Hamilton; Sonya S. Hewitt; Louis Y. Gutting, both of Cincinnati, all of Ohio**

[73] Assignee: **The Procter & Gamble Company, Cincinnati, Ohio**

[**] Term: **14 Years**

[21] Appl. No.: **443,782**

[22] Filed: **Nov. 28, 1989**

[52] U.S. Cl. **D9/523; D9/417**

[58] Field of Search **D9/375, 376, 417, 392, D9/406, 373, 374; 215/1 R, 1 C; 229/108, 125.01, 162**

| | | | |
|-----------|---------|------------------------|-----------|
| 2,214,944 | 9/1940 | Vogt | 229/7 |
| 2,294,473 | 3/1940 | Makeley | 229/4.5 |
| 2,560,761 | 7/1951 | Ferguson | 206/509 X |
| 2,616,610 | 11/1952 | Tomarin | 229/17 |
| 2,755,982 | 7/1956 | Vander Lugt | 229/162 X |
| 4,560,090 | 12/1985 | Okushita | 222/81 |
| 4,572,422 | 2/1986 | Heuberger et al. | 229/7 R |
| 4,640,441 | 2/1987 | Bunschoten | 222/215 X |
| 4,696,840 | 9/1987 | McCullough et al. | 220/462 |
| 4,796,802 | 1/1989 | Reil | 229/108 |

FOREIGN PATENT DOCUMENTS

| | | | |
|----------|--------|--------------------------|---------|
| 91/03401 | 3/1991 | World Int. Prop. O. | 229/108 |
|----------|--------|--------------------------|---------|

Primary Examiner—Bernard Ansher

Assistant Examiner—Lucy Lieberman

Attorney, Agent, or Firm—Richard C. Witte; Thomas H. O'Flaherty; Kevin C. Johnson

[56] **References Cited**

U.S. PATENT DOCUMENTS

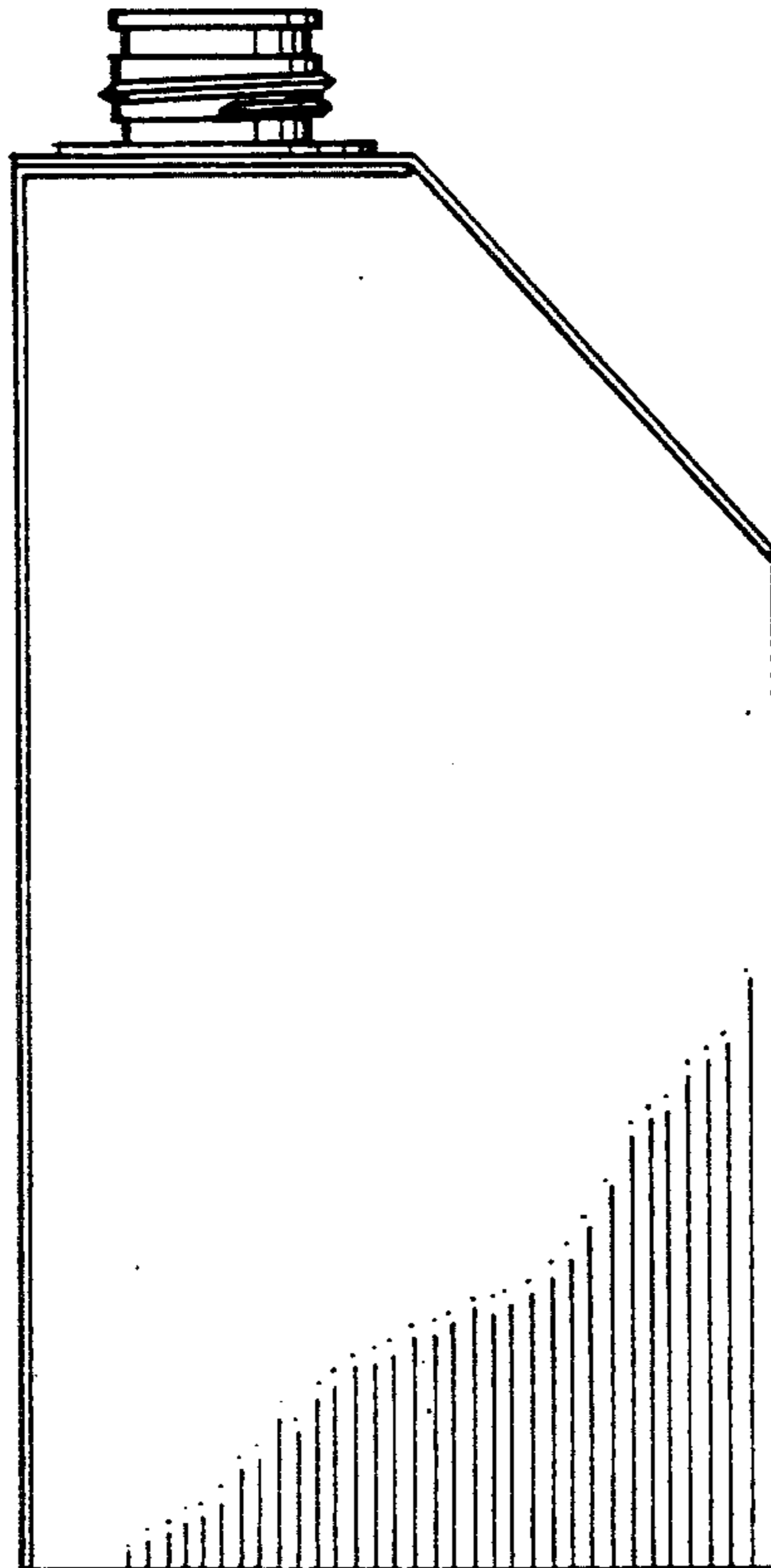
| | | | |
|------------|---------|----------------|----------|
| D. 53,724 | 8/1919 | Wrigley | D9/418 |
| D. 73,990 | 11/1927 | Young | D9/375 |
| D. 194,071 | 11/1962 | Anderson | D9/375 |
| D. 264,127 | 4/1982 | Peterson | D9/375 X |
| D. 295,021 | 4/1988 | Logsdon | D9/375 |
| D. 309,080 | 7/1990 | Buchholz | D9/375 |
| D. 314,703 | 2/1991 | Segati | D9/375 |
| 1,929,490 | 10/1933 | Golden | 206/44 |
| 2,135,855 | 11/1938 | Snyder | 229/37 |
| 2,177,918 | 10/1939 | Vogt | 229/14 |

[57] **CLAIM**

The ornamental design for a container, as shown and described.

DESCRIPTION

FIG. 1 is a front elevational view of a container embodying our new design;
 FIG. 2 is a rear elevational view thereof;
 FIG. 3 is a right side elevational view thereof;
 FIG. 4 is a left side elevational view thereof;
 FIG. 5 is a top plan view thereof; and,
 FIG. 6 is a bottom plan view thereof.



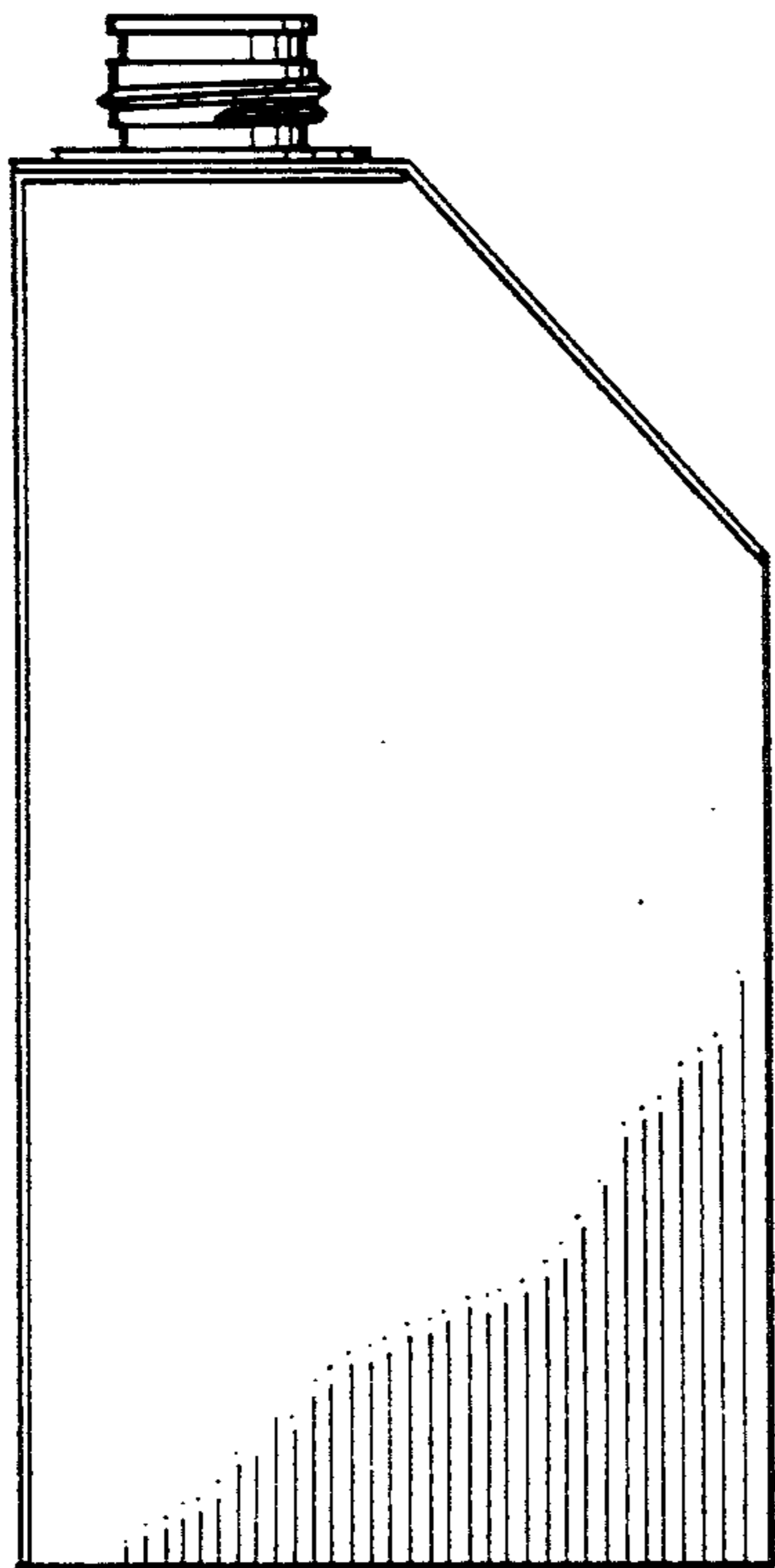


Fig. 1

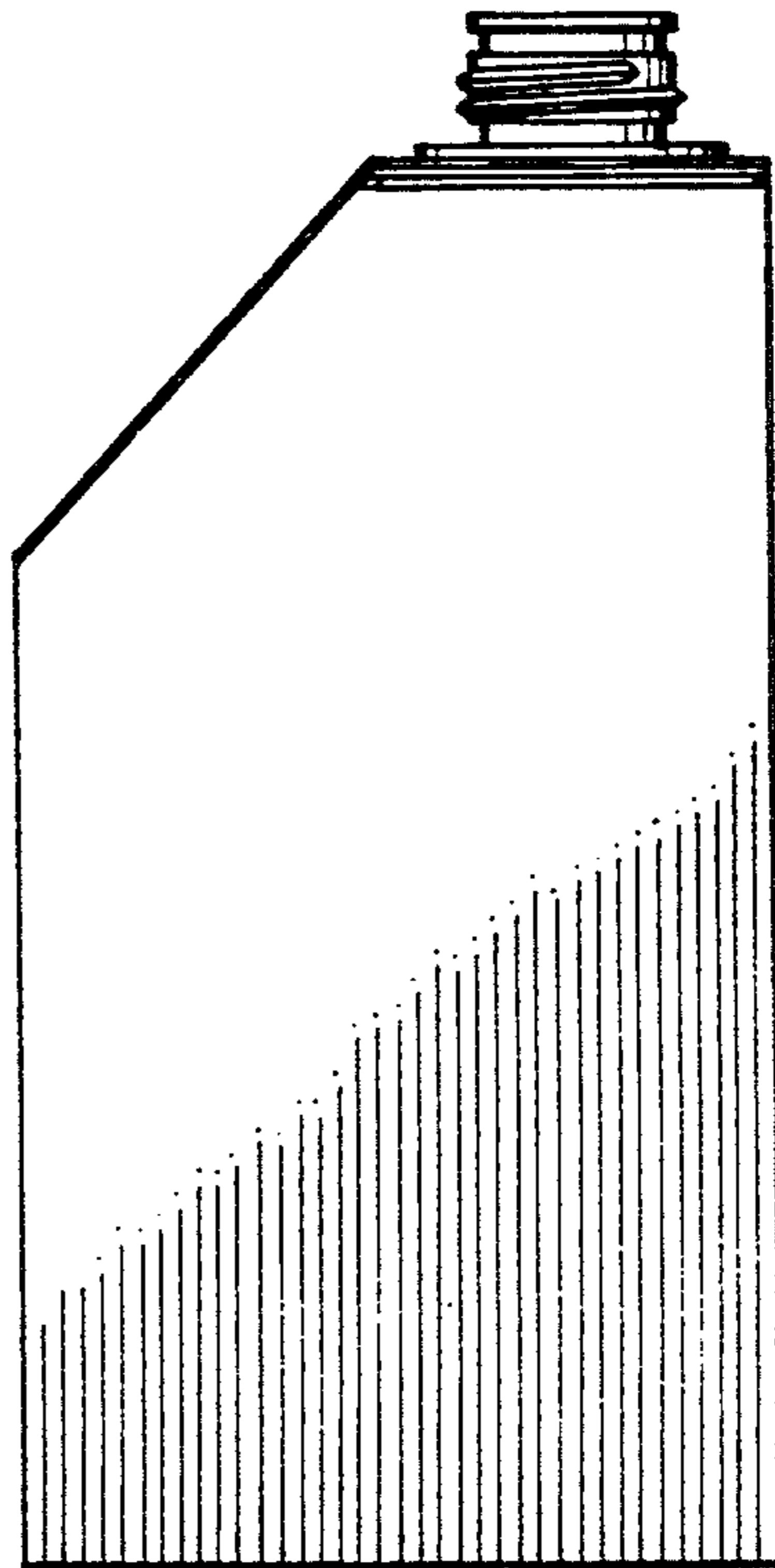


Fig. 2




Fig. 3

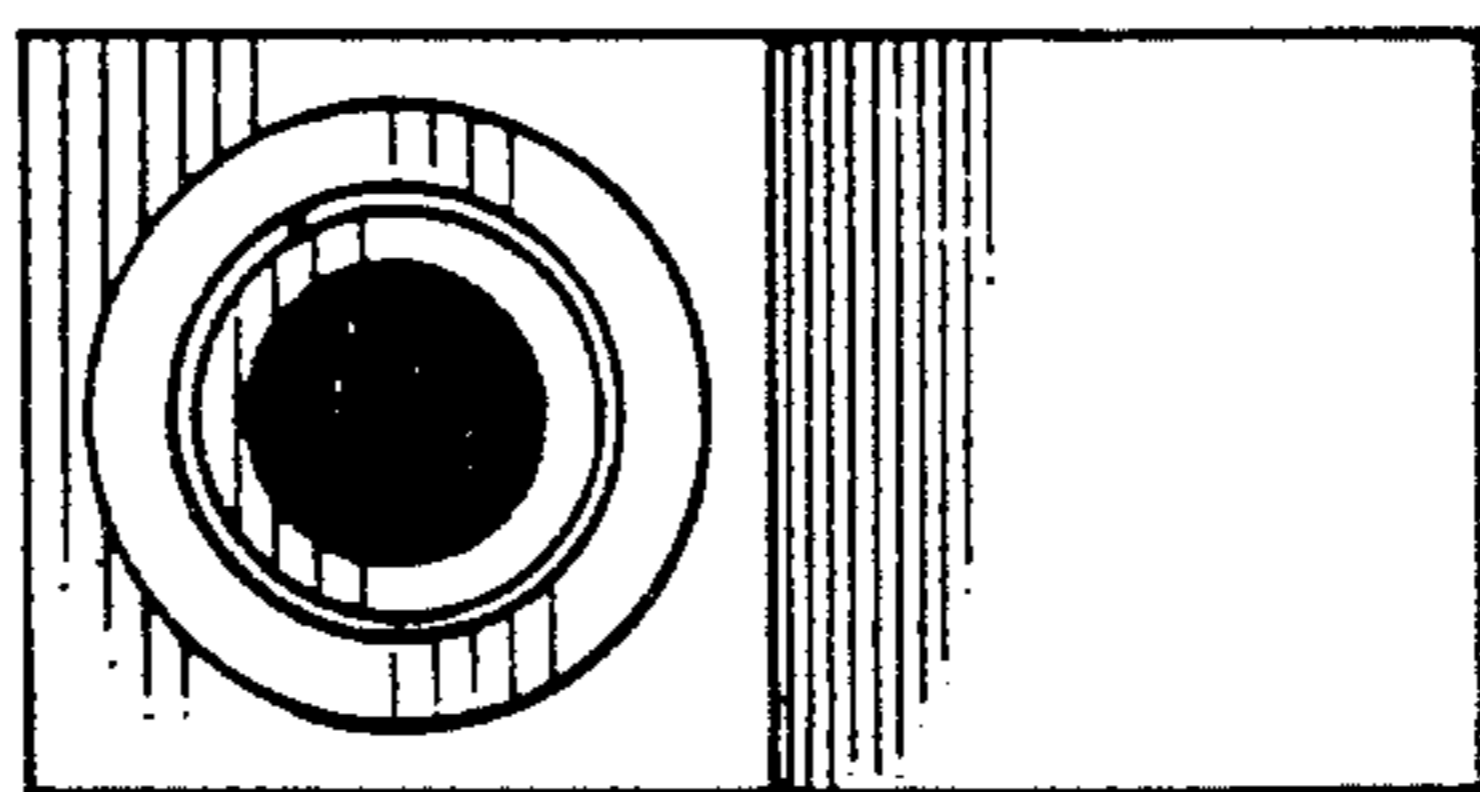


Fig. 5

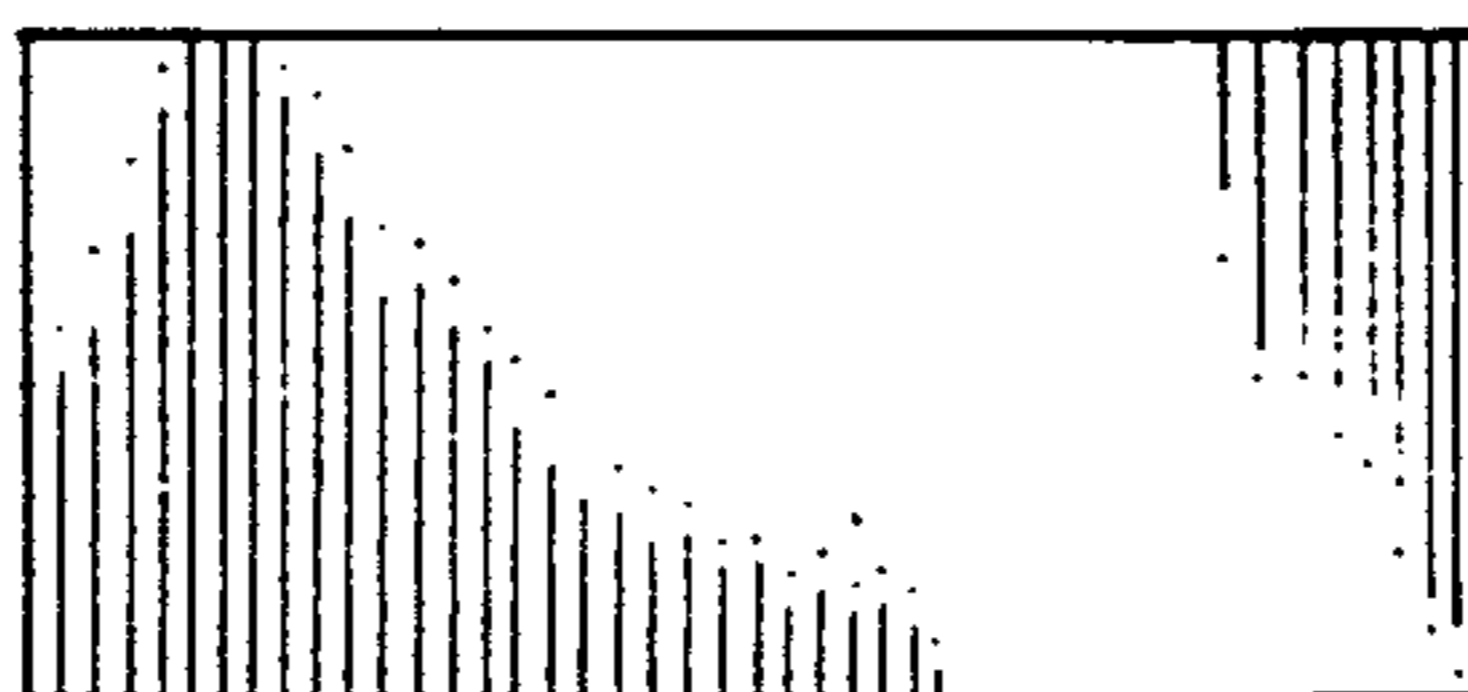


Fig. 6




Fig. 4