



US00D328426S

United States Patent [19]

[11] Patent Number: **Des. 328,426**

Berzon

[45] Date of Patent: **** Aug. 4, 1992**

[54] **BOX**

2,362,230 11/1944 Zimmerman 229/110 X
3,142,430 7/1964 Meyers 229/115 X

[75] Inventor: **Ronit Berzon, Jerusalem, Israel**

[73] Assignee: **Jerusalem Investors Ltd., Jerusalem, Israel**

[**] Term: **14 Years**

[21] Appl. No.: **527,164**

[22] Filed: **May 22, 1990**

[30] **Foreign Application Priority Data**

Nov. 22, 1989 [IL] Israel 15774

[52] U.S. Cl. **D9/430**

[58] Field of Search **D9/430, 433, 414, 423, D9/418; 206/45.32, 551, 521.2, 822; 229/115, 108, 109, 110, 902, 922, DIG. 13**

[56] **References Cited**

U.S. PATENT DOCUMENTS

- D. 76,634 10/1928 Riegel D9/430
- D. 82,181 9/1930 Sawin D9/414
- D. 184,473 2/1959 Lahoud D9/414
- D. 292,876 11/1987 Grunhut D9/423 X
- D. 317,721 6/1991 Fiorillo et al. D9/430
- 1,716,975 6/1929 Phillips 229/115

OTHER PUBLICATIONS

Packaging, Aug. 1962, p. 259, triangular container, top left of the page.

Modern Packaging, Oct. 1971, p. 15, triangular package, bottom right of the page.

Making Small Wooden Boxes, 1986, p. 33 triangle box.

Primary Examiner—Bernard Ansher

Assistant Examiner—Prabhakar Deshmukh

Attorney, Agent, or Firm—Helfgott & Karas

[57] **CLAIM**

The ornamental design for a box, as shown and described.

DESCRIPTION

FIG. 1 is a perspective view of a box showing my new design;

FIG. 2 is a top plan view thereof;

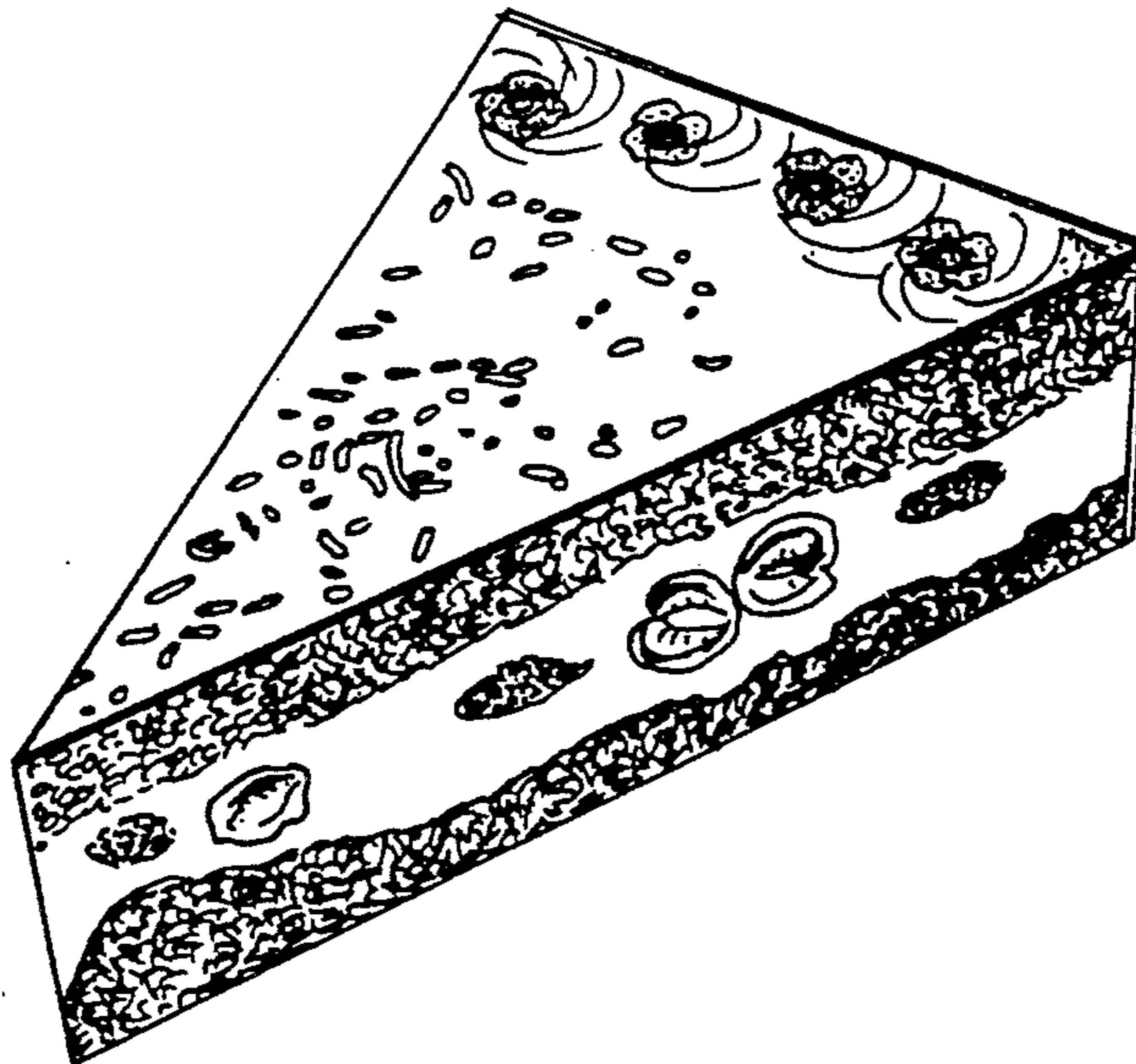
FIG. 3 is a front elevational view thereof;

FIG. 4 is a right side elevational view thereof;

FIG. 5 is a left side elevational view thereof;

FIG. 6 is a rear elevational view; and,

FIG. 7 is a bottom plan view thereof.



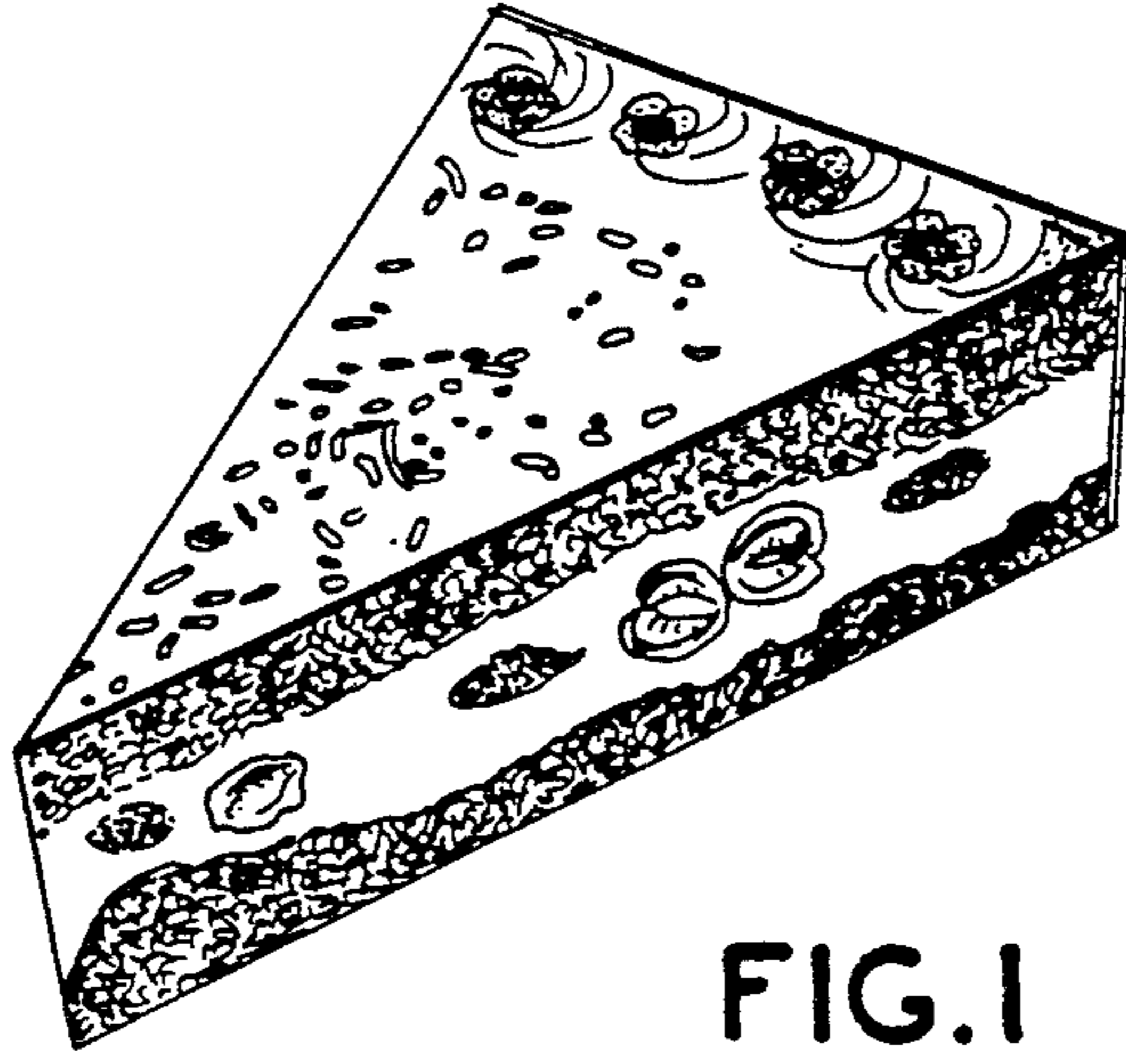


FIG. 1

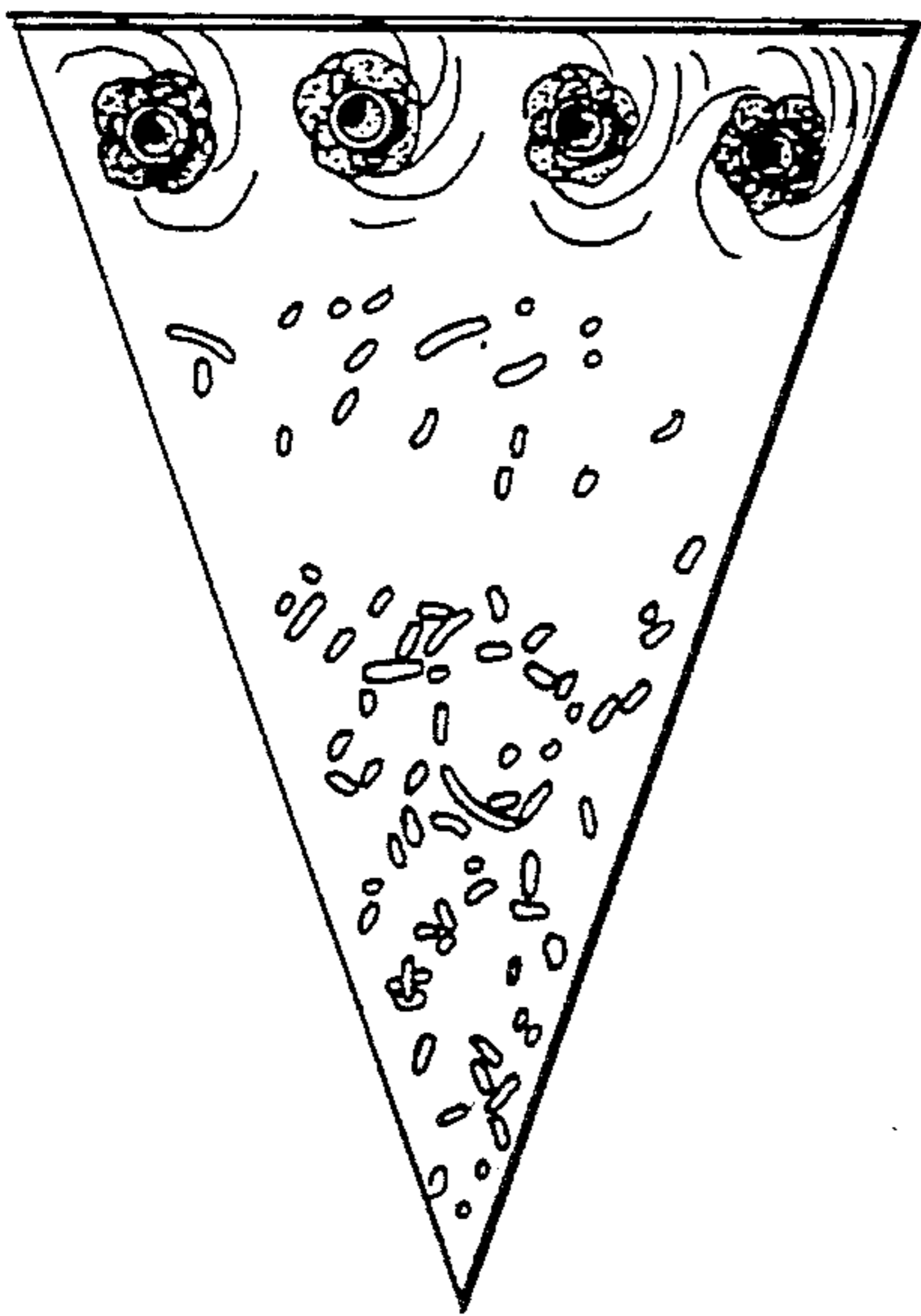


FIG. 2




FIG. 3




FIG. 4



FIG. 5




FIG. 6

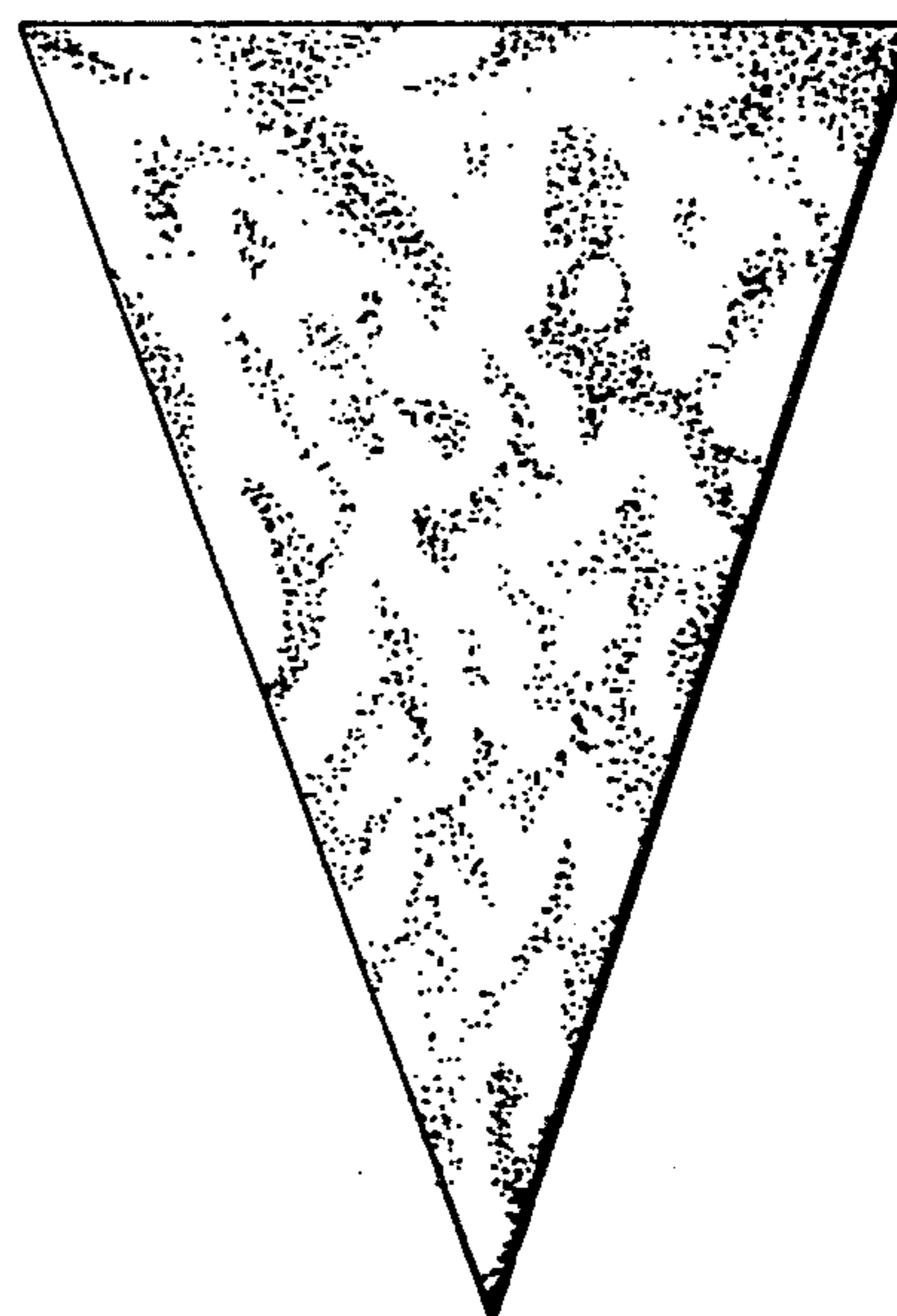


FIG. 7