



US00D328417S

United States Patent [19]

[11] Patent Number: **Des. 328,417**

Korpijaakko

[45] Date of Patent: **** Aug. 4, 1992**

[54] **DOUBLE HOOK WALL FIXTURE**

[75] Inventor: **E. Pekka Korpijaakko, Easton, Pa.**

[73] Assignee: **The Willette Corporation, New Brunswick, N.J.**

[**] Term: **14 Years**

[21] Appl. No.: **544,009**

[22] Filed: **Jun. 26, 1990**

[52] U.S. Cl. **D8/372; D6/323; D8/367**

[58] Field of Search **D8/367, 371, 372, 373; D6/323**

D. 254,943	5/1980	Hepworth	D6/323
D. 256,869	9/1980	Ryan	D6/323
D. 261,205	10/1981	Shames et al.	D8/372 X
D. 267,137	12/1982	Mayer	D8/372 X
D. 271,545	11/1983	Licari et al.	D8/372 X
D. 291,630	9/1987	Chap	D8/371 X
4,310,094	1/1932	Hotchkiss, Jr.	D8/367 X

Primary Examiner—Horace B. Fay, Jr.
Attorney, Agent, or Firm—Sperry, Zoda & Kane

[57] CLAIM

The ornamental design for a double hook wall fixture, as shown and described.


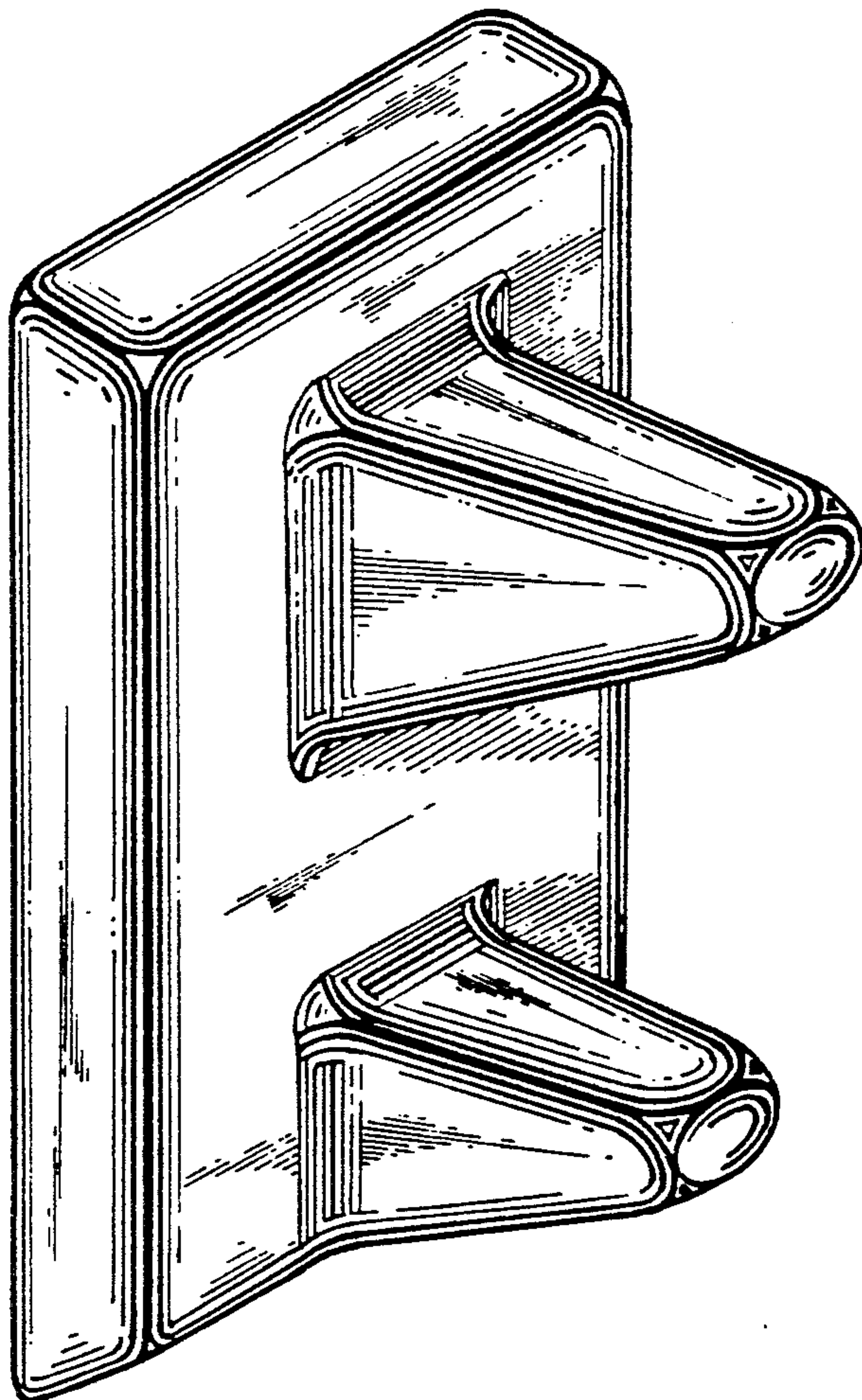
DESCRIPTION

FIG. 1 is a left side, top and front perspective view of a double hook wall fixture shown my new design; FIG. 2 is a left side elevational view therefor; FIG. 3 is a front elevational view thereof; FIG. 4 is a rear elevational view thereof; and, FIGS. 5 and 6 are respectively top and plan views thereof.

[56] References Cited

U.S. PATENT DOCUMENTS

D. 82,261	10/1930	Honigbaum	D8/372 X
D. 235,401	6/1975	Tegner et al.	D6/323
D. 239,365	3/1976	Havark	D8/372
D. 247,146	2/1978	Watt, Jr.	D8/372 X



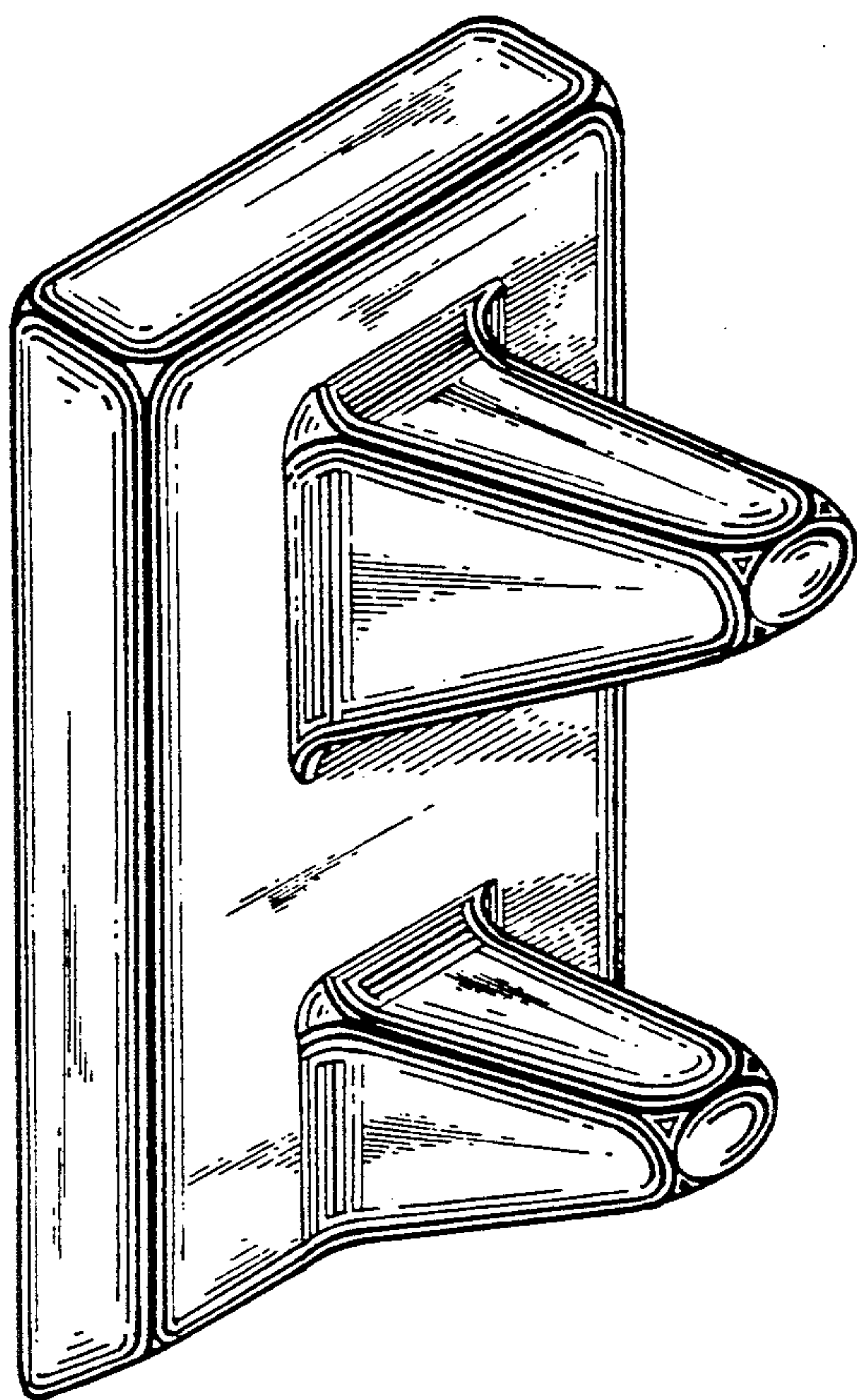


FIG. 1

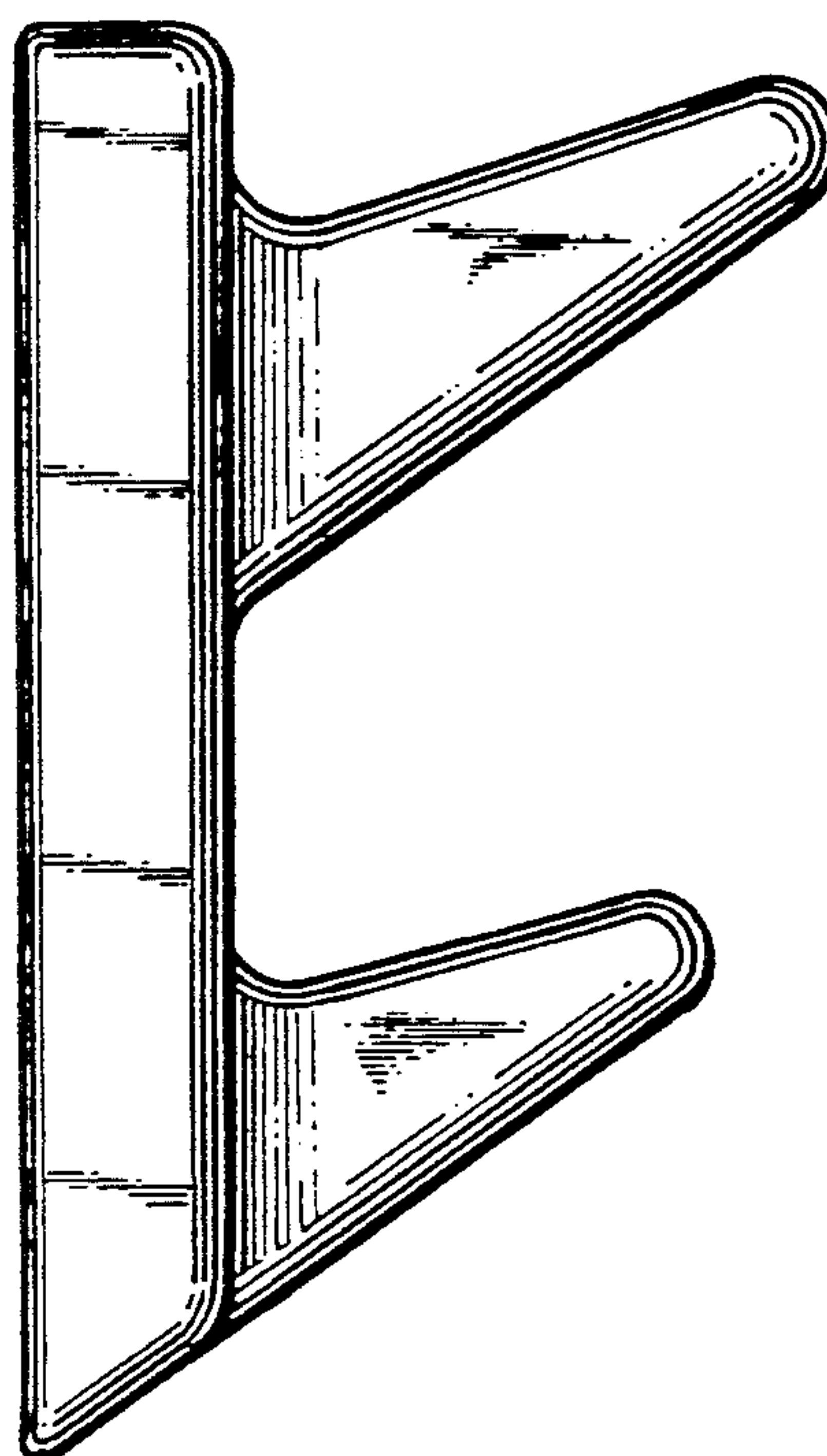


FIG. 2

FIG. 3




FIG. 4




FIG. 5

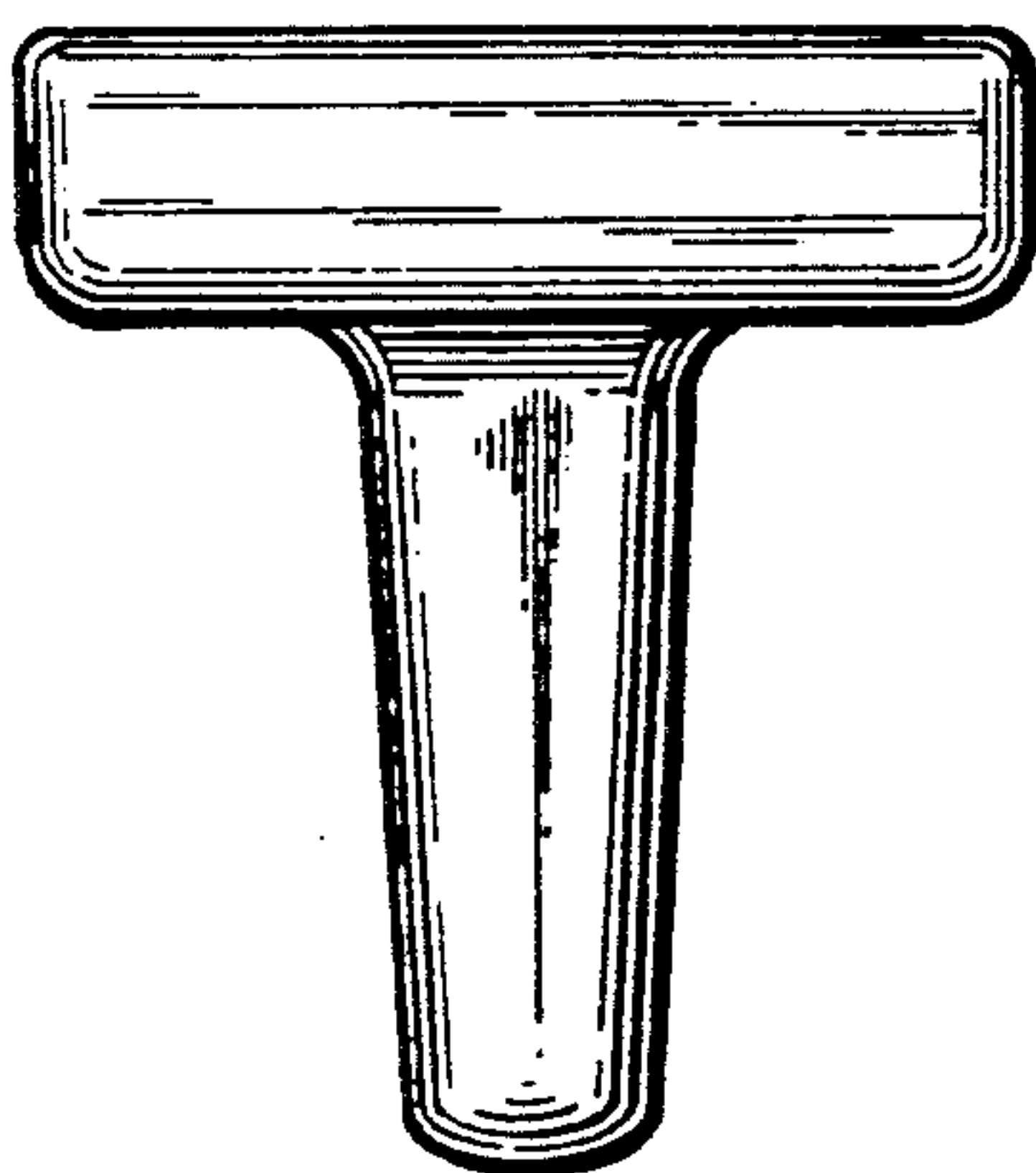


FIG. 6

