



US00D328409S

United States Patent [19]

[11] Patent Number: **Des. 328,409**

Ancona et al.

[45] Date of Patent: **** Aug. 4, 1992**

[54] **HOLDER FOR A GRATER OR THE LIKE**

D. 307,532	5/1990	Cautereels et al.	D7/641
3,825,049	7/1974	Swett et al.	D7/678 X
4,656,936	4/1987	Bardon	241/273.1 X

[75] Inventors: **Bruce Ancona; Jane Ancona**, both of New York, N.Y.

Primary Examiner—Terry A. Pfeffer
Attorney, Agent, or Firm—James Albert Drobile; Robert A. Koons, Jr.; Robert E. Rosenthal

[73] Assignee: **M. Kamenstein, Inc.**, White Plains, N.Y.

[**] Term: **14 Years**

[57] **CLAIM**

[21] Appl. No.: **540,891**

The ornamental design for a holder for a grater or the like, as shown.

[22] Filed: **Jun. 22, 1990**

DESCRIPTION

[52] U.S. Cl. **D7/637; D7/678**

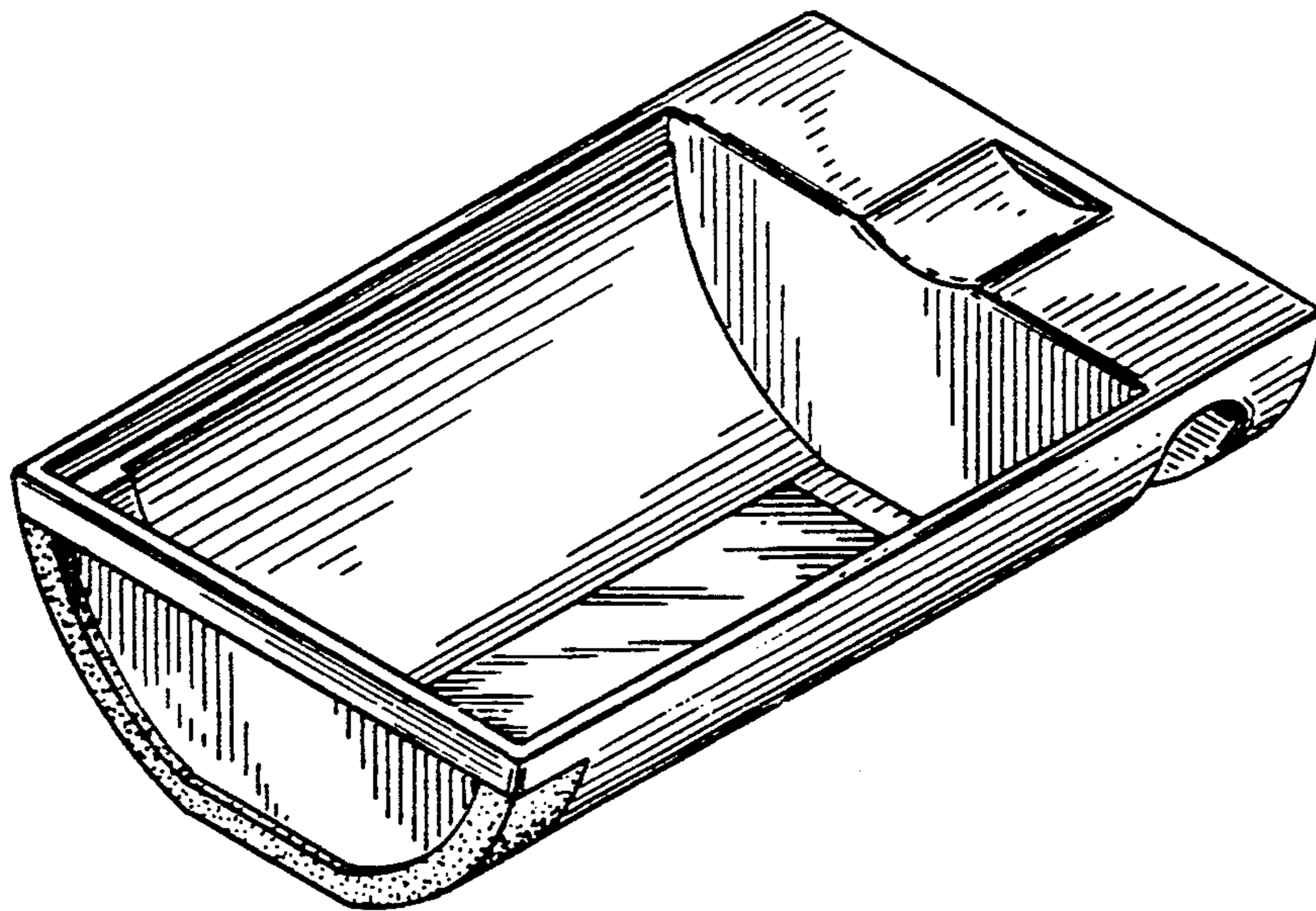
[58] Field of Search **D7/637, 678, 641; 206/216; 220/94 A; 241/273.1-273.4**

FIG. 1 is a perspective view of a holder for a grater or the like showing our new design;
FIG. 2 is a front elevational view thereof;
FIG. 3 is a right side elevational view thereof;
FIG. 4 is a rear elevational view thereof;
FIG. 5 is a top plan view thereof; and,
FIG. 6 is a bottom plan view thereof.

[56] **References Cited**

U.S. PATENT DOCUMENTS

D. 251,103 2/1979 Poustinen D7/678



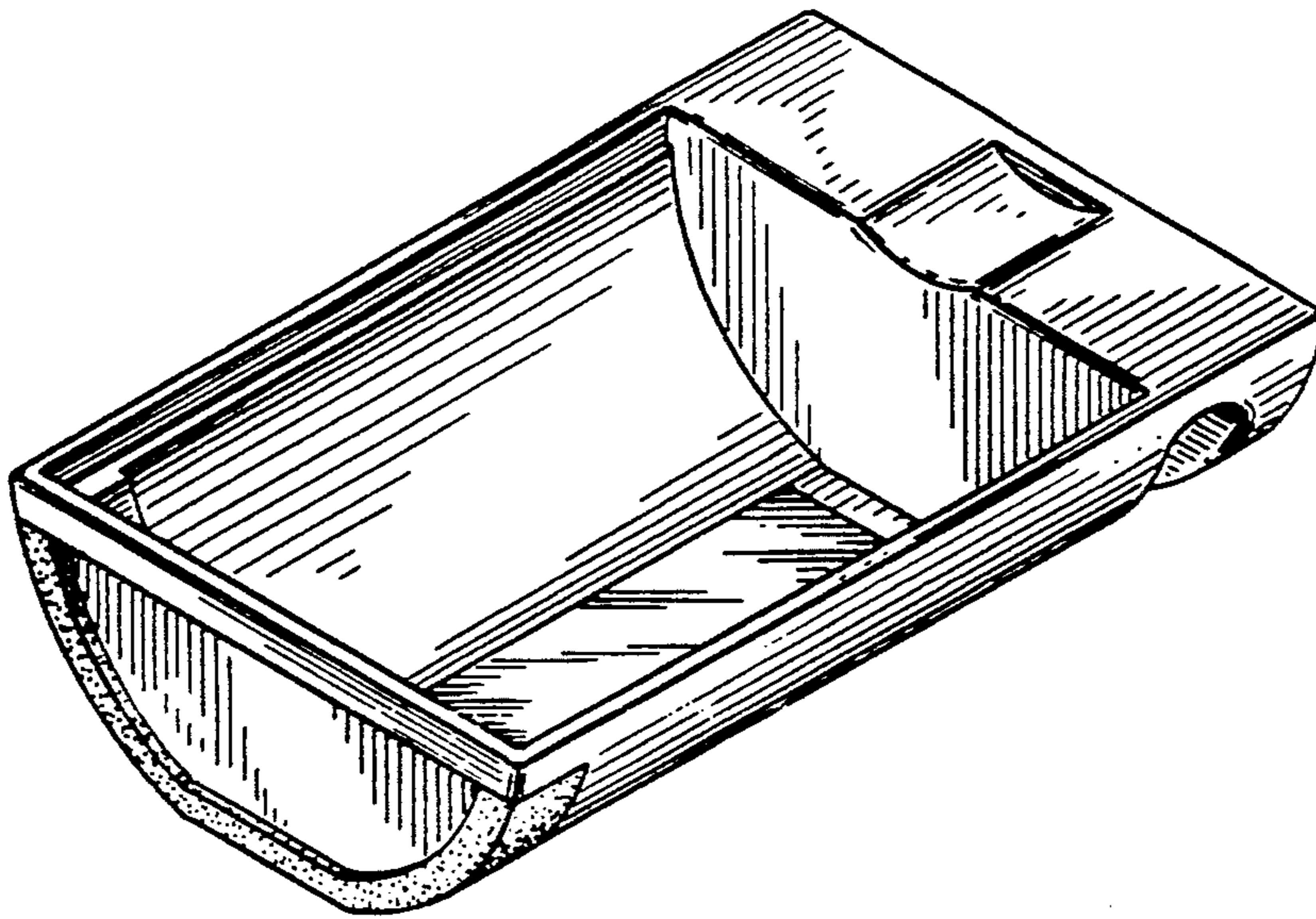


Fig. 1




Fig. 2




Fig. 3




Fig. 4

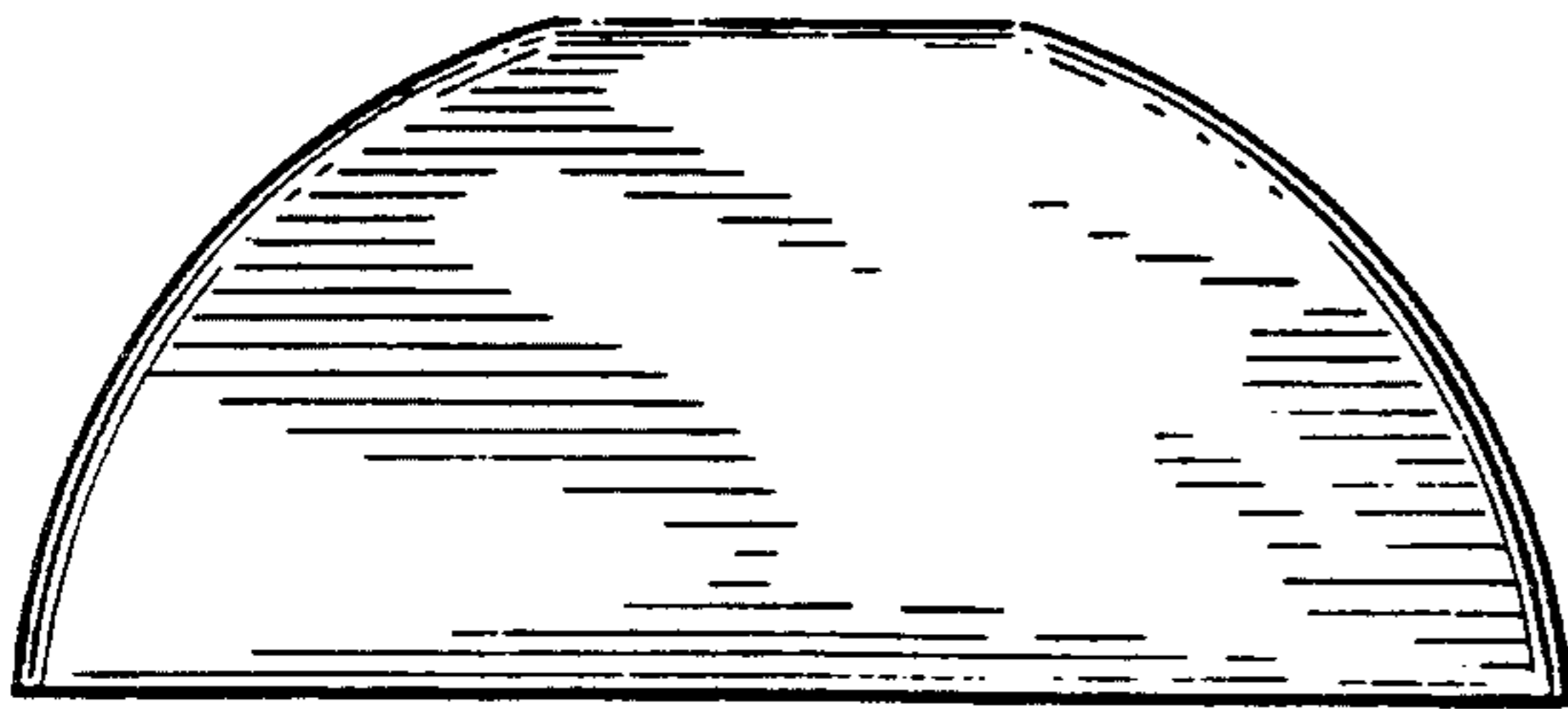


Fig. 5



Fig. 6