



US00D328398S

United States Patent [19]

[11] Patent Number: **Des. 328,398**

Benedetto

[45] Date of Patent: **** Aug. 4, 1992**

[54] **JEWELRY STORAGE CABINET OR SIMILAR ARTICLE**

[76] Inventor: **Gretchen V. Benedetto, 2857 Calle Heraldo, San Clemente, Calif. 92672**

[**] Term: **14 Years**

[21] Appl. No.: **436,441**

[22] Filed: **Nov. 13, 1989**

[52] U.S. Cl. **D6/436; D6/408; D6/432; D6/438; D6/446; 312/204; 211/13; 211/57.1**

[58] Field of Search **D6/436, 408, 411, 415, D6/422, 432, 438, 446, 44, 444; 211/13, 57.1, 59.1**

[56] **References Cited**

U.S. PATENT DOCUMENTS

D. 35,956	6/1902	Taylor	D6/438
D. 56,622	11/1920	Murlless	D6/438
D. 185,938	8/1959	Sand	D6/408
D. 227,060	6/1973	Jiranek	D6/446

D. 258,629	3/1981	Borzner, Jr. et al.	D6/446
D. 280,156	8/1985	Allen et al.	D6/432
3,259,445	7/1966	Saxon	312/204 X
3,264,462	8/1966	Haggstrom	211/13 X
4,264,013	4/1981	Vollmer	211/13
4,733,782	3/1988	Spezial et al.	211/57.1

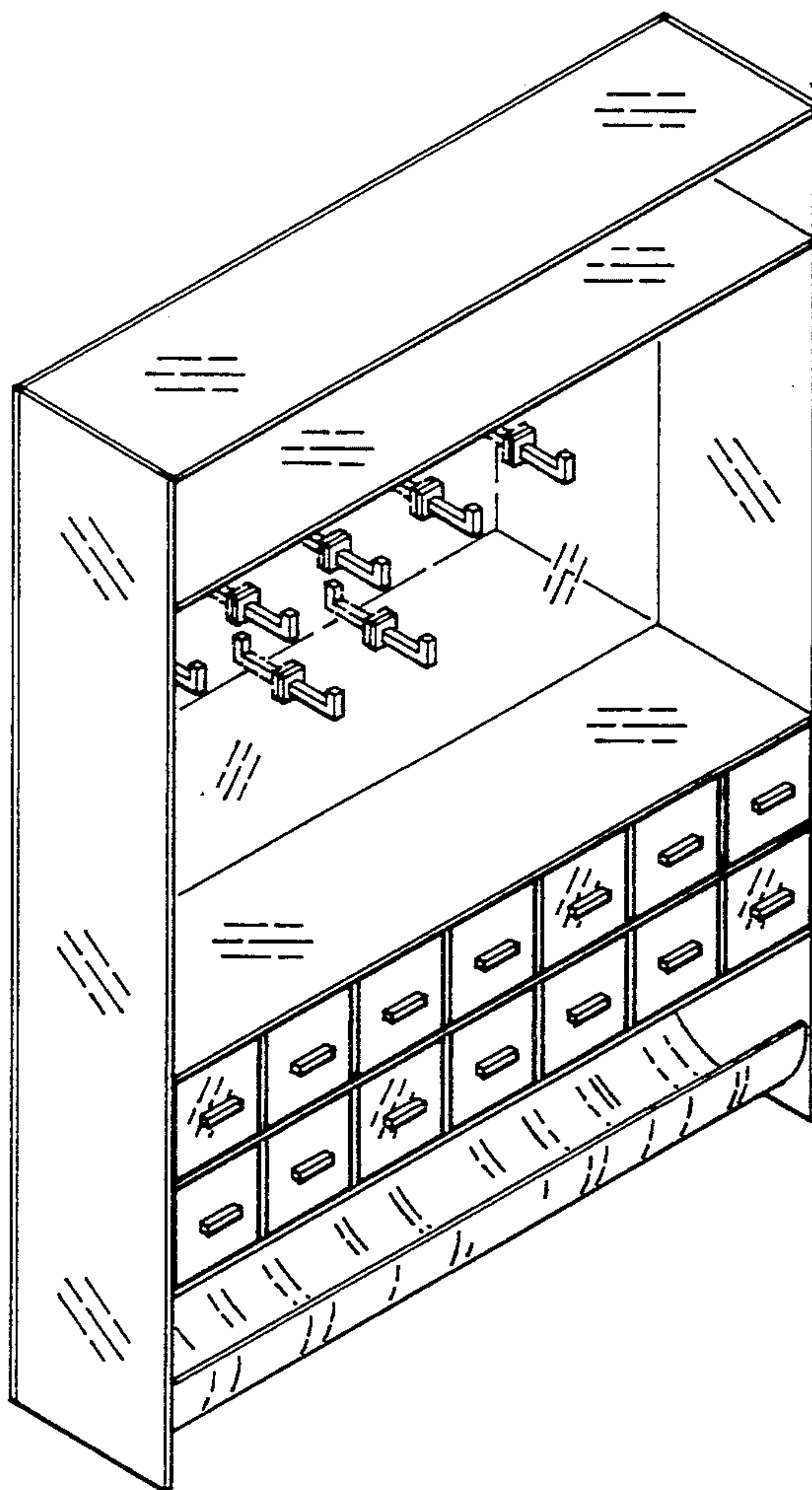
Primary Examiner—Donald P. Walsh
Assistant Examiner—Monica A. Hannon

[57] **CLAIM**

The ornamental design for a jewelry storage cabinet or similar article, as shown and described.

DESCRIPTION

FIG. 1 is a front perspective view of a jewelry storage cabinet or similar article showing my new design; FIG. 2 is a front elevational view thereof; FIG. 3 is a top plan view thereof; FIG. 4 is a bottom plan view thereof; FIG. 5 is a right side elevational view thereof; FIG. 6 is a left side elevational view thereof; and, FIG. 7 is a rear elevational view thereof. FIGS. 2-7 have been drawn on a reduced scale with respect to FIG. 1.



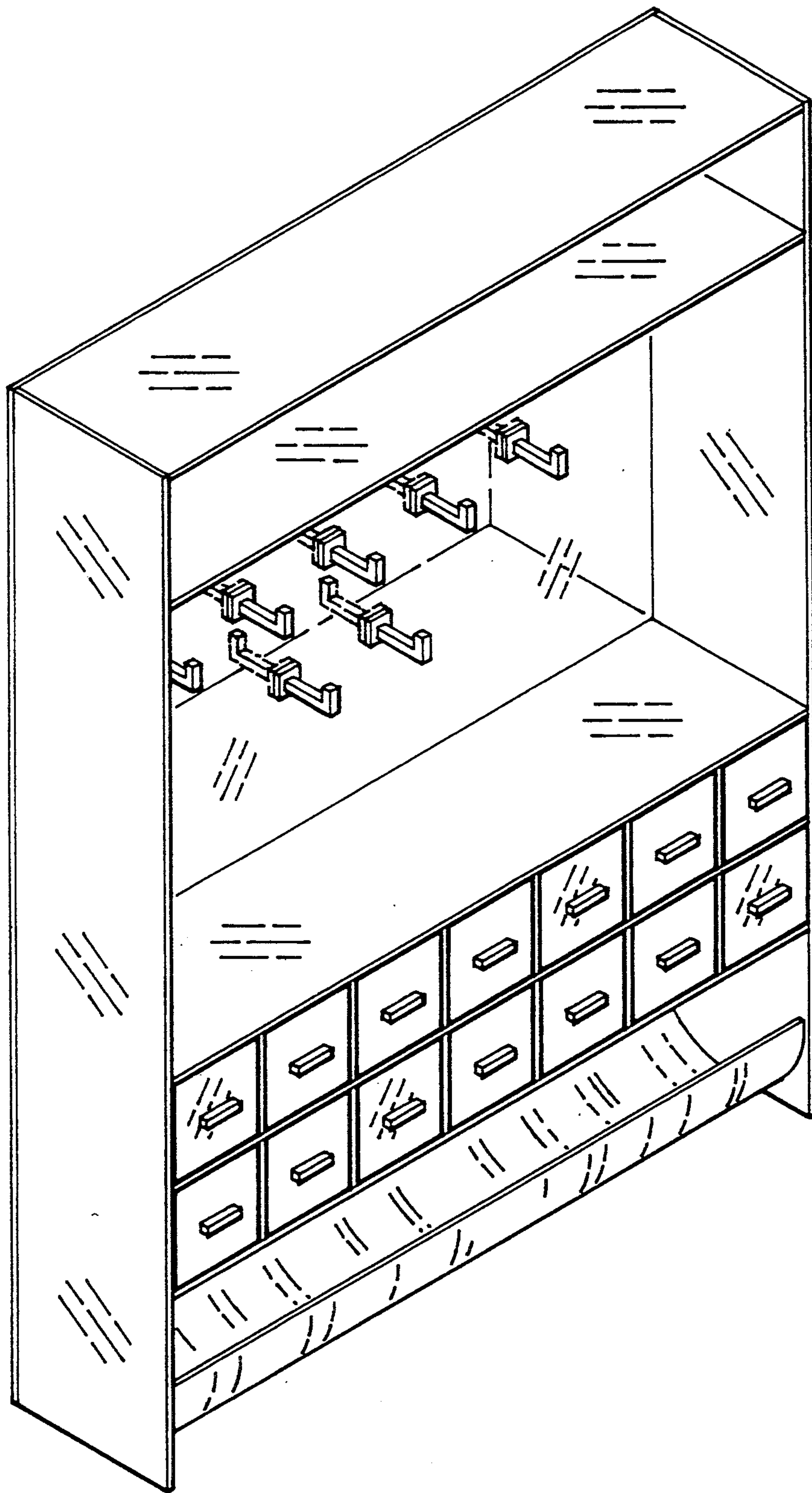


FIG. 1




FIG 3

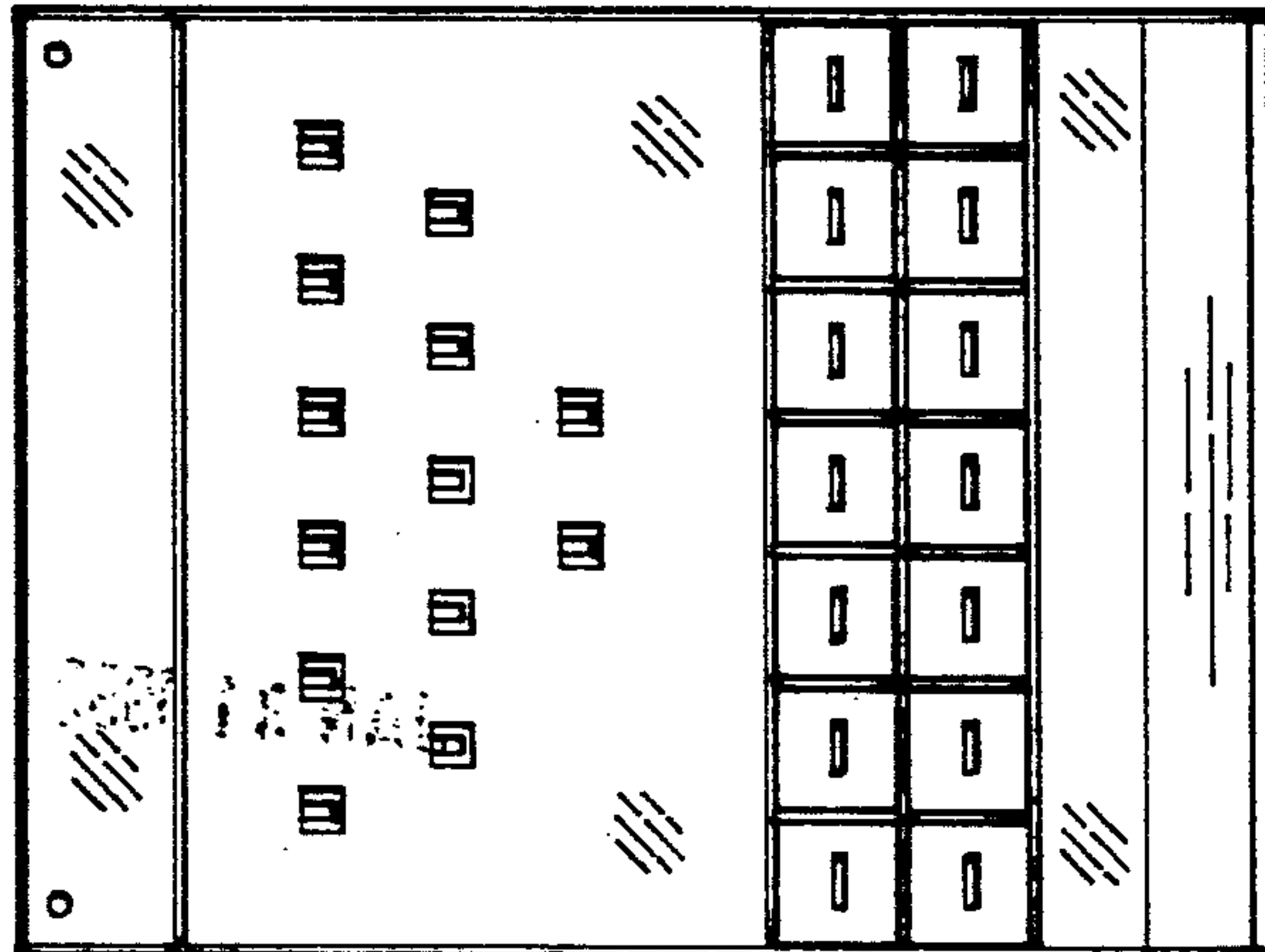


FIG 2



FIG 5

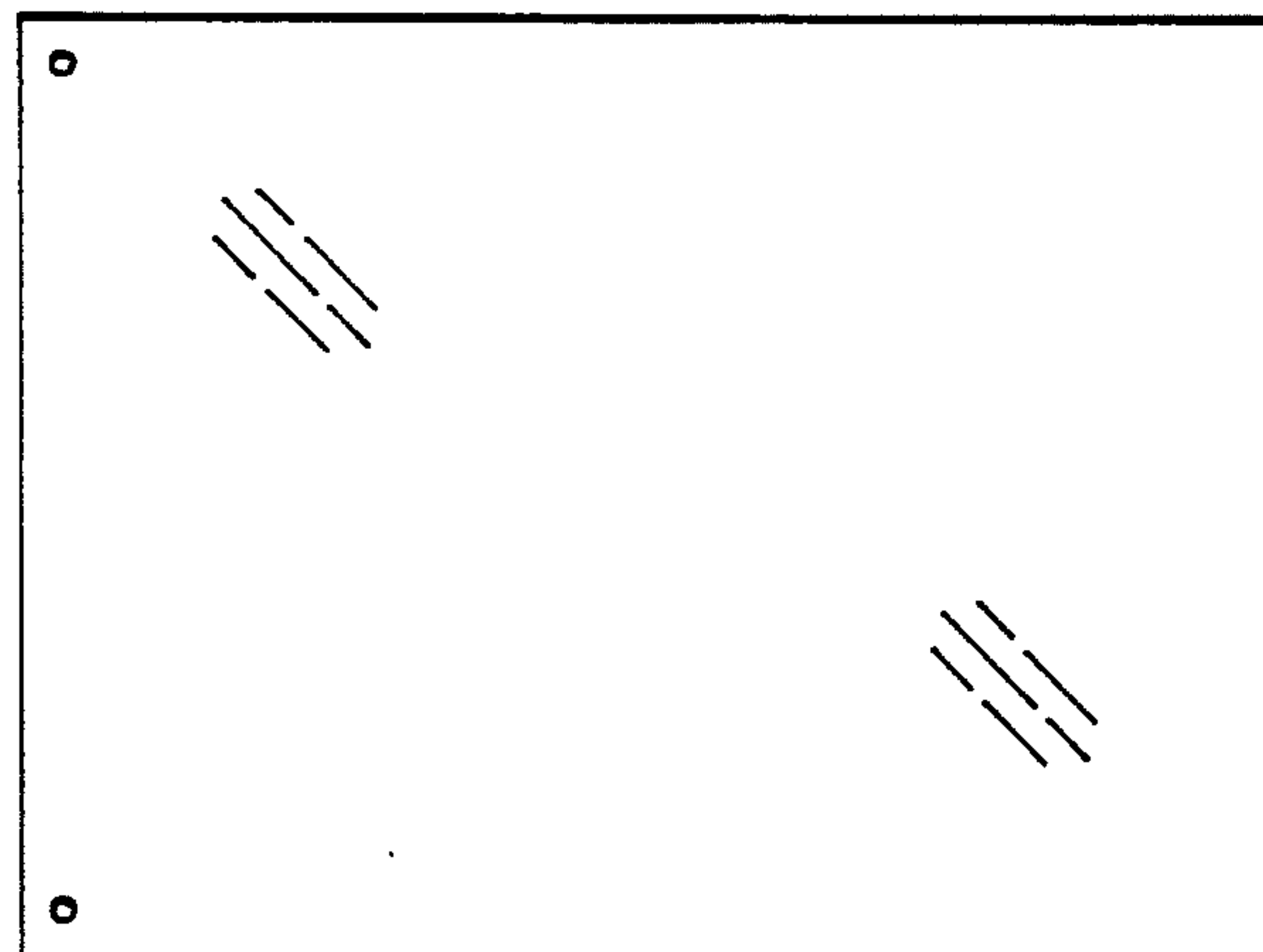


FIG 6

FIG 7




FIG 4