



US00D328385S

United States Patent [19]

[11] Patent Number: **Des. 328,385**

Hatfield

[45] Date of Patent: **** Aug. 4, 1992**

[54] SHOE SOLE FOOT FRAME

[75] Inventor: **Tinker L. Hatfield**, Portland, Oreg.

[73] Assignees: **Nike, Inc.; Nike International, Ltd.**, both of Beaverton, Oreg.

[**] Term: **14 Years**

[21] Appl. No.: **624,673**

[22] Filed: **Dec. 7, 1990**

[52] U.S. Cl. **D2/314; D2/277**

[58] Field of Search **D2/264, 265, 277, 271, D2/308-314, 317-322; 36/25 R, 28, 29, 30 R, 32 R, 59 R, 59 C, 102-106, 112-116, 132, 136, 3 R, 3 B, 35 B**

Fall 1989 Nike Footwear Catalog, published Jan. 1989, pp. 4-5, 22-23, 54-55, 62-63, 70-71, 124-127, 134-135.
Spring 1989 Nike Footwear Catalog, published Jun. 1988, pp. 8-9, 28-31, 12-13, 62-63, 76-79, 132-135.
Fall 1988 Nike Footwear Catalog, published Jan. 1988, pp. 4-5, 8-9, 24-25, 60-61, 68-69.
Fall 1987 Nike Footwear Catalog, published Jan. 1987, pp. 4-5, 110-111.

Primary Examiner—Louis S. Zarfes
Attorney, Agent, or Firm—Banner, Birch, McKie & Beckett

[57] CLAIM

The ornamental design for a shoe sole foot frame, as shown and described.

[56] References Cited

U.S. PATENT DOCUMENTS

D. 265,017	6/1982	Vermonet	D2/320
D. 311,989	11/1990	Parker et al.	D2/319
D. 312,918	12/1990	Aveni	D2/314
4,817,304	4/1989	Parker et al.	36/114
4,918,841	4/1990	Turner et al.	36/114
4,972,611	11/1990	Swartz et al.	36/28

OTHER PUBLICATIONS

Spring 1991 Nike Footwear Catalog, published Jun. 1990, pp. 8-9, 12-13, 28-29, 30-31, 32-33, 36-37, 42-43, 44-45, 54-55, 60-61, 78-81, 132-133, 138-141.

Spring 1990 Nike Footwear Catalog, published Jun. 1989, pp. 4-5, 22-23, 24-25, 32-35, 40-41, 44-45, 56-57, 72-73, 84-87, 138-143, 148-151.

DESCRIPTION

FIG. 1 is a side elevational view of one side of a shoe sole foot frame showing my new design;
FIG. 2 is a side elevational view of the other side of the shoe sole foot frame shown in FIG. 1;
FIG. 3 is a rear elevational view of the shoe sole foot frame shown in FIG. 1;
FIG. 4 is a cross-section taken generally along line 4-4 of FIG. 1;
FIG. 5 is a cross-section taken generally along line 5-5 of FIG. 1; and,
FIG. 6 is a cross-section taken generally along line 6-6 of FIG. 2.
The broken line showing an upper and an outsole is for illustrative purposes and forms no part of the claimed design.

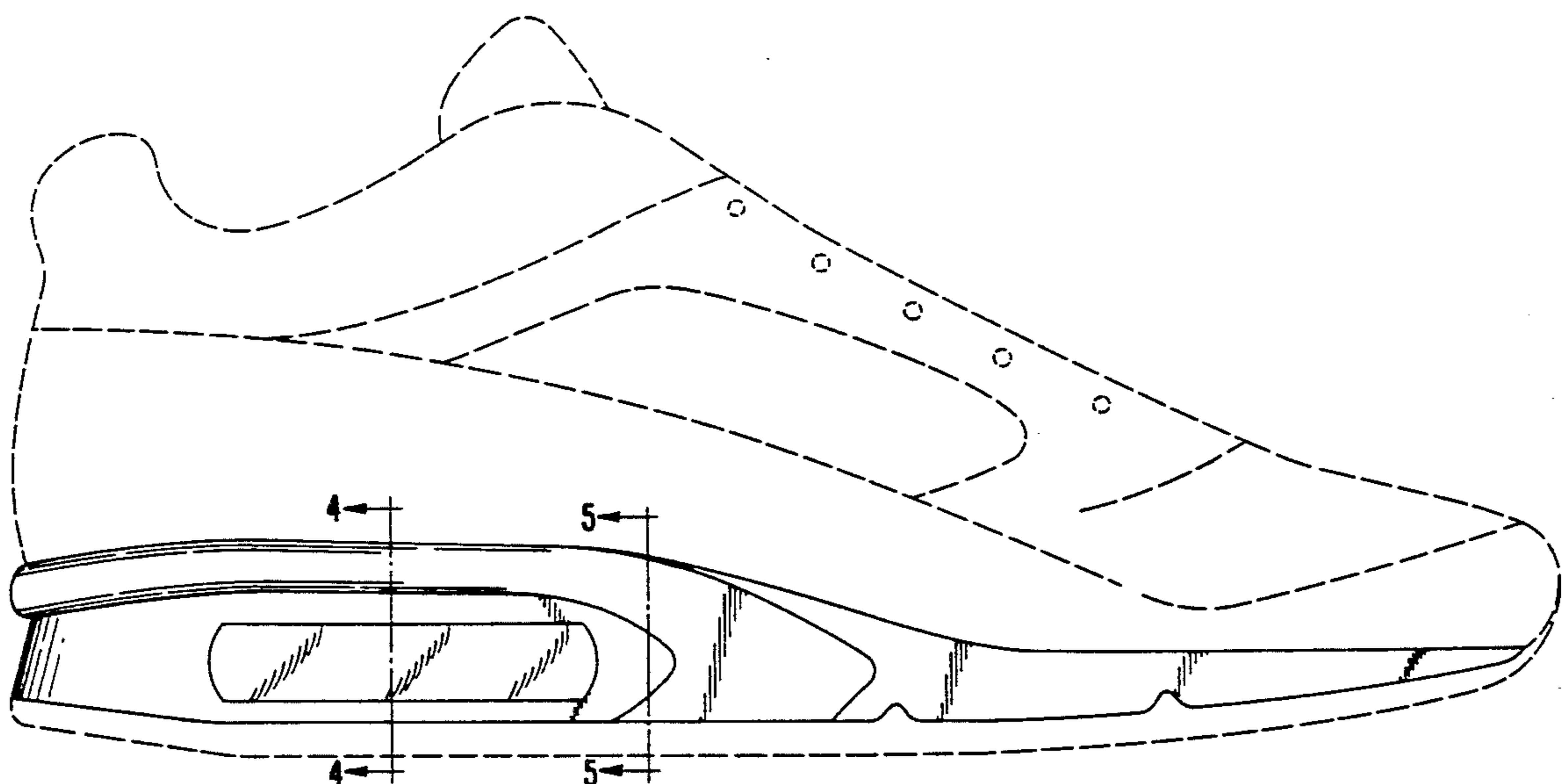


FIG. 4 FIG. 5

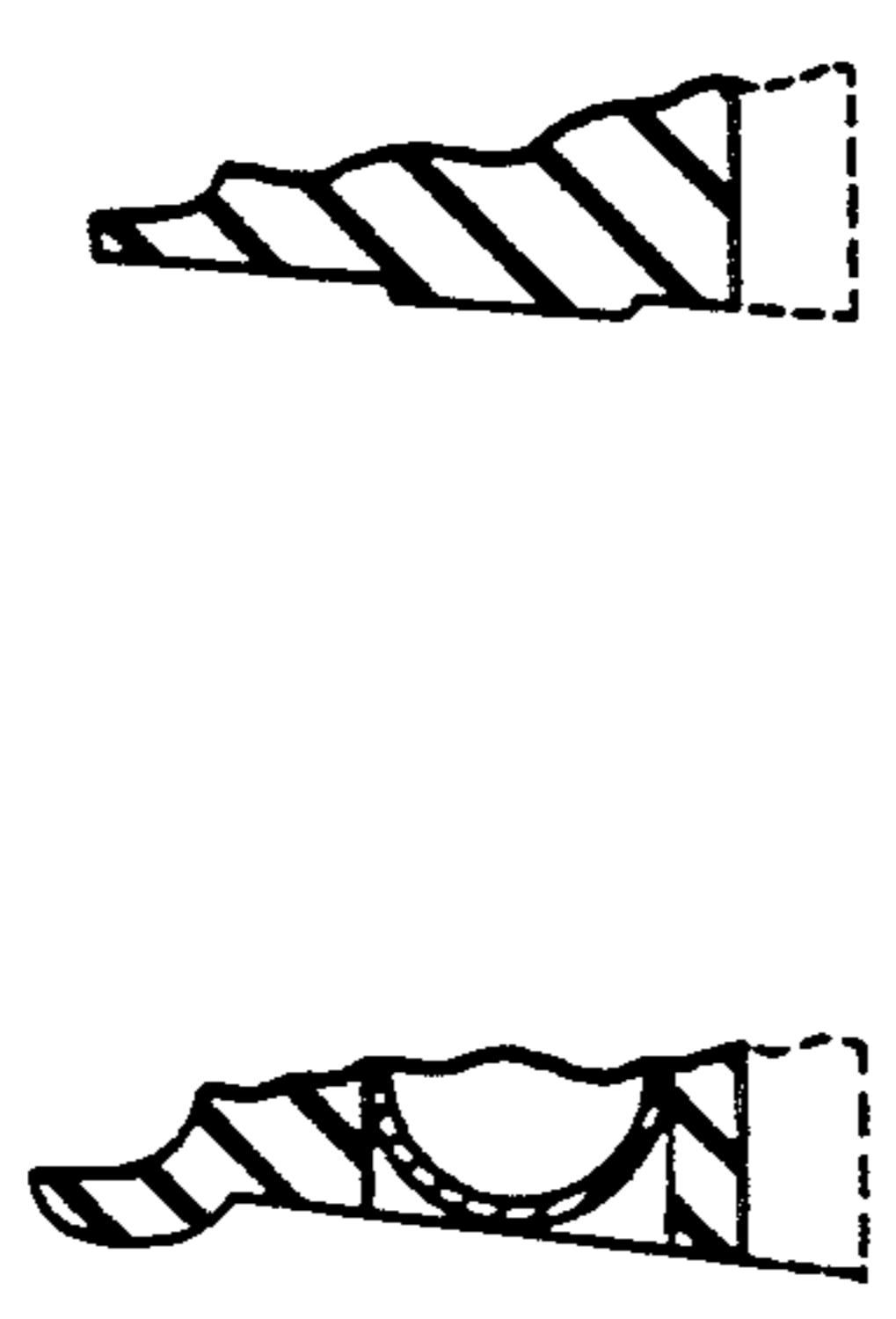
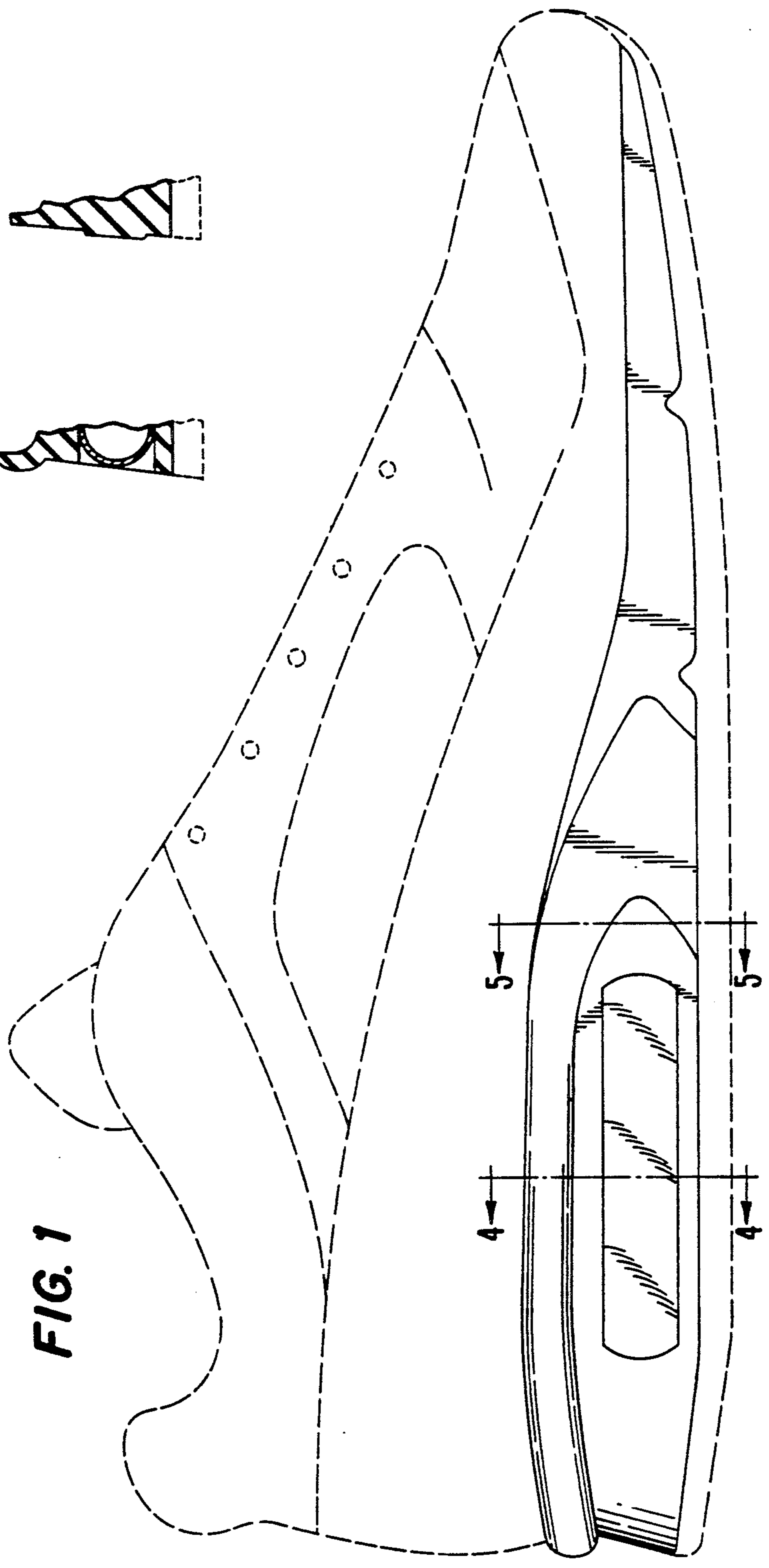


FIG. 1



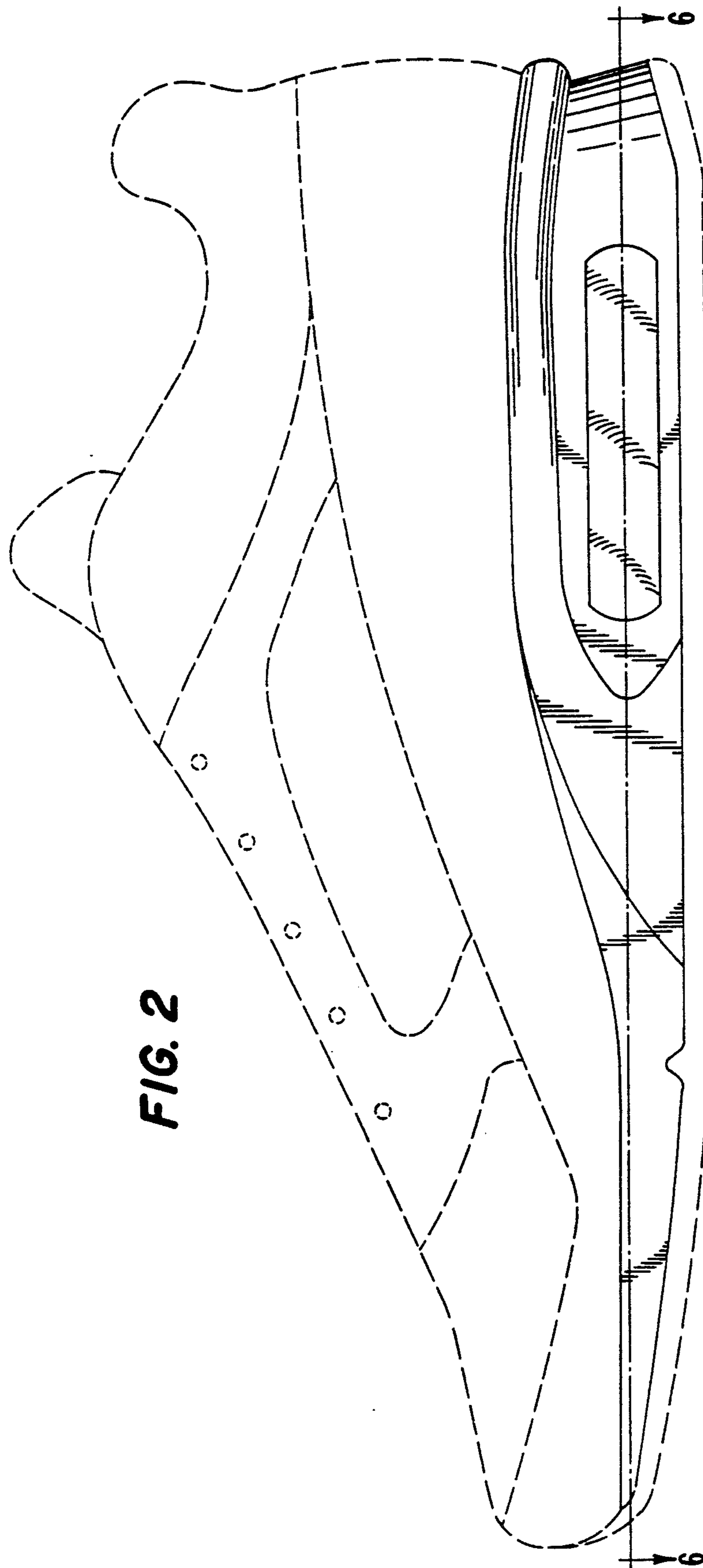


FIG. 3

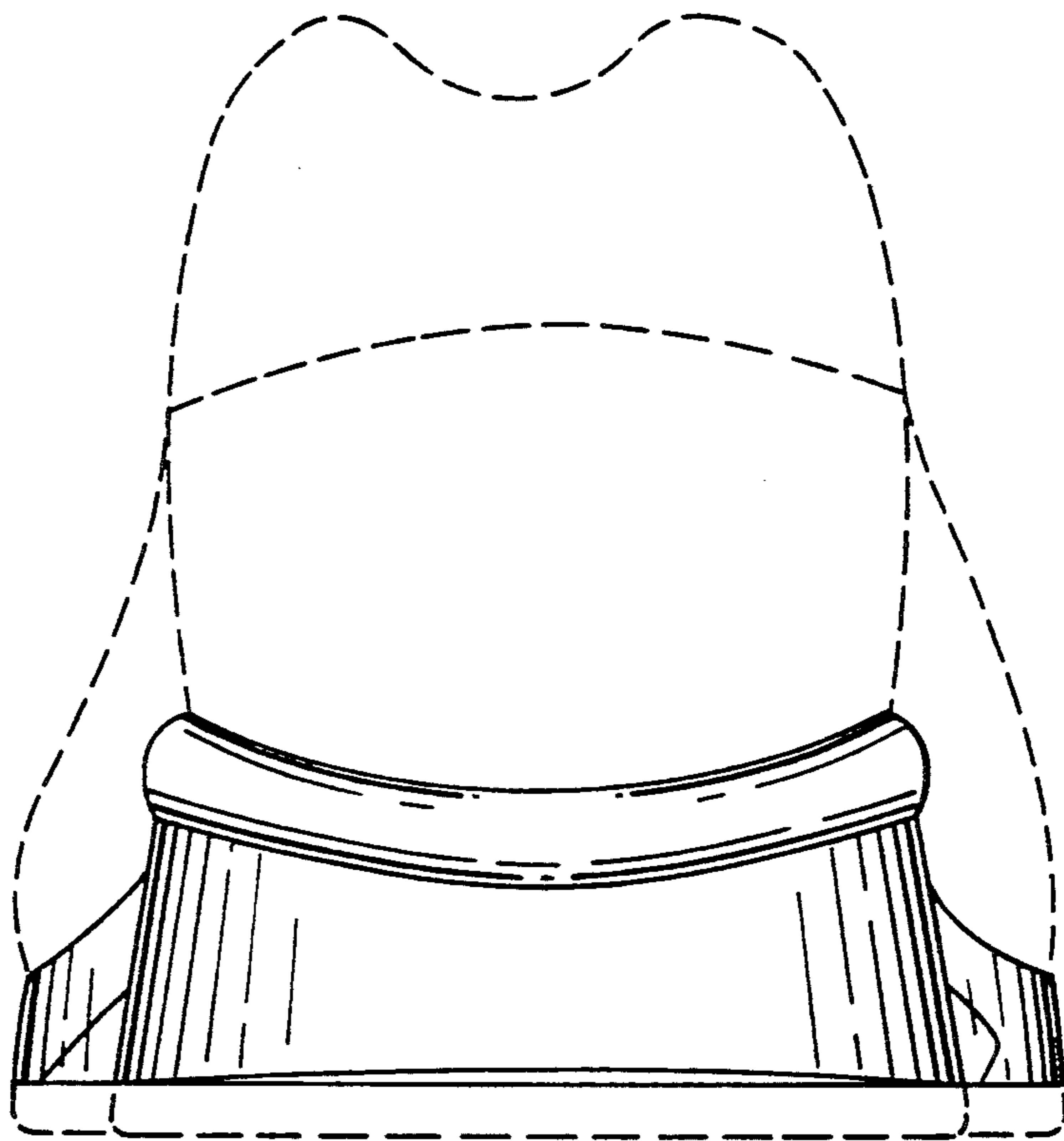


FIG. 6

