



US00D328384S

United States Patent [19]

[11] Patent Number: Des. 328,384

Rogers et al.

[45] Date of Patent: ** Aug. 4, 1992

[54] EYESTAY ELEMENT FOR A SHOE

[75] Inventors: Bruce E. Rogers, Portland; Michael A. Aveni, Lake Oswego, both of Oreg.

[73] Assignees: Nike, Inc.; Nike International Ltd., both of Beaverton, Oreg.

[**] Term: 14 Years

[21] Appl. No.: 539,533

[22] Filed: Jun. 15, 1990

[52] U.S. Cl. D2/314

[58] Field of Search D2/264, 265, 310, 313, D2/314, 316; 36/50, 102-106, 112-116, 132, 136; 24/140-142

[56] References Cited

U.S. PATENT DOCUMENTS

- D. 281,925 12/1985 Gamm .
- D. 295,578 5/1988 Tong .
- D. 305,076 12/1989 Crowley D2/314
- D. 311,988 11/1990 Hase D2/314
- 4,776,111 10/1988 Crowley .
- 4,947,560 8/1990 Fuerst et al. 36/114 X

OTHER PUBLICATIONS

Spring 1990 Nike Catalog pp. 22, 24, 30, 72 (Published Jun. 1989).

Fall 1989 Nike Catalog p. 22 (Published Jan. 1989).

Air Flight '90 Advertisement (Published May 1989).

Primary Examiner—Louis S. Zarfes

Attorney, Agent, or Firm—Banner, Birch, McKie & Beckett

[57] CLAIM

The ornamental design for an eyestay element for a shoe, as shown and described.


DESCRIPTION

FIG. 1 is a side elevational view of an eyestay element for a shoe on one side of a shoe showing our new design;

FIG. 2 is a side elevational view of the other eyestay element for a shoe on the other side of the shoe shown in FIG. 1; and,

FIG. 3 is a cross-sectional view as shown in Section 3—3 of FIG. 2.

The broken line showing of a shoe is for illustrative purposes only and forms no part of the claimed design.



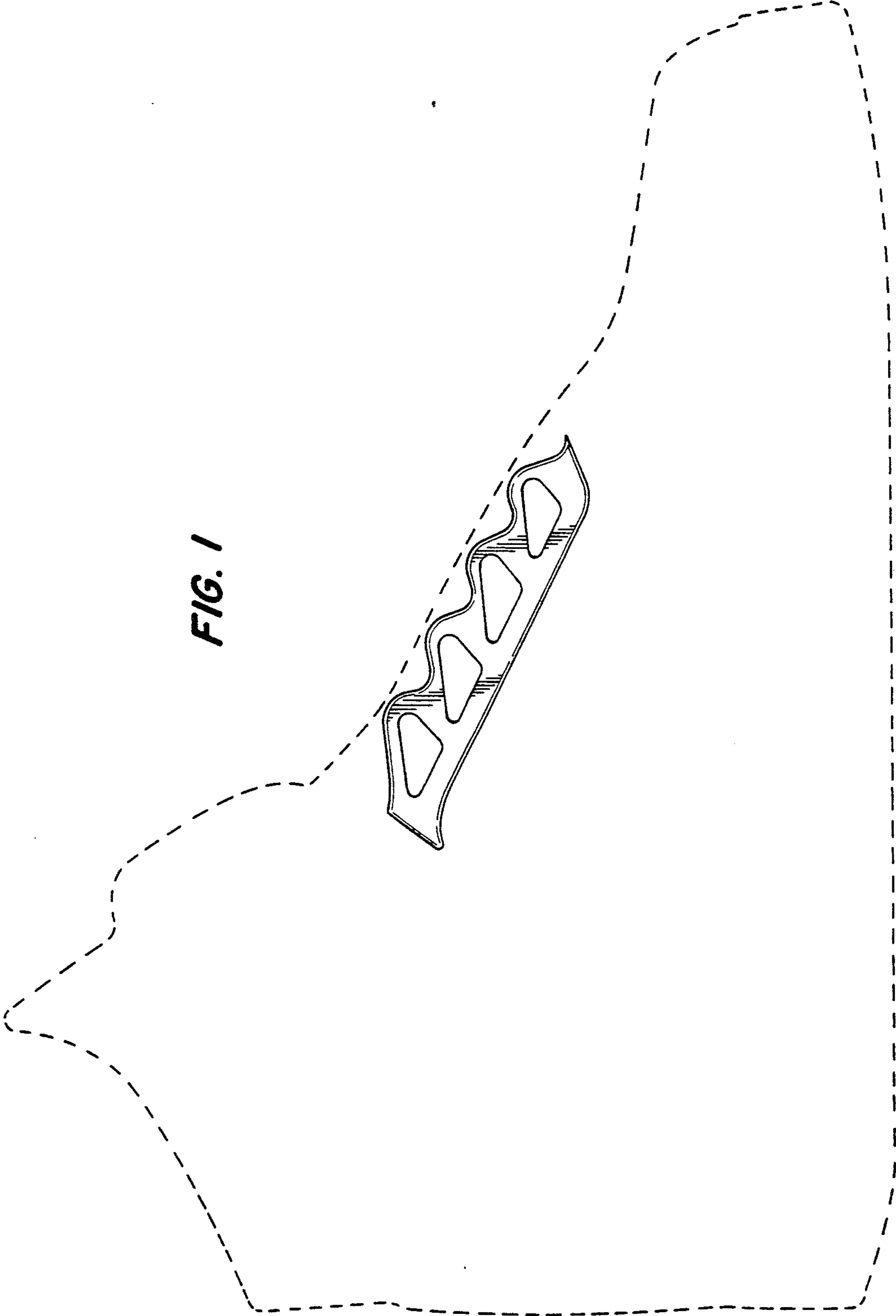


FIG. 1

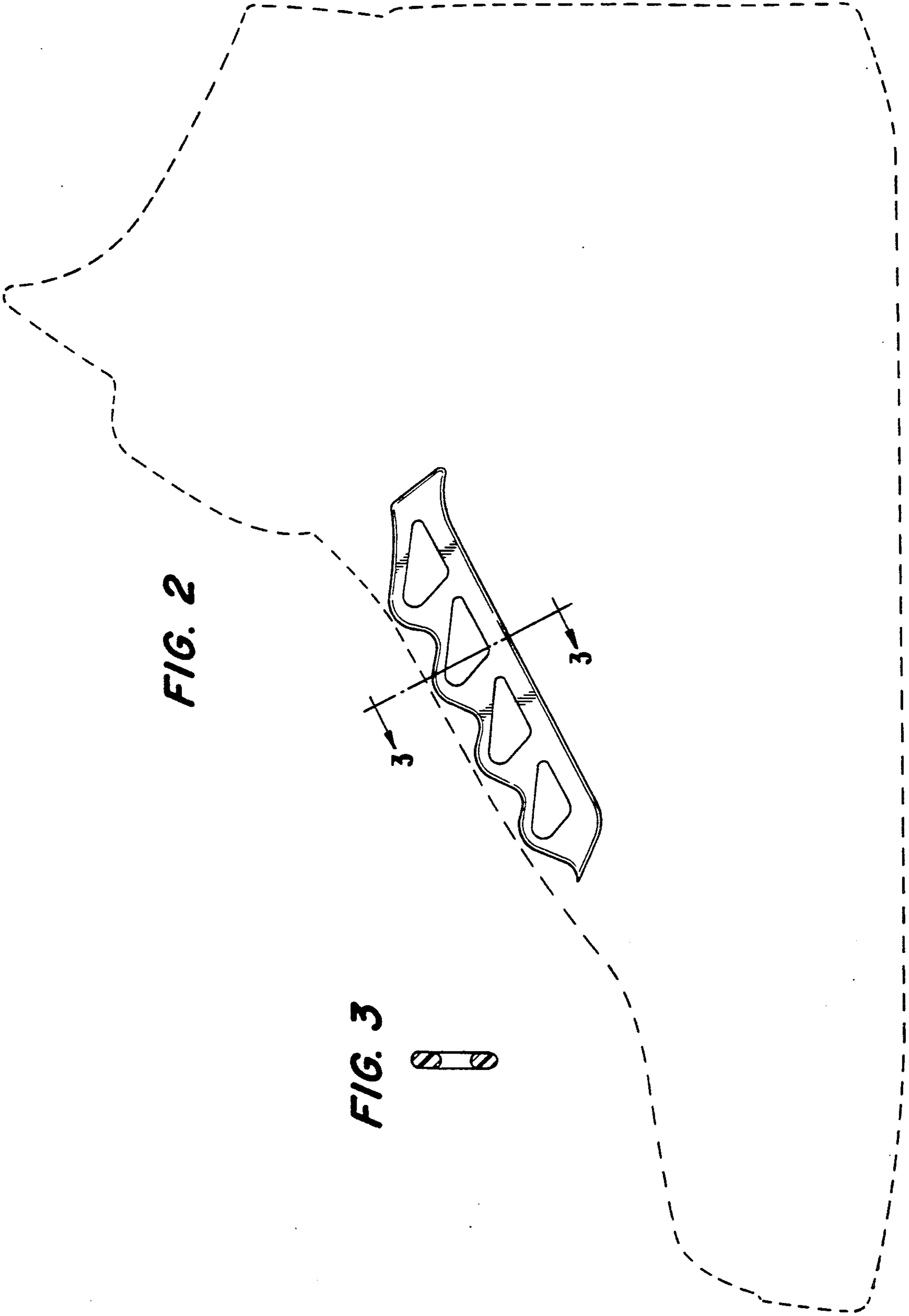


FIG. 2

FIG. 3

