



US00D328371S

# United States Patent [19]

[11] Patent Number: **Des. 328,371**

**Berfield**

[45] Date of Patent: **\*\* Jul. 28, 1992**

[54] **COMBINED WHEELED LIQUID DISPENSING ATTACHMENT AND WAND FOR A CARPET CLEANER**

[56] **References Cited**

**U.S. PATENT DOCUMENTS**

[75] Inventor: **Robert C. Berfield, Jersey Shore, Pa.**

D. 246,523	11/1977	Bartlett .....	D32/32
D. 253,471	11/1979	Bothun et al. ....	D32/22
D. 255,864	7/1980	Bennett .....	D32/21
D. 277,325	1/1985	Hug .....	D32/22
D. 306,087	2/1990	Woodhall et al. ....	D32/22

[73] Assignee: **Shop-Vac Corporation, Williamsport, Pa.**

*Primary Examiner*—A. Hugo Word  
*Assistant Examiner*—Paula Allen Mortimer  
*Attorney, Agent, or Firm*—Ostrolenk, Faber, Gerb & Soffen

[\*] Notice: The portion of the term of this patent subsequent to Apr. 16, 2008 has been disclaimed.

[\*\*] Term: **14 Years**

[57] **CLAIM**

The ornamental design for a combined wheeled liquid dispensing attachment and wand for a carpet cleaner, as shown and described.

[21] Appl. No.: **320,368**

[22] Filed: **Mar. 8, 1989**

**DESCRIPTION**

**Related U.S. Application Data**

[63] Continuation-in-part of Ser. No. 284,449, Dec. 14, 1988, which is a continuation-in-part of Ser. No. 282,289, Dec. 9, 1988, Pat. No. Des. 316,317.

[52] U.S. Cl. .... **D32/31**

[58] Field of Search ..... **D32/21, 22, 25, 31, D32/32, 33, 34; 15/344, 328, 330, 320, 321, 322, 329**

FIG. 1 is a front elevational view of a combined wheeled liquid dispensing attachment and wand for a carpet cleaner showing our new design; FIG. 2 is a rear elevational view thereof; FIG. 3 is a left side elevational view thereof; FIG. 4 is a right side elevational view thereof; FIG. 5 is a top plan view thereof; FIG. 6 is a bottom plan view thereof; FIG. 7 is a front perspective view thereof; and, FIG. 8 is a rear perspective view thereof.

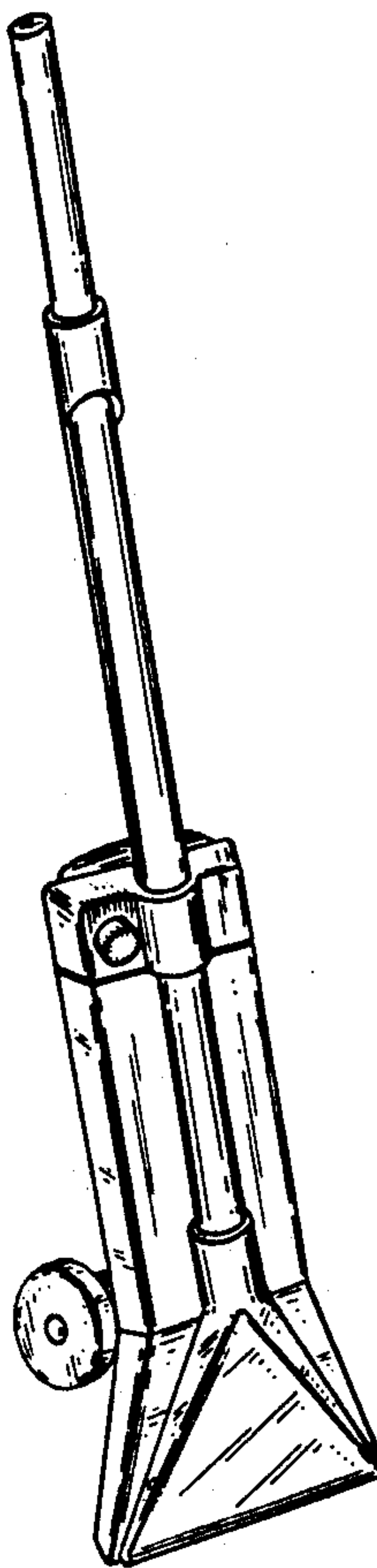

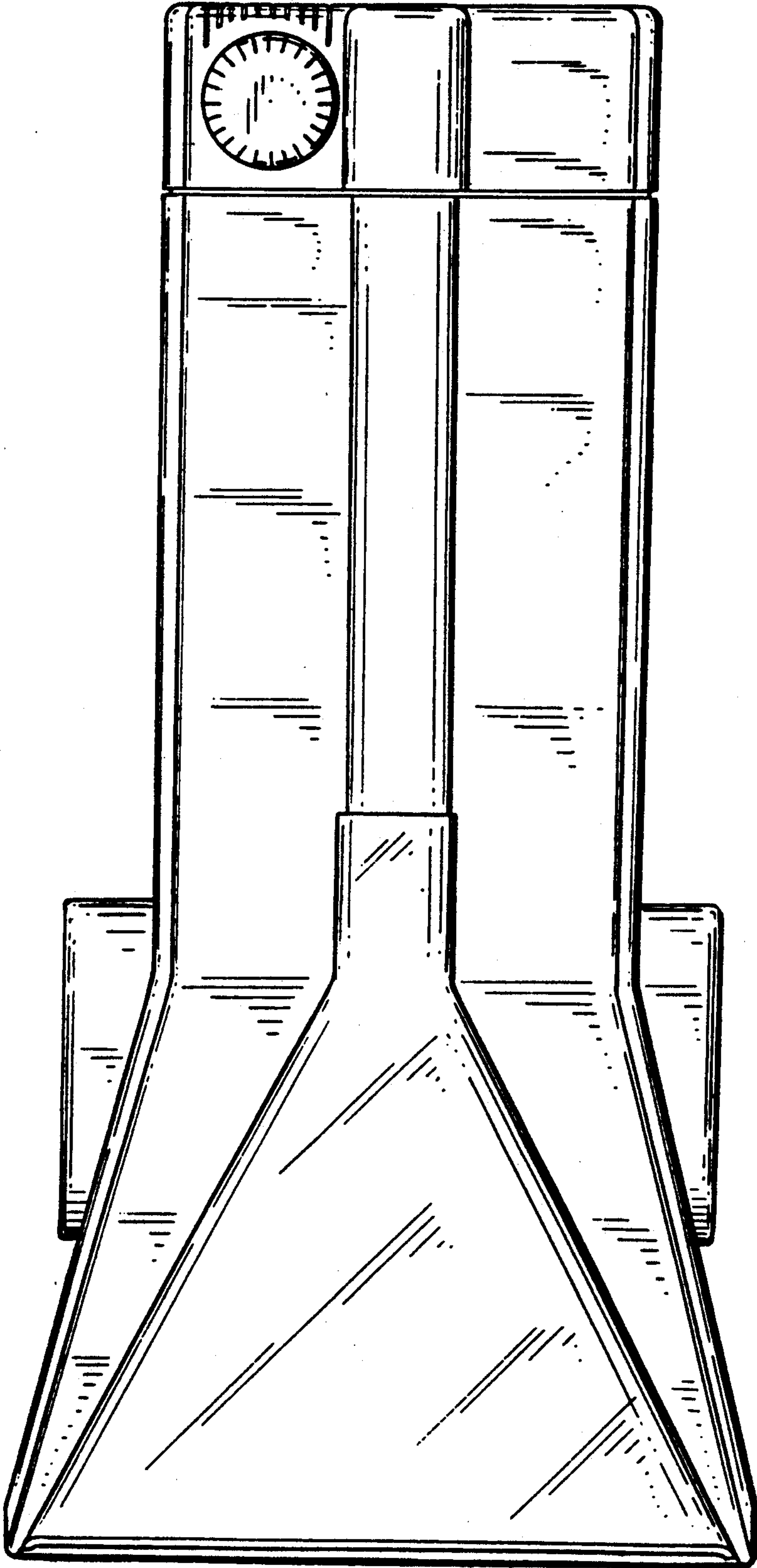
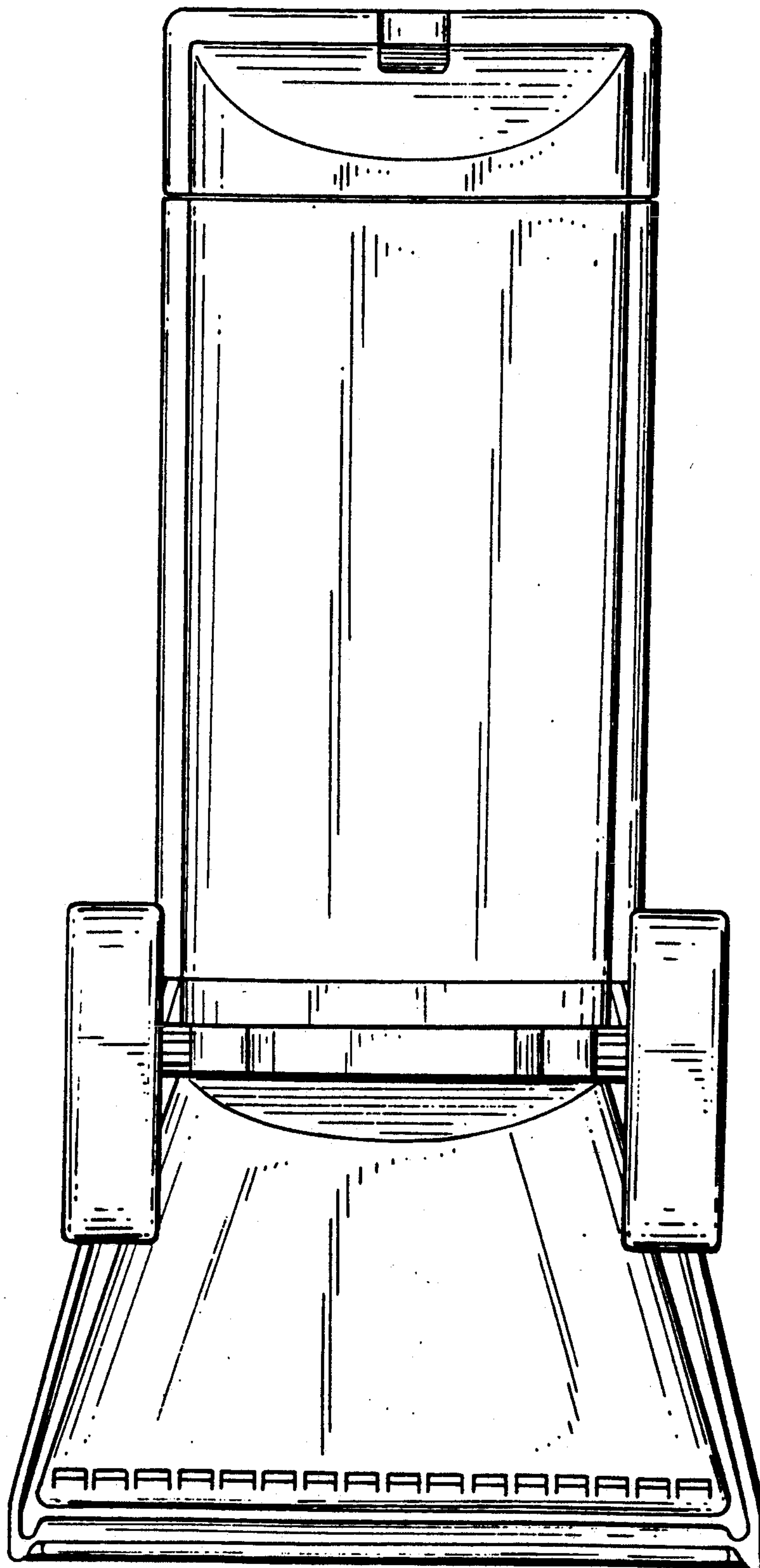


FIG. 1.



*FIG. 2.*



*FIG. 3.*

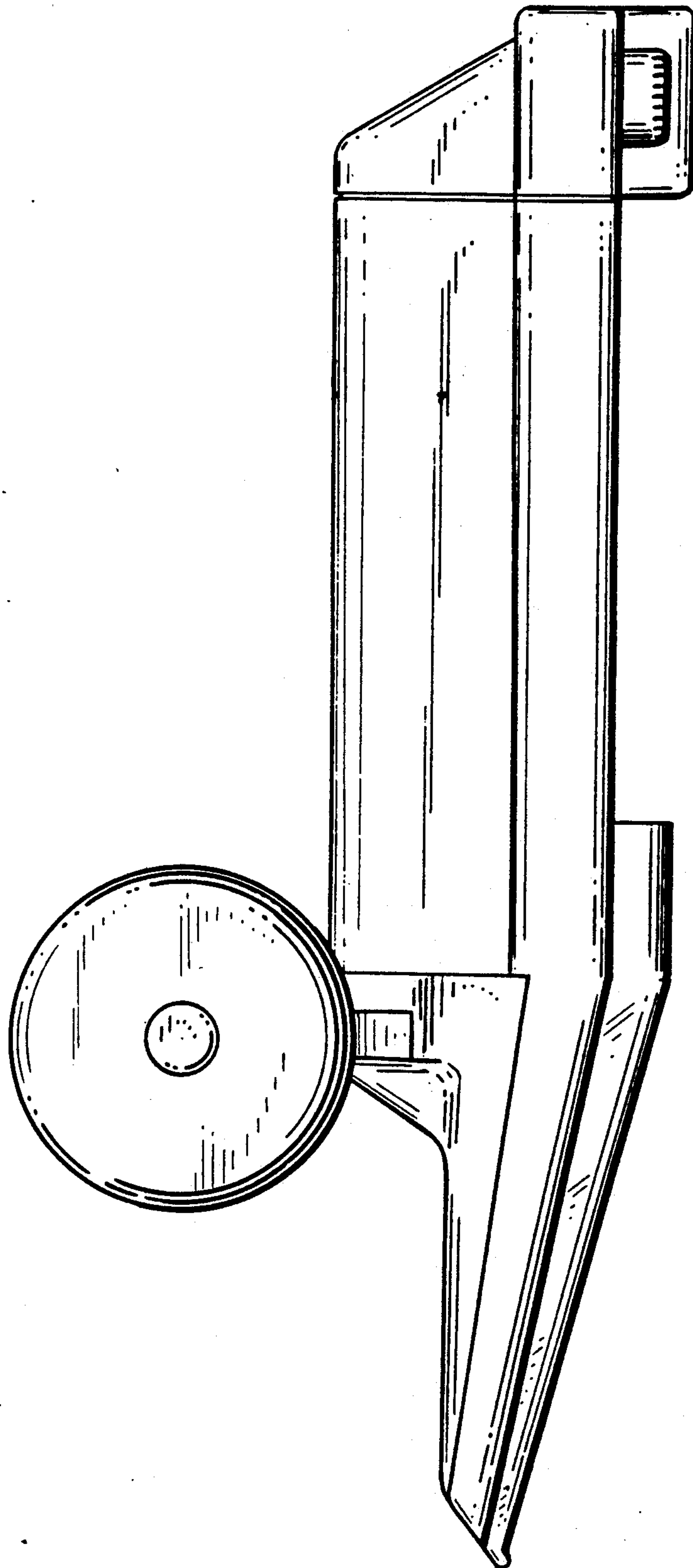

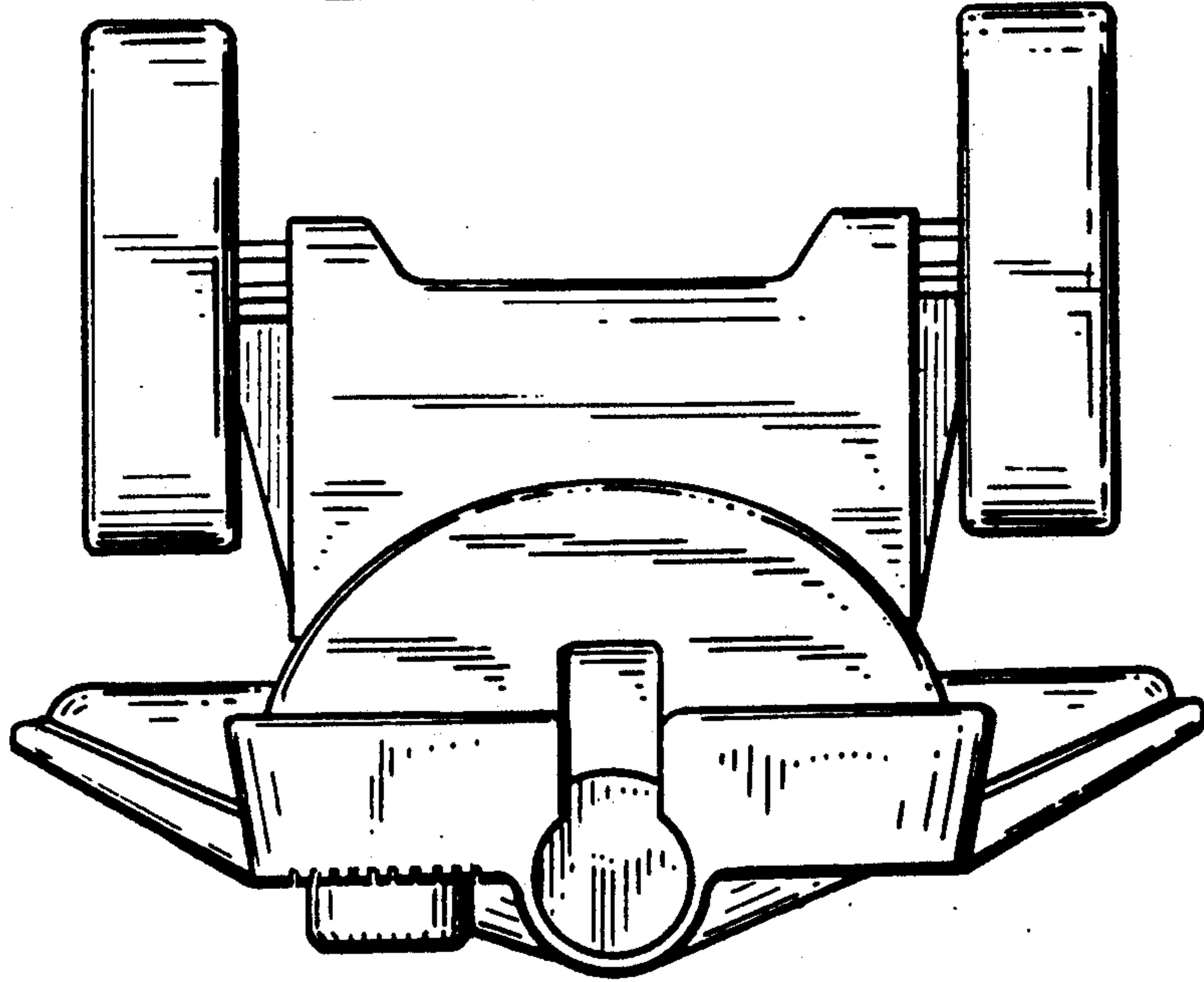




FIG. 4.



*FIG. 5.*



*FIG. 6.*




FIG. 7.

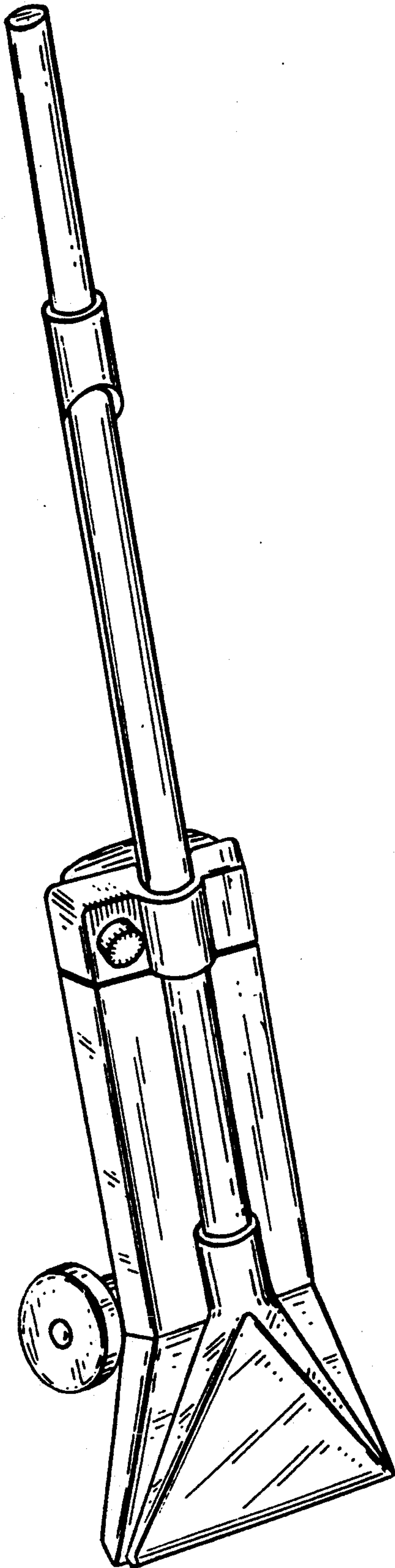


FIG. 8.

