



US00D328364S

United States Patent [19]
Dordick

[11] **Patent Number: Des. 328,364**
[45] **Date of Patent: ** Jul. 28, 1992**

- [54] **LIGHTING FIXTURE BASE**
- [75] **Inventor:** Fran M. Dordick, Shaker Heights, Ohio
- [73] **Assignee:** The L.D. Kichler Co., Cleveland, Ohio
- [**] **Term:** 14 Years
- [21] **Appl. No.:** 620,913
- [22] **Filed:** Nov. 29, 1990

Related U.S. Application Data

- [63] Continuation-in-part of Ser. No. 454,123, Dec. 21, 1989.
- [52] **U.S. Cl.** D26/142
- [58] **Field of Search** D26/72, 80-92,
D26/140, 15, 148, 149, 153, 154, 155; 362/147,
432

[56] **References Cited**

U.S. PATENT DOCUMENTS

- D. 58,488 7/1921 Howell D26/142
- D. 70,352 6/1926 Wolter D26/142
- D. 104,845 6/1937 Goodman D26/87
- D. 166,296 4/1952 Brooks D26/142

OTHER PUBLICATIONS

Lighting Limited Catalog, 1987, p. 17, Wall Lamp Bracket #4677-02.

Kichler Lighting Catalog, pp. 81 and 82, Jul. 1989.

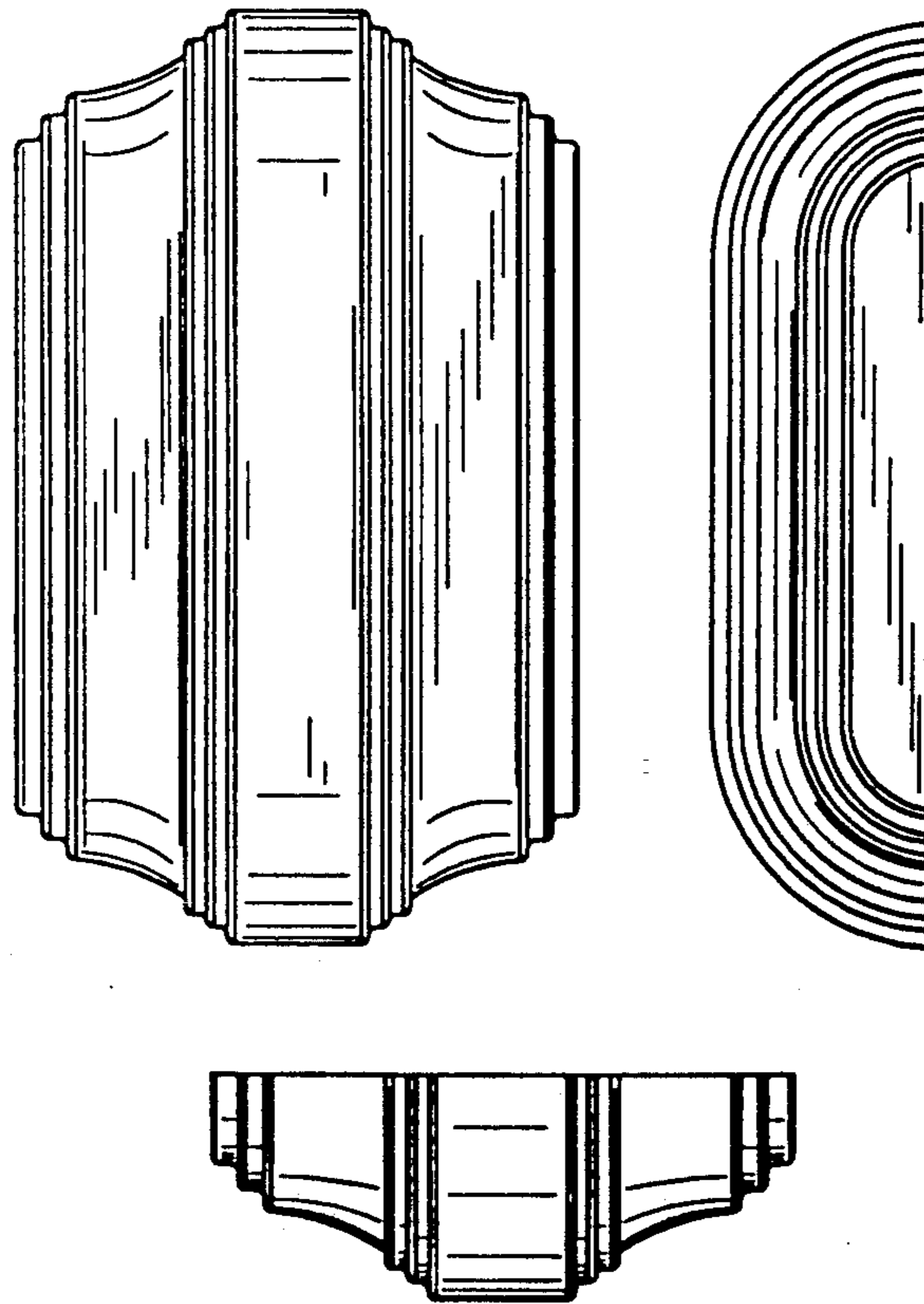
Primary Examiner—Susan J. Lucas
Attorney, Agent, or Firm—Watts, Hoffmann Fisher & Heinke

[57] **CLAIM**

The ornamental design for a lighting fixture base, as shown and described.

DESCRIPTION

FIG. 1 is a perspective view of a lighting fixture base showing my new design;
 FIG. 2 is a front elevational view thereof on a reduced scale;
 FIG. 3 is a rear elevational view thereof on a reduced scale;
 FIG. 4 is a right side elevational view thereof on a reduced scale;
 FIG. 5 is a top plan view thereof on a reduced scale;
 FIG. 6 is a front elevational view of a second embodiment of my new design;
 FIG. 7 is a right side elevational view thereof the left side being a mirror image;
 FIG. 8 is a front elevational view of a third embodiment of my new design;
 FIG. 9 is a right side elevational view thereof the left side being a mirror image;
 FIG. 10 is a front elevational view of a fourth embodiment of my new design;
 FIG. 11 is a right side elevational view thereof the left side being a mirror image.



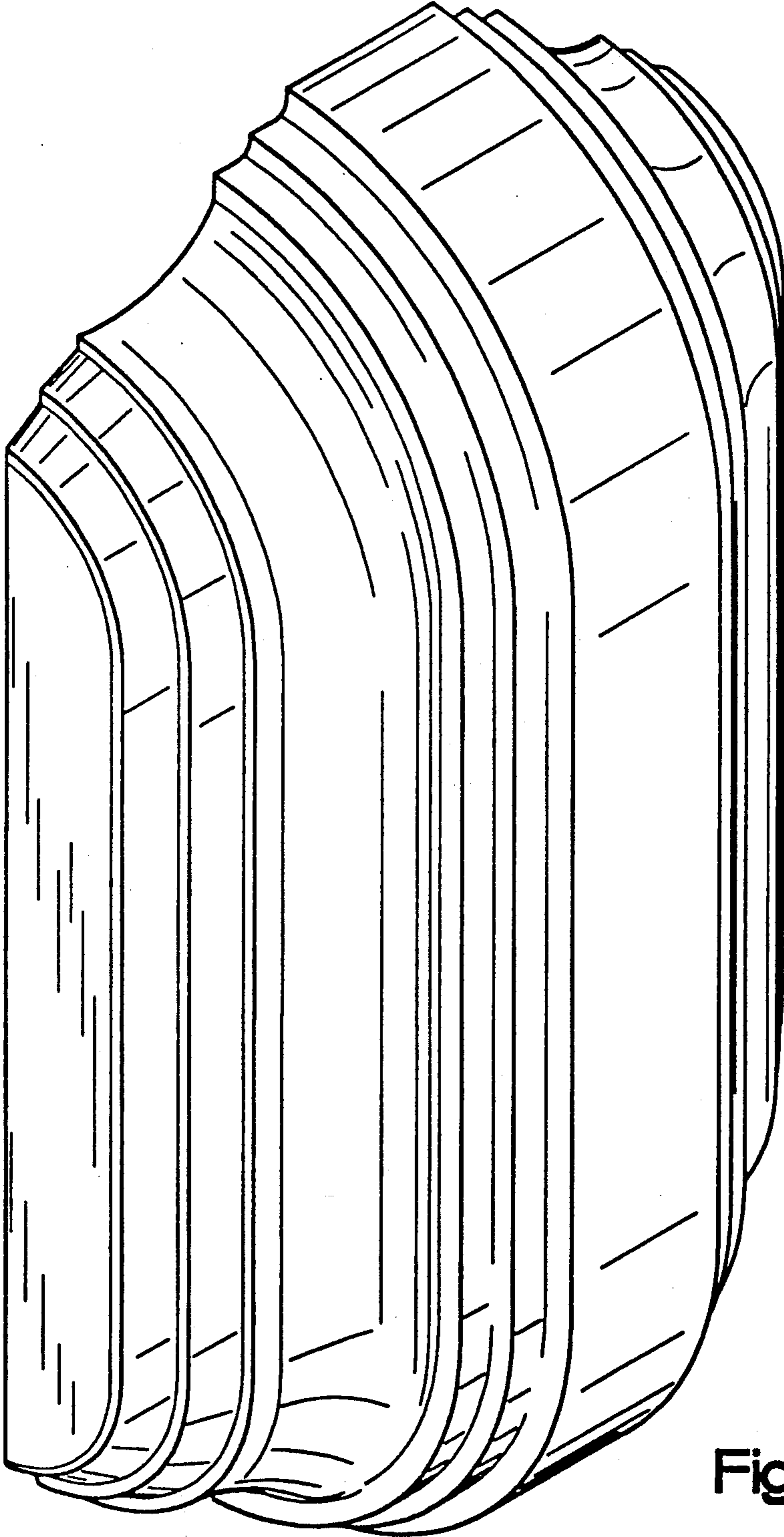


Fig.1




Fig.2

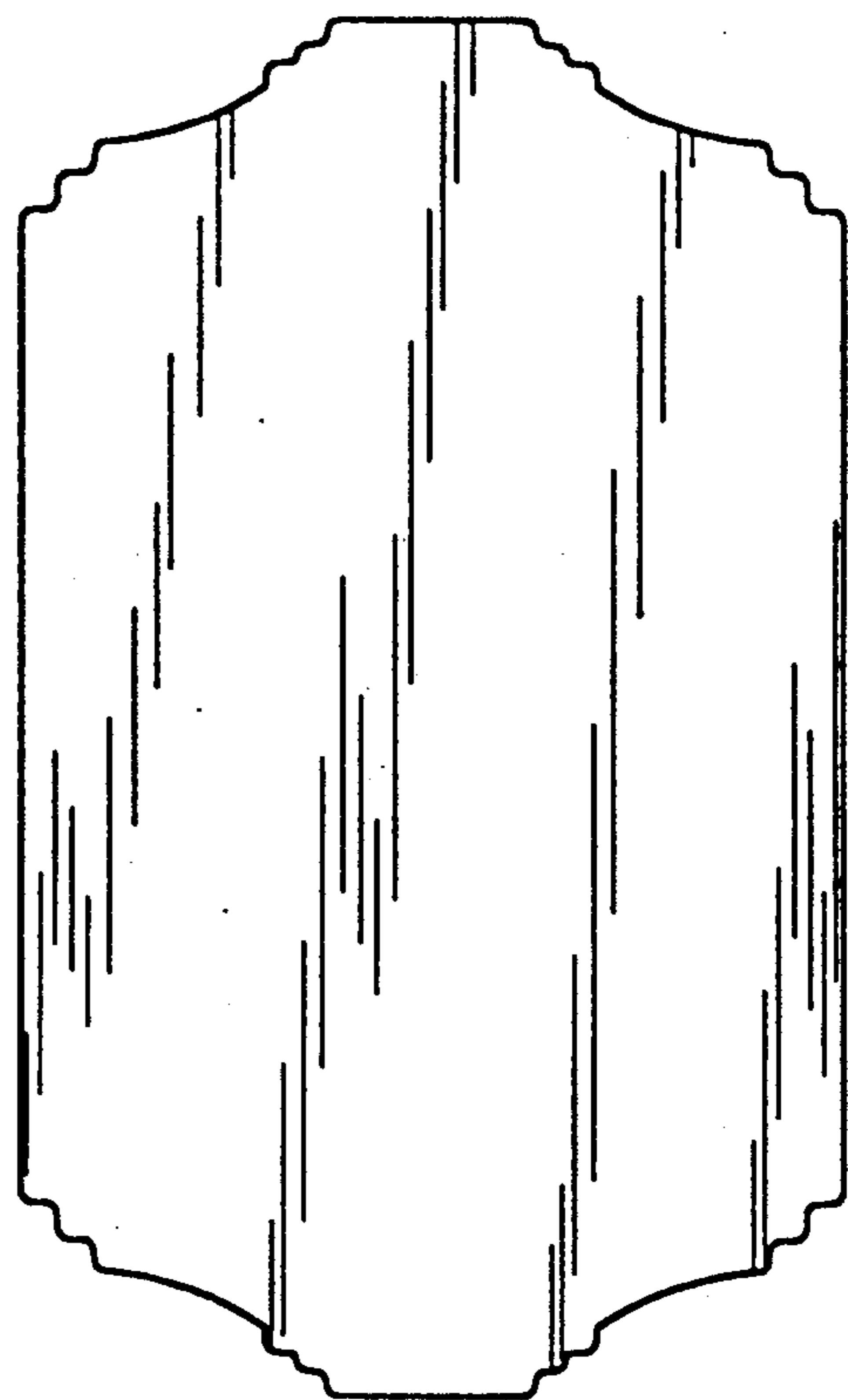


Fig.3




Fig.4




Fig.5




Fig.6




Fig.7



Fig.8



Fig.9




Fig.10



Fig.11