



US00D328360S

# United States Patent [19]

[11] Patent Number: **Des. 328,360**

Fuller

[45] Date of Patent: **\*\* Jul. 28, 1992**

[54] SLIDABLY ADJUSTABLE FLOOR LAMP

[76] Inventor: **Raymond E. Fuller, 4260 Hillside Ter., Fayetteville, Ark. 72703**

[\*\*] Term: **14 Years**

[21] Appl. No.: **681,379**

[22] Filed: **Apr. 8, 1991**

[52] U.S. Cl. .... **D26/66**

[58] Field of Search ..... **D26/60-66, D26/93, 102, 106, 107, 110; 362/269, 277, 285, 413, 418, 419, 427, 401, 402**

4,449,169	5/1984	Warshawsky	.....	362/413
4,449,170	5/1984	Warshawsky	.....	362/413
4,449,172	5/1984	Warshawsky	.....	362/247
4,453,204	6/1984	Warshawsky	.....	362/396
4,473,874	9/1984	Warshawsky	.....	362/247
4,484,255	11/1984	Warshawsky	.....	362/396
4,734,838	3/1988	Pike	.....	362/427
4,842,231	6/1989	Warshawsky	.....	248/312.6

*Primary Examiner*—Susan J. Lucas  
*Attorney, Agent, or Firm*—Robert R. Keegan

### [57] CLAIM

The ornamental design for a slidably adjustable floor lamp, as shown and described.

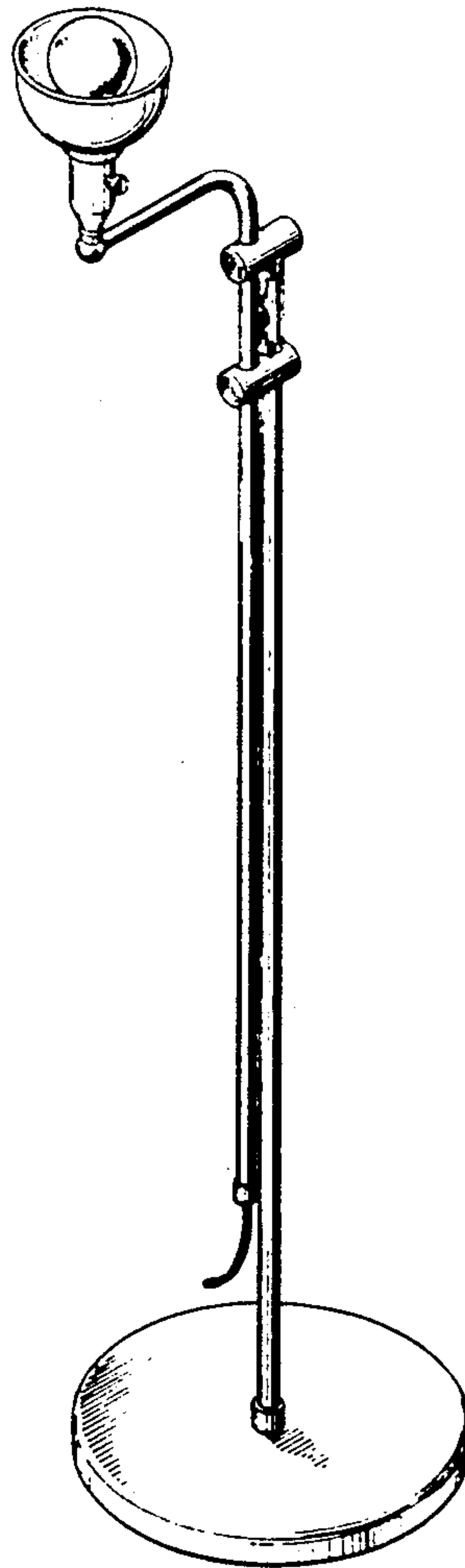
### DESCRIPTION

FIG. 1 is a perspective view of a slidably adjustable floor lamp showing my new design; FIG. 2 is a front elevational view thereof; FIG. 3 is a rear elevational view thereof; FIG. 4 is a left side elevational view thereof, the other side being identical; FIG. 5 is an enlarged fragmentary right side elevational view thereof; and, FIG. 6 is a bottom plan view thereof.

### [56] References Cited

#### U.S. PATENT DOCUMENTS

D. 121,971	2/1941	Hood	.....	D26/66
D. 151,228	10/1948	Doane	.....	D26/107
905,608	12/1989	Vercoutere	.	
974,253	11/1910	Forg	.	
2,311,986	2/1943	Henschel	.....	362/418 X
4,247,886	1/1981	Warshawsky	.....	362/427
4,322,098	3/1982	Warshawsky	.....	285/264
4,347,557	8/1982	Warshawsky	.....	362/427
4,390,933	6/1983	Warshawsky	.....	362/270



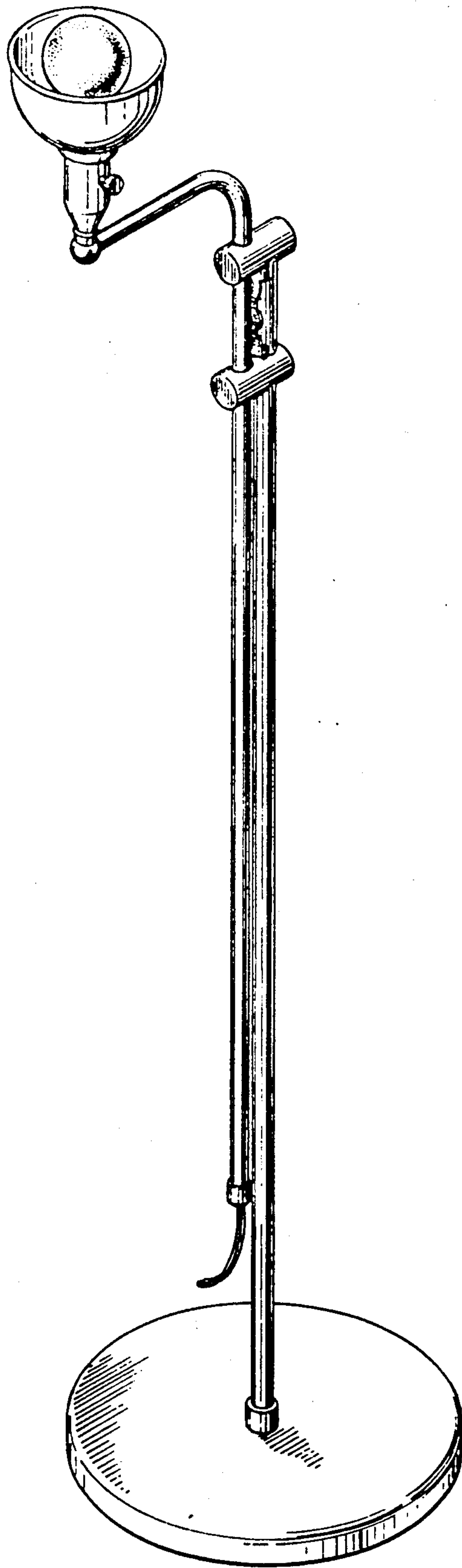


FIG. 1

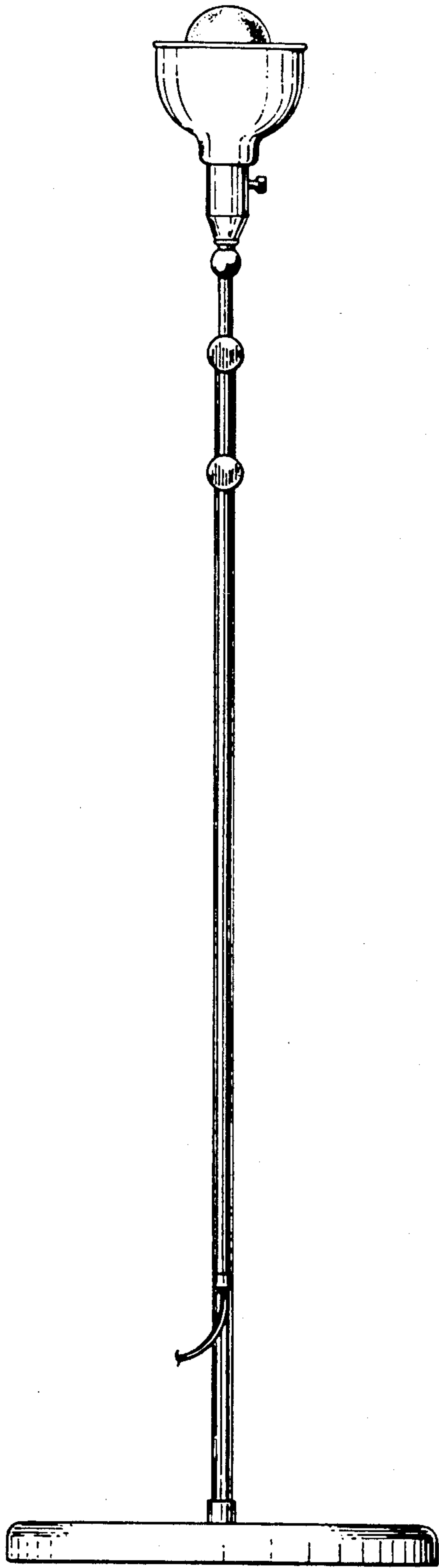


FIG. 2

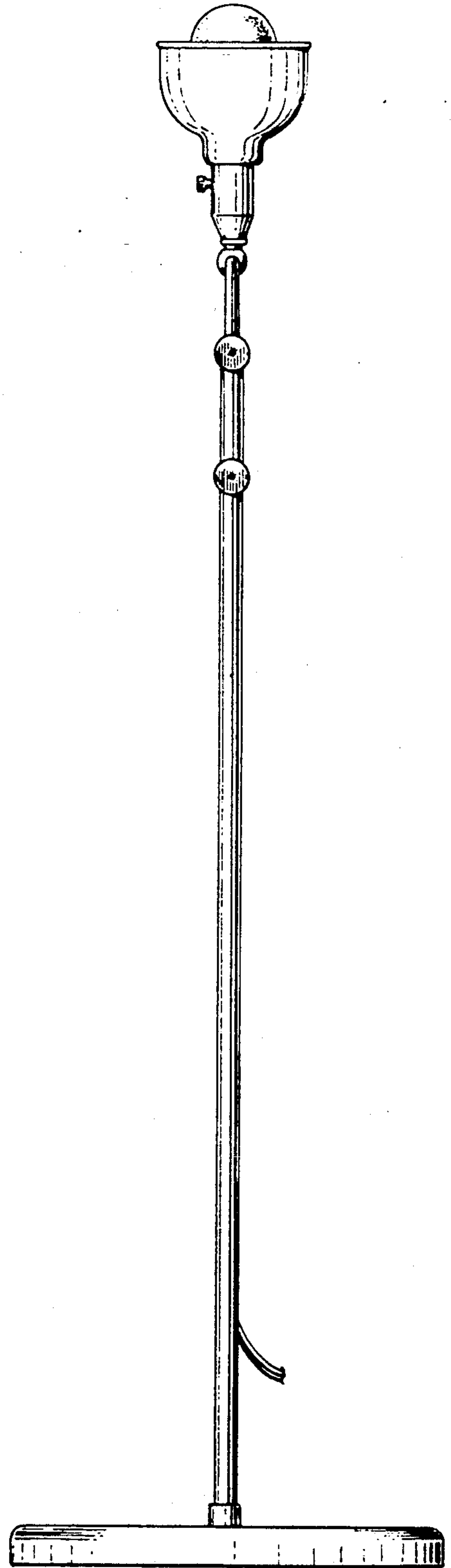


FIG. 3

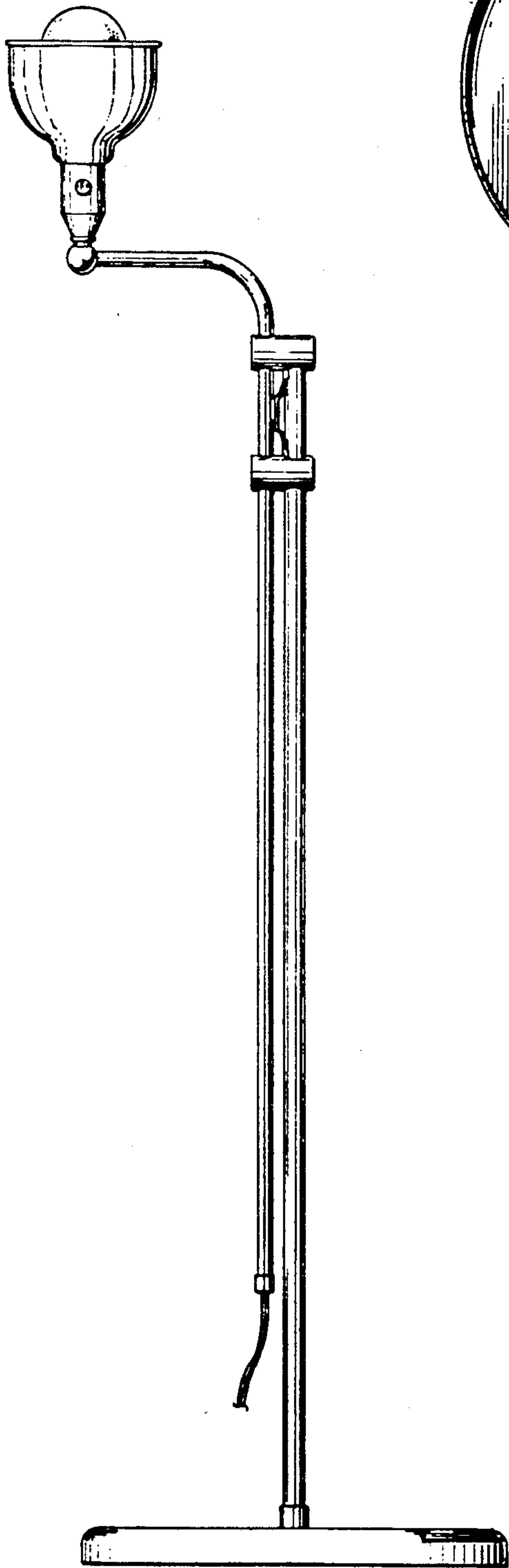


FIG. 4

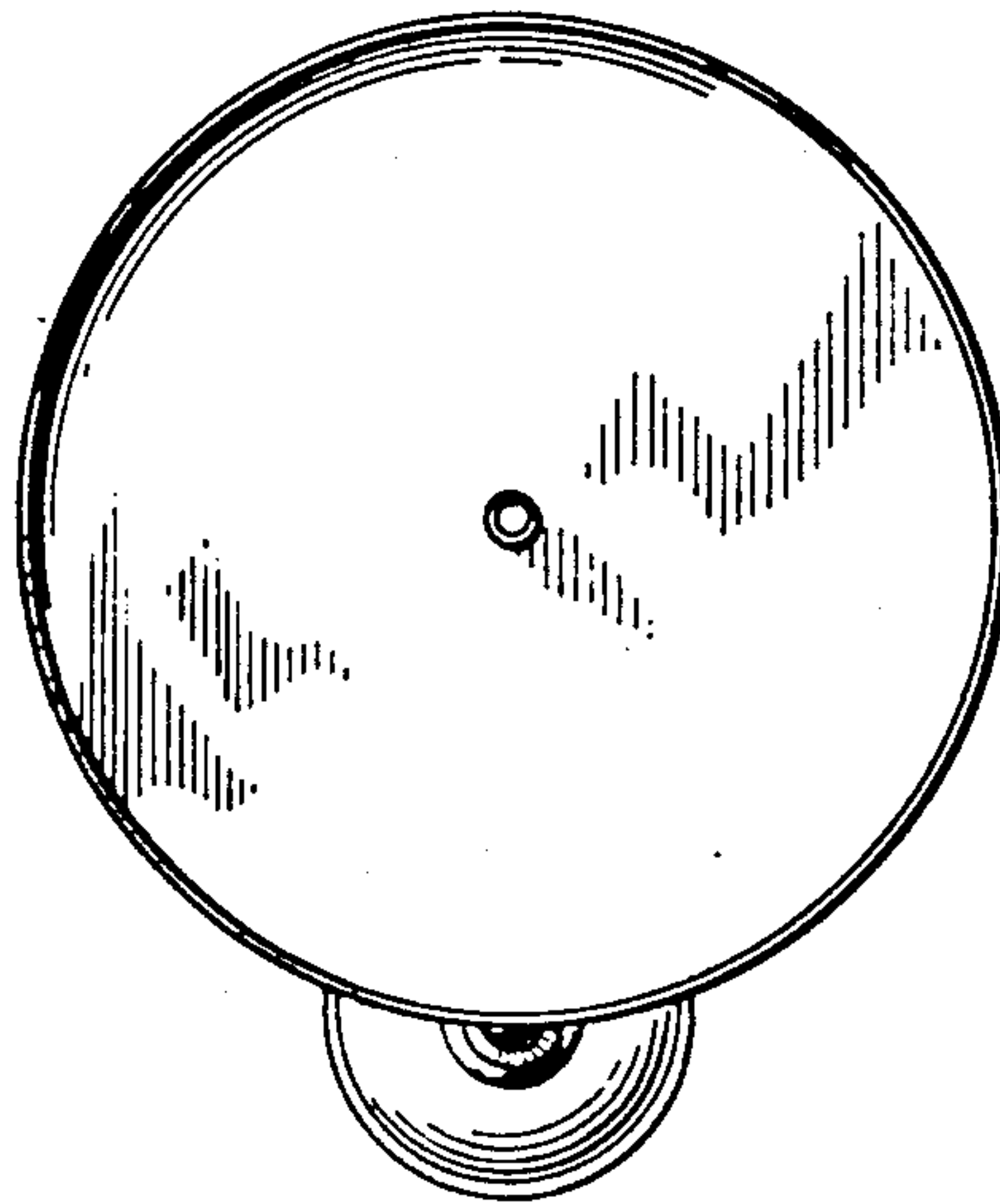


FIG. 6

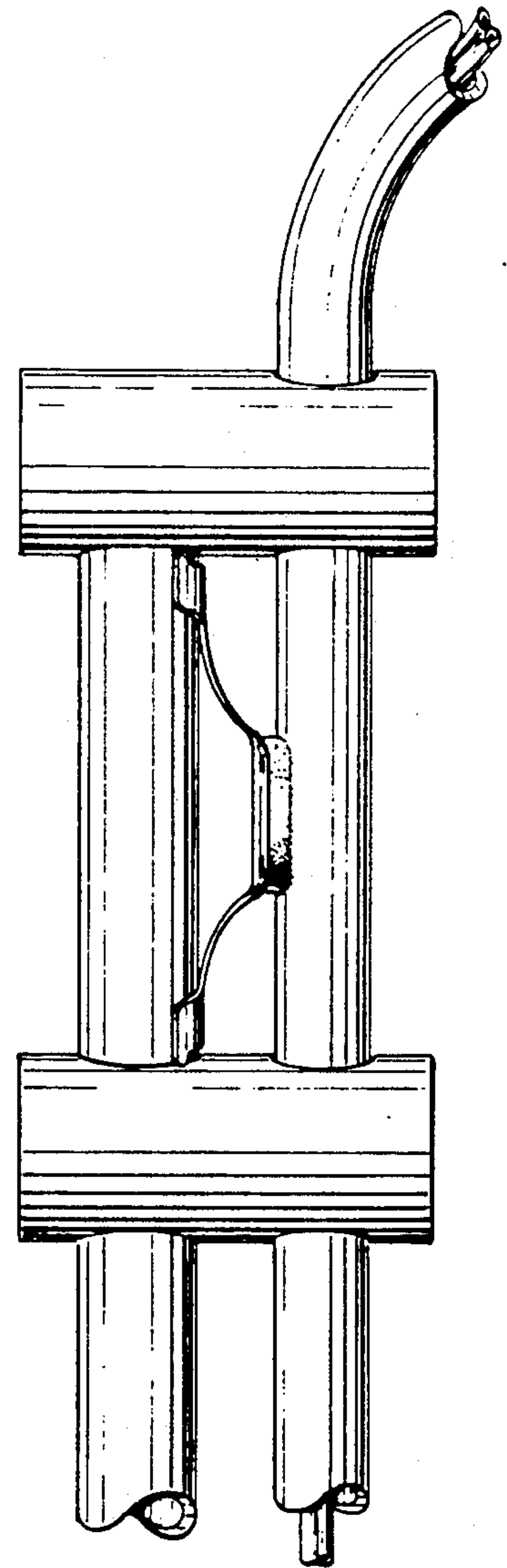


FIG. 5